

# **Airports Authority of India, Sri Guru Ram Das Ji International Airport, Amritsar Welcomes all stakeholders**

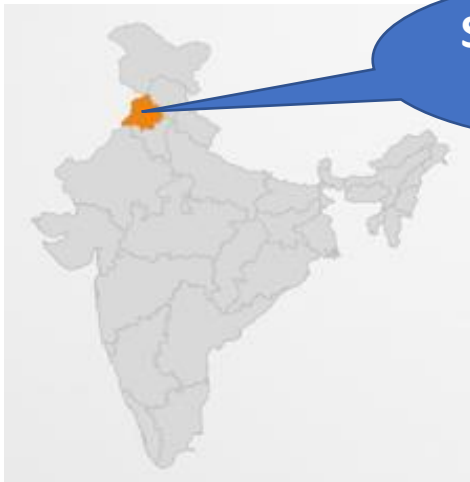


**AAI extends thanks to AERA for issuance of  
CP 06/2024-25  
for determination of Aeronautical Tariff for  
Sri Guru Ram Dass Jee International Airport, Amritsar  
for the 2nd control period (FY 2024-25 to FY 2028-29)**

# BRIEF ABOUT AMRITSAR AIRPORT



- **Sri Guru Ram Dass Jee International Airport, Amritsar is a rapidly growing aviation hub, connecting the city to key domestic and international destinations.**
- **Known for its iconic Golden Temple, Atari Border retreat Ceremony, Partition Museum, Gobindgarh fort, Jallianwala Bagh and cultural heritage, Amritsar attracts millions of tourists and pilgrims annually.**
- **In addition to tourism, the airport supports economic activities, including the export of Punjab's renowned agricultural produce. The airport's strong links to the Punjabi diaspora and its role in boosting tourism and trade have enhanced its significance.**
- **With expanding routes and modern infrastructure, it is transforming Amritsar into a global aviation and cultural gateway.**



**SGRDJI Airport  
Amritsar**

# BASIC DATA OF AMRITSAR AIRPORT

❖ RWY Length	-	3658m X 45m
❖ RWY Orientation	-	16/34
❖ Critical aircraft	-	B 747
❖ Aerodrome reference code	-	4 E
❖ AFS provider company	-	AAI
❖ Fire category	-	8 (can be upgraded to 9 on requirement basis)
❖ Nos. of Aerobridges-		4

# BASIC DATA OF AMRITSAR AIRPORT

- ❖ Parking bays in Apron (Suitable for) - Total – 25 (9 Code E, 3 Code D, 13 Code C)
- ❖ No. of Operating airlines – 12 Nos. (Scoot Air, Qatar Airways, Batik Air, Malaysian Airlines, Neos S.P.A, Air Asia X, Air India Express, Air India, Indigo, Spicejet, Alliance Air, Thai Lion Air)
- ❖ Peak Hour Terminal Building Capacity (Arrival and Departure) - 1600 (800 + 800)
- ❖ Existing Annual Capacity- 4.1 MPPA
- ❖ No of X-BIS - 07 Nos. for Registered Baggage(Check-in) & 13 Nos. for Hand Baggage (SHA)
- ❖ No. of Check in Counters – 33 (CUPPS) & Self Check-in Kiosk- 6 (CUSS)

# BASIC DATA OF AMRITSAR AIRPORT

- ❖ No. and Type of BHS/ conveyor belts - 6 (sliding type - 2, slat type - 4)
- ❖ No. of Boarding gates (Remote / Contact) - 9 (4/5)
- ❖ GLF Facility - CAT III
- ❖ DGCA License validity - 18.12.2028
- ❖ RVR Status - Available (TDZ, MID, END)
- ❖ NAV Aids Available - YES (ILS,DVOR,DME,NDB)

# PASSENGER FACILITIES/AMENITIES AT AMRITSAR AIRPORT

1. Check in counters (All CUPPS)
2. CUSS – 06 Nos.
3. Washrooms
4. Tactile Flooring, Ramps, Facilities for persons with reduced mobility
5. FIDS/ PA System/ Entertainment TVs
6. Immigration & Customs counters
7. Child care room
8. MI room
9. Napkin vending machines
10. Bottle crushing machines
11. Drinking water
12. Seating Arrangements
13. Reserved Lounges
14. CCTV system
15. May I Help You Counters

# COMMERCIAL FACILITIES AT AMRITSAR AIRPORT

1. Advertisement
2. Car Rental/Prepaid Taxi
3. Retail Outlets
4. ATM
5. Executive lounge
6. Trolley Retrieval cum Advertisement
7. Car Parking
8. In Building Solution
9. F&B- Branded Snack Bar/QSR
10. Application Based Cab Aggregator
11. News Paper Standee
12. Tourist Information Counters
13. Airport Entry Ticket
14. Meet & Greet Service
15. Money Exchange
16. Baggage Wrapping Service
17. Duty Free Shops



# ASQ/CSI RATING OF AMRITSAR AIRPORT

QTR/YEAR	2022	2023	2024
QTR-1	4.95	4.84	4.69
QTR-2	4.61	4.83	4.53
QTR-3	4.81	4.51	4.71
QTR-4	4.81	4.76	Results yet to be declared
Average for Year	4.80	4.74	-

# DIRECT INTERNATIONAL LINKS



Destinations covered:

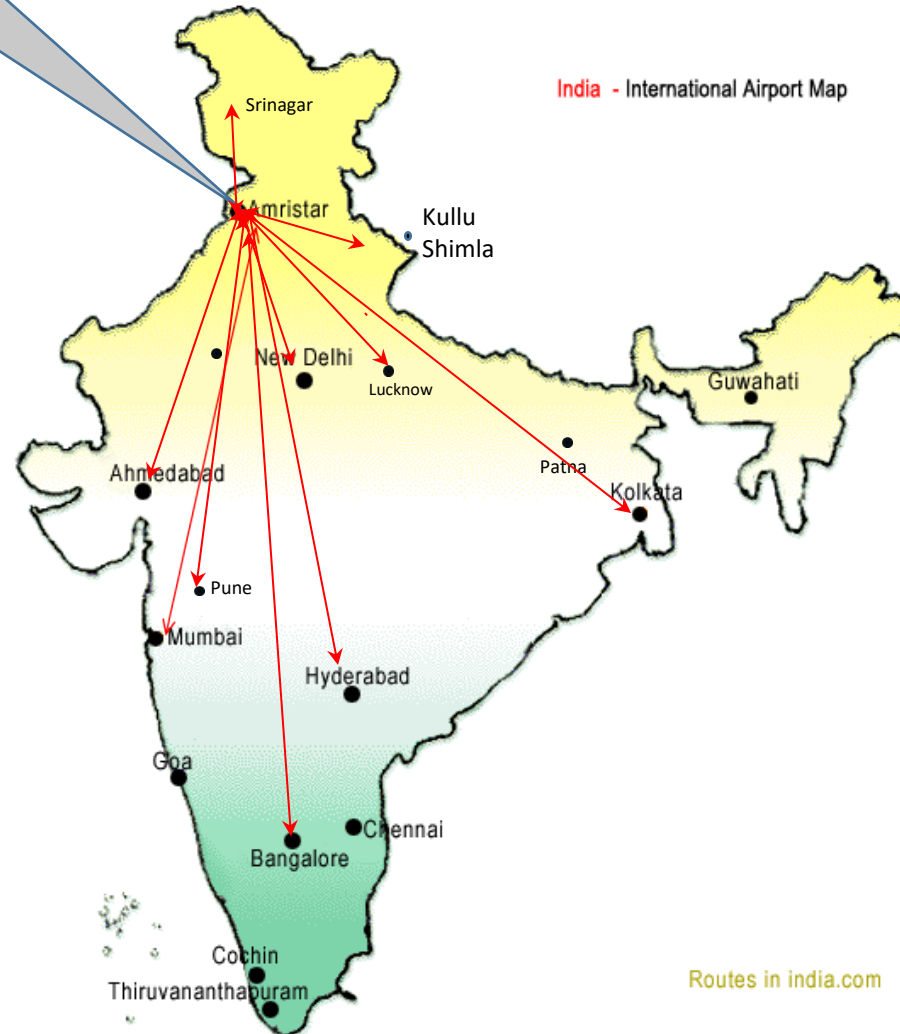
1. London Gatwick
2. Birmingham
3. Milan/Rome
4. Doha
5. Dubai
6. Sharjah
7. Bangkok
8. Singapore
9. Kuala Lumpur

# AIRLINES (DOMESTIC)

**Direct Domestic Links of  
SGRDJI Airport  
Amritsar**

Destinations  
covered:

1. Srinagar
2. Ahmedabad
3. Pune
4. Mumbai
5. Bengaluru
6. Hyderabad
7. New Delhi
8. Lucknow
9. Kolkata
10. Kullu
11. Shimla



# AIR CONNECTIVITY OF AMRITSAR

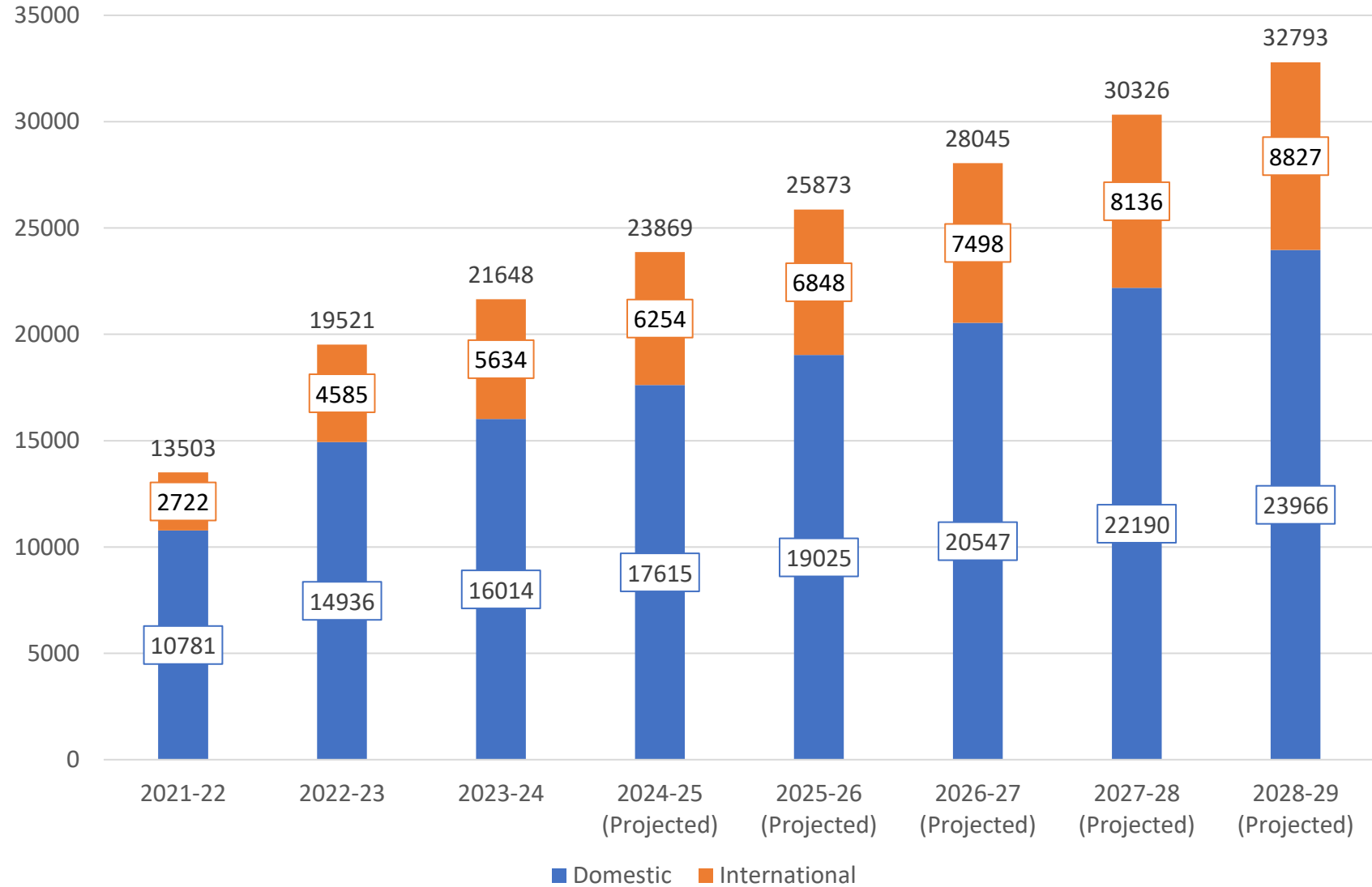
Airlines	Destination	Weekly Frequency	DOM/INT	
Air India/Indigo	Delhi	85	DOM	Indigo- 42 % Air India- 27 % Others-31%
Air India/Indigo	Mumbai	21	DOM	
Indigo	Srinagar	14	DOM	
Indigo/Air India Express	Bengaluru	11	DOM	
Indigo	Hyderabad	7	DOM	
Indigo	Lucknow	7	DOM	
Indigo	Pune	7	DOM	
Indigo	Ahmedabad	6	DOM	
Indigo	Kolkata	3	DOM	
Alliance Air	Kullu	3	DOM	
Alliance Air	Shimla	3	DOM	
Air India Express/Spicejet	Dubai	14	INTL	
Malaysia Airlines/Batik Air/Air Asia X	Kuala Lumpur	14	INTL	
Indigo/Air India Express	Sharjah	12	INTL	
Thai Lion Air/Air India Express	Bangkok	8	INTL	
Qatar Airways	Doha	7	INTL	
Scoot Air	Singapore	5	INTL	
Air India	Birmingham	4	INTL	
Air India	London Gatwick	3	INTL	
NEOS S.P.A	Milan via Rome	3	INTL	
<b>TOTAL</b>		<b>237</b>		

SGRDJ INTERNATIONAL AIRPORT AMRITSAR

# HISTORICAL AND PROJECTED AIRCRAFT MOVEMENT

F.Y	Aircraft Movements (Nos.)			Growth Rate		
	Dom.	Intl.	Total	Dom.	Intl.	Total
2016-17	7600	4006	11606	-	-	-
2017-18	13314	4453	17767	75.18 %	11.11 %	53.08 %
2018-19	12479	5426	17905	- 6.27 %	21.85 %	00.77 %
2019-20	12389	4692	17081	- 00.72 %	- 13.52 %	- 4.60 %
2020-21	6399	1617	8016	- 48.34 %	- 65.53 %	- 53.07 %
2021-22	10781	2722	13503	68.47 %	68.33 %	68.45 %
2022-23	14936	4585	19521	38.50 %	68.40 %	44.6 %
2023-24	16014	5634	21648	7.2 %	22.9 %	10.9 %
2024-25	17615	6254	23869	10 %	11 %	10.24 %
2025-26	19025	6848	25873	8 %	9.5 %	8.36 %
2026-27	20547	7498	28045	8 %	9.5 %	8.37 %
2027-28	22190	8136	30326	8 %	8.49 %	8.12 %
2028-29	23966	8827	32793	8 %	8.5 %	8.12 %

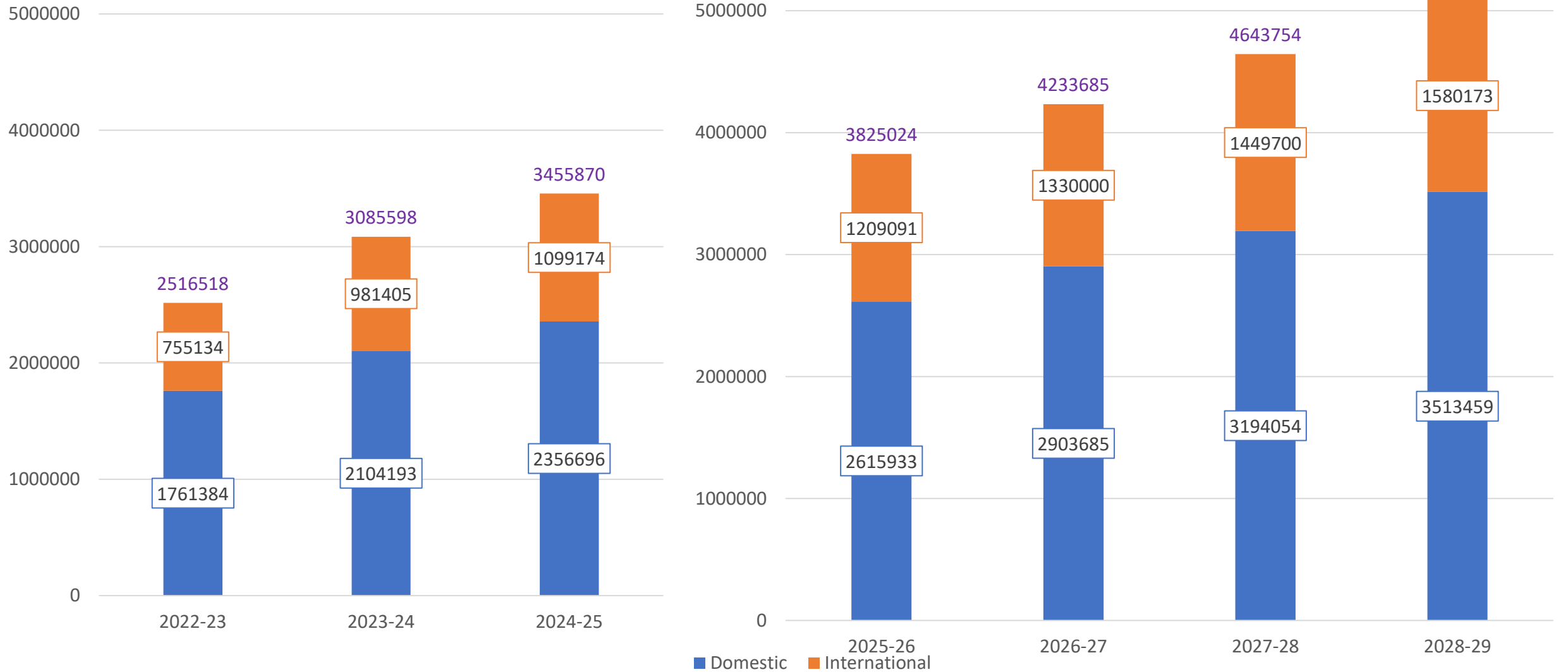
# AIRCRAFT MOVEMENT



# HISTORICAL AND PROJECTED PASSENGER TRAFFIC

F.Y	Passenger (Nos.)			Growth Rate		
	Dom.	Intl.	Total	Dom.	Intl.	Total
2016-17	1028317	538090	1566407	-	-	-
2017-18	1685883	634072	2319955	63.95 %	17.84 %	48.11 %
2018-19	1725293	798501	2523794	2.34 %	25.93 %	8.79 %
2019-20	1638372	819243	2457615	-5.04 %	2.60 %	-2.62 %
2020-21	661330	193022	854352	-59.63 %	-76.44 %	-65.24 %
2021-22	1040883	341121	1382004	57.39 %	76.73 %	61.76 %
2022-23	1761384	755134	2516518	69.22 %	121.37 %	82.09 %
2023-24	2104193	981405	3085598	19.46 %	29.96 %	22.61 %
2024-25	2356696	1099174	3455870	12 %	12 %	12 %
2025-26	2615933	1209091	3825024	11 %	10 %	10.70 %
2026-27	2903685	1330000	4233685	11 %	10 %	10.70 %
2027-28	3194054	1449700	4643754	10 %	9 %	9.70 %
2028-29	3513459	1580173	5093632	10 %	9 %	9.71 %

# PASSENGER MOVEMENT



SGRDJ INTERNATIONAL AIRPORT AMRITSAR



# **Major Works for First Control Period**

**(FY 2018-19 to FY 2023-24)**

# Major Works for First Control Period (FY 2018-19 to FY 2023-24) at Amritsar Airport

S No.	Project	Cost of Project (in Cr)	Date of Completion
1.	Expansion of apron 10 nos. code 4c type a/craft	53.23	23.02.2023
2.	Interior works of FF terminal building	16.65	15.06.2019
3.	Provision of advance visual docking guidance systems (AVDGS) for 10 nos. Parking bays	3.25	21.09.2023
4.	Tensile fabric canopy outside terminal building	3.45	14.10.2019
5.	2 nos. New baggage conveyor belt in domestic arrival	3.22	31.10.2021
6.	Provision of road from cargo apron to fire station	1.99	03-04-2021
7.	Fall protection & walkway system -terminal building roof & ceiling	1.94	26.10.2019
8.	Modification and upgradation of existing Departure BHS into Inline X-ray Baggage Handling system at Amritsar Airport	2.56	31.03.2024

# **Proposed Major Works for Second Control Period**

**(FY 2024-25 to FY 2028-29)**

**The AUCC meeting was held on 29.11.2024 and the minutes of meeting have been shared with AERA and other stakeholders**

# SGRDJI AIRPORT AMRITSAR

## PROPOSED MAJOR CAPEX – Second Control Period (FY 2024-25 to FY 2028-29)

S No.	Project	Estimated Amount (in Crs)	Proposed Year of Completion
1.	Reconfiguration & Extension of existing terminal building at SGRDJI Airport Amritsar.	111.76	FY 2027-28
2.	Parallel Taxi-Track (PTT) from Rwy-16 beginning up to Twy-E (Including Rehabilitation of IAF Structure –Airmen Billets ) at SGRDJI Airport, Amritsar. (Civil works 114.90 + Elect. works 29.81 = 144.71)	144.71	FY2027-28
3.	Provision of Individual Light Control and Monitoring System (ILCMS) at Amritsar Airport.	25.00	FY 2026-27
4.	SITC of Inline XBIS	7.18	FY 2024-25

# SGRDJI AIRPORT AMRITSAR

## PROPOSED MAJOR CAPEX – Second Control Period (FY 2024-25 to FY 2028-29)

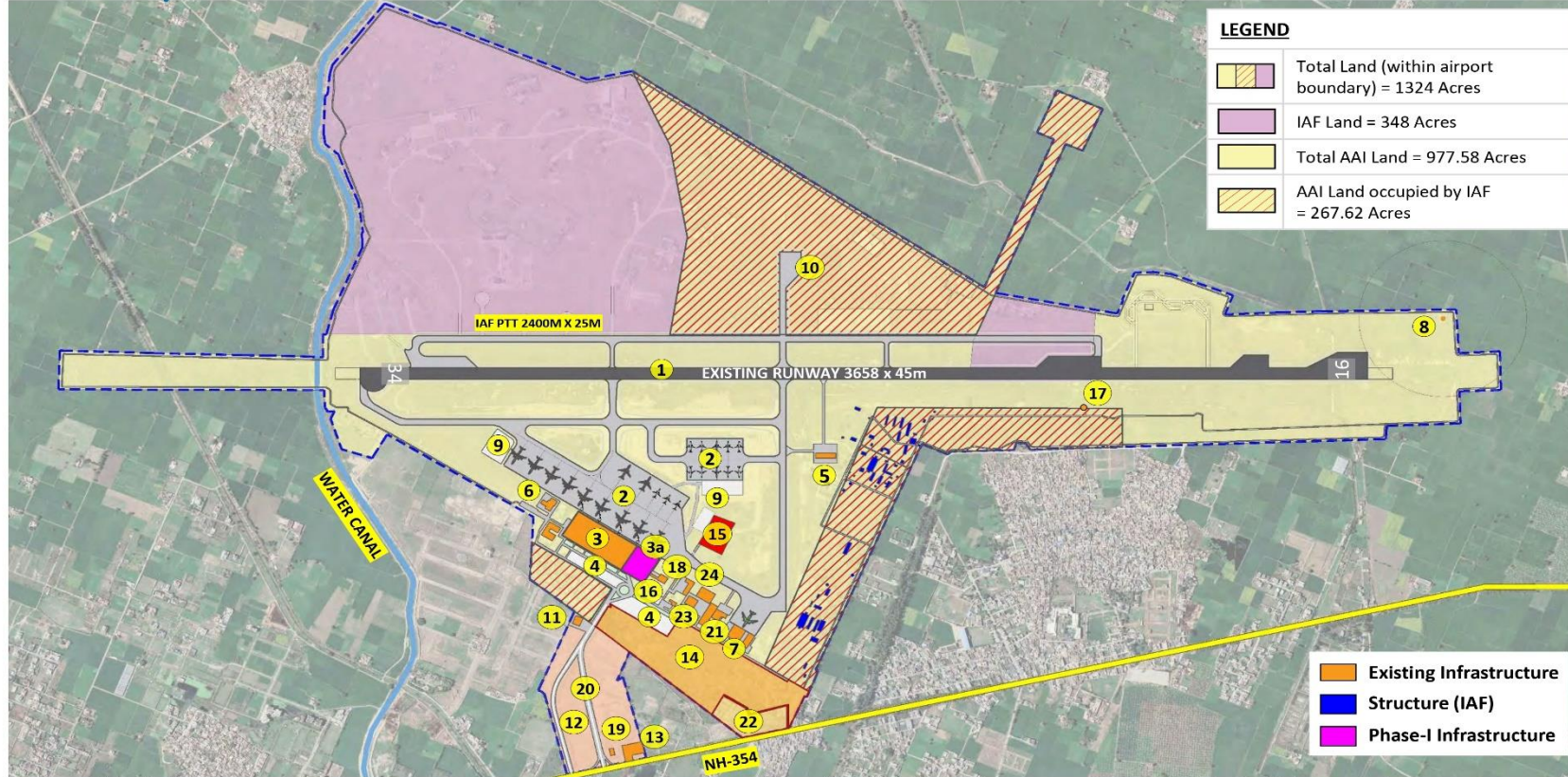
S No.	Project	Estimated Amount (in Crs)	Proposed Year of Completion
5.	SCCTV	3.50	FY2027-28
6.	Provision of Tensile Fabric Canopy in Pickup and Drop Lane city side at Amritsar Airport	2.38	FY 2024-25
7.	Modification and upgradation of existing Departure BHS into Inline X-ray Baggage Handling system at Amritsar Airport	1.74	FY 2024-25

## 1. Reconfiguration & Extension of existing terminal building at SGRDJI Airport Amritsar.

- ▶ The existing Terminal Building at Amritsar Airport has an overall area of 40175 sqm. (approx.) and the annual capacity of Amritsar Airport is 4.1 MPPA.
- ▶ Currently total 64 flight movements per day are operating from the existing terminal building including 16 international flight movements per day.
- ▶ A total area of 10560 sqm will be additionally created after expansion. Total Area of Terminal building after expansion will be 50735 sqm.
- ▶ Therefore, proposal for extension of terminal building is being taken up to enhance the Peak hour capacity from the existing 1600 PHP to 2000 PHP and the annual capacity after reconfiguration will cater up to 6.5 MPPA
- ▶ Estimate Cost of Project = Rs 111.76 Cr (Civil work 91.82 + Elect work 19.94)
- ▶ Proposed Date of Completion : FY 2027-28

# APPROVED MASTER PLAN FOR PH-I

## Development of Master Plan – Phase-I



S.no	Major Facilities	S.no	Major Facilities	S.no	Major Facilities	S.no	Major Facilities
1	Runway 16/34 3658x45m	7	Cargo Terminal	14	AAI Residential Colony	21	Amritsar Aviation club
2	Apron for 10 Code-E, 2 Code-D, 13 Code-C	8	DVOR	15	Gurudwara Baba Jawandh Singh Ji	22	IAF Residential Colony
3	Existing Terminal Building	9	GSE Area	16	Gurudwara Parking	23	Police Station
3a	Expansion of Terminal Building (PH-I)	10	Isolation Bay	17	Temple	24	Aviation fuel station (AFS)
4	Car Park	11	BCAS OFFICE	18	Male CISF Barrack		
5	Fire Station	12	Land for Airport Support Infra.	19	Female CISF Barrack		
6	ATC Tower	13	State Govt. Power grid/house	20	Approach Road 60M ROW		

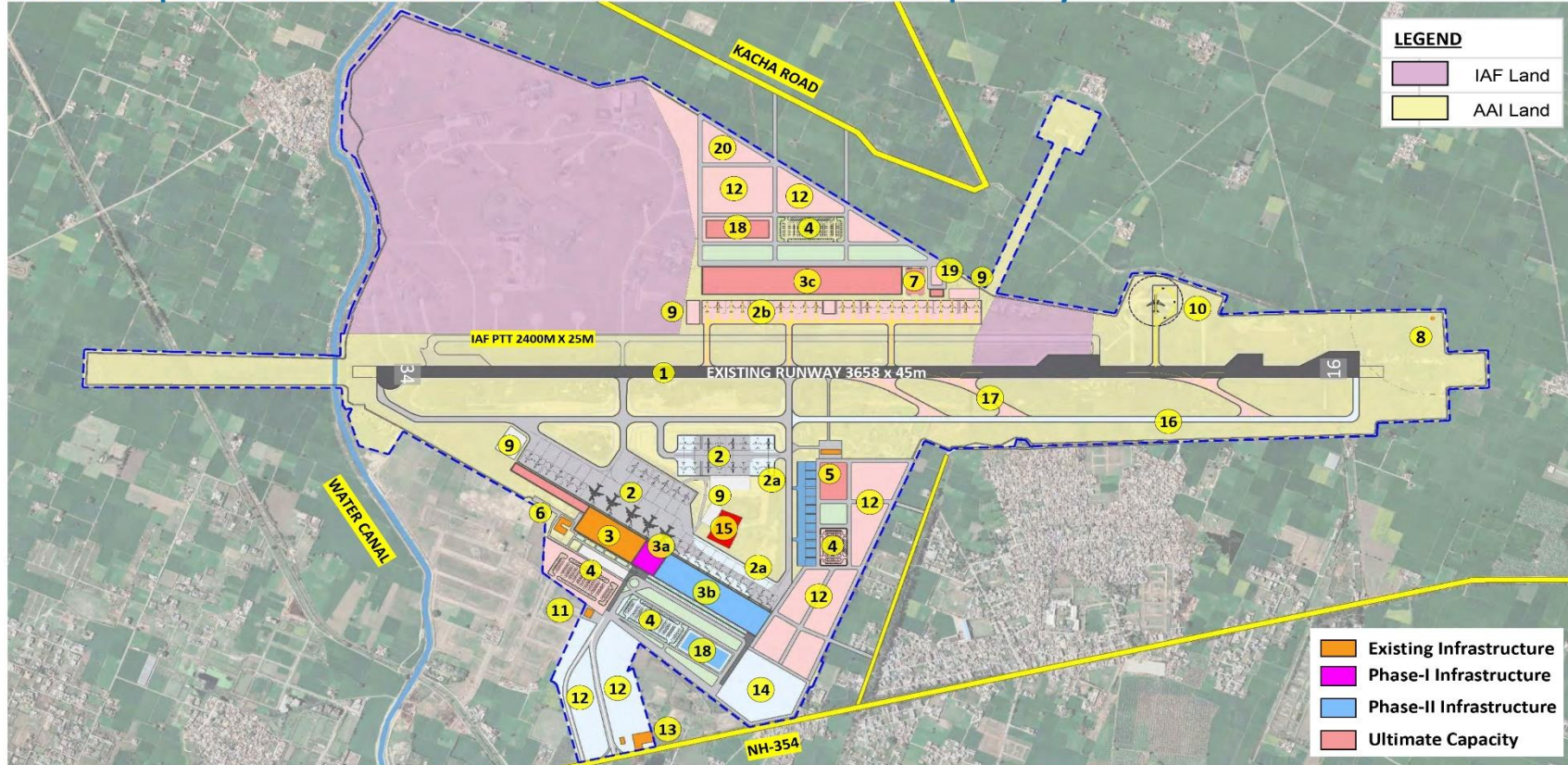


*Sanjeev Kumar*  
**(Sanjeev Kumar)**  
 Chairman AAI  
 MAY 2024



# SGRDJI AIRPORT AMRITSAR

## Development of Master Plan – Ultimate Capacity



S.no	Major Facilities
1	Runway 16/34 3658x45m
2	Apron for 5 Code-E, 38 Code-C
2a	Phase II Apron
2b	Future Apron
3	Existing Terminal Building
3a	Expansion of Terminal Building (PH-I)

S.no	Major Facilities
3b	Phase II Terminal Building
3c	Future Terminal Building
4	Car Park
5	Fire Station
6	ATC Tower
7	Cargo Terminal
8	DVOR

S.no	Major Facilities
9	GSE Area
10	Isolation Bay
11	BCAS OFFICE
12	Land for Airport Support Infra.
13	State Govt. Power grid/house
14	AAI Residential Colony
15	Gurudwara Baba Jawandh Singh Ji

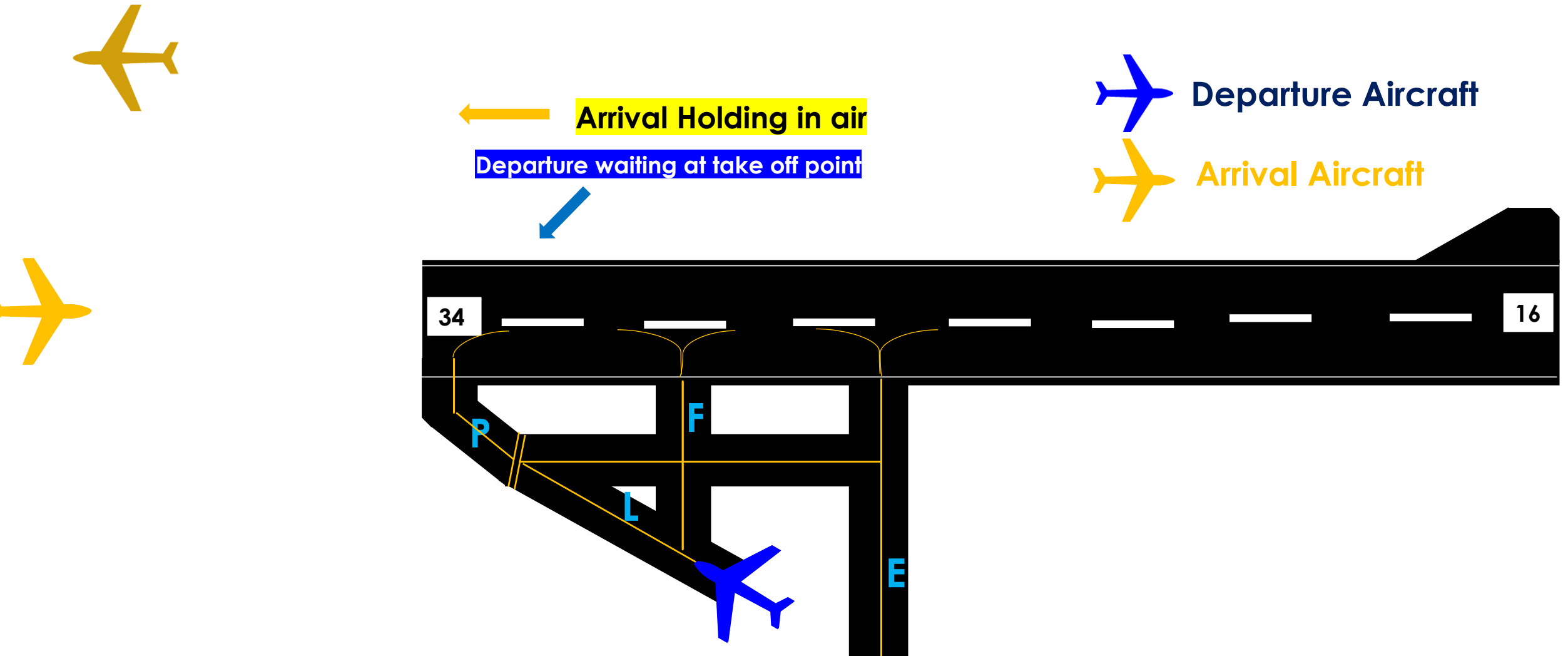
S.n o	Major Facilities
16	Parallel Taxi Track
17	RET
18	MLCP
19	General Aviation
20	CISF Residential colony



*Sanjeev Kumar*

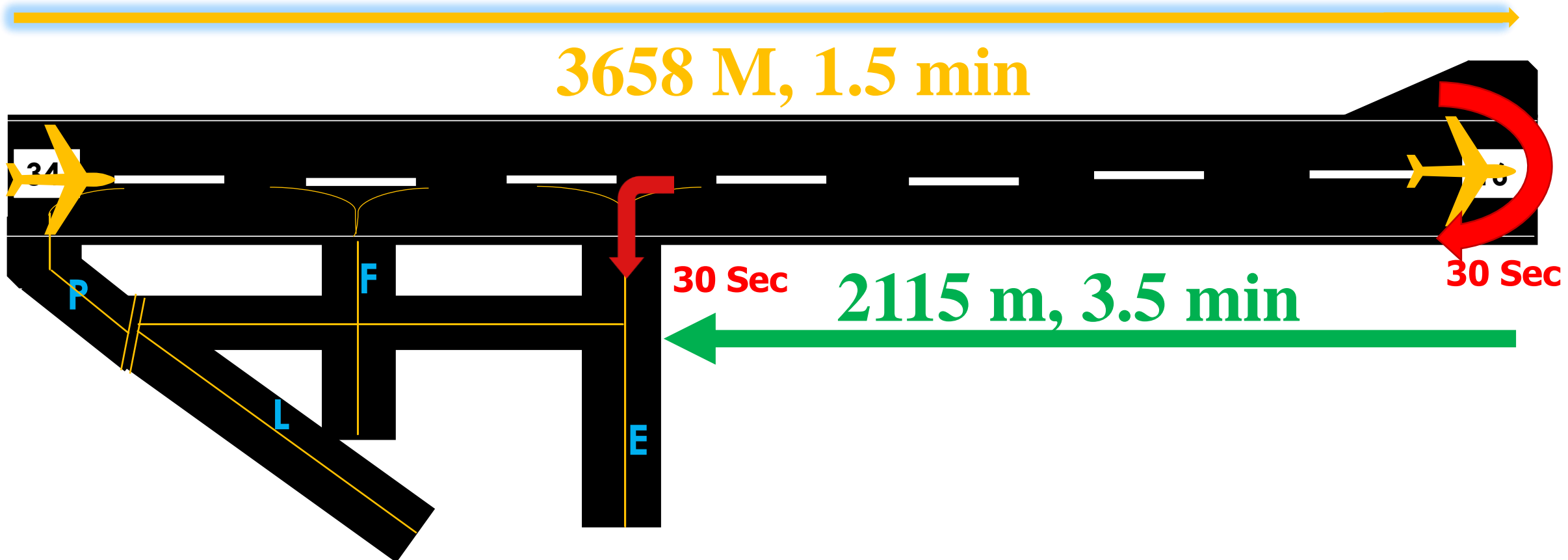
(Sanjeev Kumar)  
Chairman AAI

# A/c operation with present infrastructure



# Back track requirement on Rwy 34

**Approximate Rwy Occupancy time for arrival aircraft – 6 min.**



## 2. Parallel Taxi-Track (PTT) from Rwy-16 beginning up to Twy-E (Including Rehabilitation of IAF Structure –Airmen Billets ) at SGRDJI Airport, Amritsar.

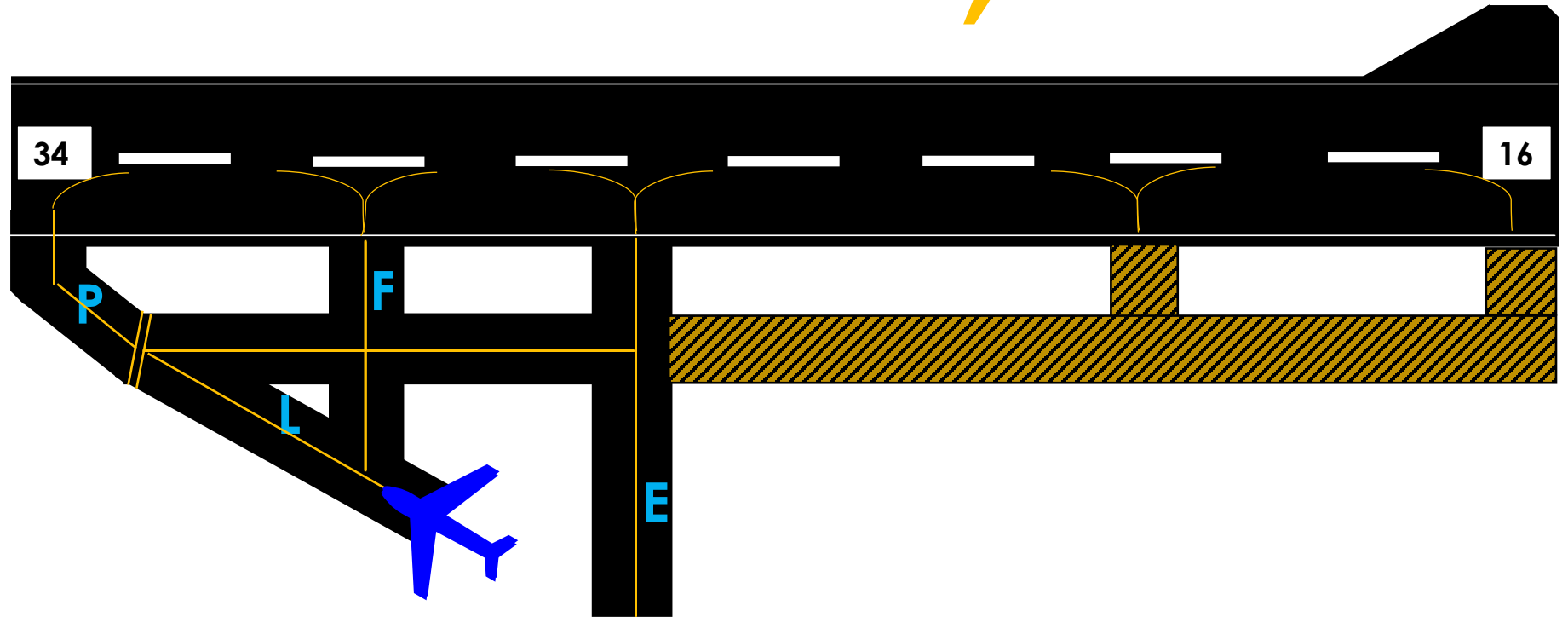
### **Requirement:**

- ✓ To meet future traffic growth, construction of Parallel Taxi Track is necessary to reduce Runway occupancy time.
- ✓ Reducing delay in aircrafts and saving of fuel consumption.

### **Project Details and Current Status:**

- ▶ Estimated Cost of the Project: Rs 144.71 Crores.
- ▶ Time period for Completion: 18 Months for PTT Pavement work and 12 Months for Rehabilitation of IAF Structures.
- ▶ Proposed Date of Completion : FY 2027-28
- ▶ Current Status: A/A & E/S Stage

# A/c operation with proposed Link and PTT



Existing Infrastructure

Proposed work

### 3. Provision of Individual Lamp Control and Monitoring System (ILCMS) at SGRDJI Airport, Amritsar.

#### **Requirements:**

- ▶ ILCMS Provides status and control of each Airfield Ground Light on the desk of Air Traffic Controller. It is Required for Safety of Aircraft in Low Visibility Procedures specially during Nov-March every year.

#### **Project Details and Current Status:**

- ▶ Proposed Date for Completion : FY 2026-27
- ▶ Estimated Cost : 25 Cr
- ▶ Current Status : A/A & E/S Already approved.
- ▶ Requirement : Mandatory for LVP Operation of CAT-III Airport

## 4. SITC of Inline XBIS at SGRDJI Airport, Amritsar.

### **Requirements/Benefits:**

- ▶ To reduce queueing time of passengers at Check-in Counter.
- ▶ For creation of additional space by removing of standalone X-BIS & for better passenger facilitation in check-in area.

### **Project Details and Current Status:**

- ▶ Work Status : Work completed in Aug 2024.
- ▶ Cost of Work : 7.18 Cr

## 5. Provision of SCCTV at SGRDJI Airport, Amritsar.

### **Requirements:**

- ▶ As per BCAS requirements, SCCTV has to be installed at Entry point of Amritsar Airport.

### **Project Details and Current Status:**

- ▶ Time period for Completion : FY 2027-28
- ▶ Estimated Cost : 3.5 Cr
- ▶ Current Status : A/A & E/S stage.



## 6. Provision of Tensile Fabric Canopy in Pickup and Drop Lane city side at Amritsar Airport

### **Requirements:**

- ▶ For better passenger facilitation at pick-up & drop area during adverse weather conditions (like rain, extreme heat wave etc.)

### **Project Details and Current Status:**

- ▶ Time period for Completion : 31.03.2025
- ▶ Estimated Cost : 2.38 Cr
- ▶ Current Status : work in progress

## 7. Modification and upgradation of existing Departure BHS into Inline X-ray Baggage Handling system at Amritsar Airport

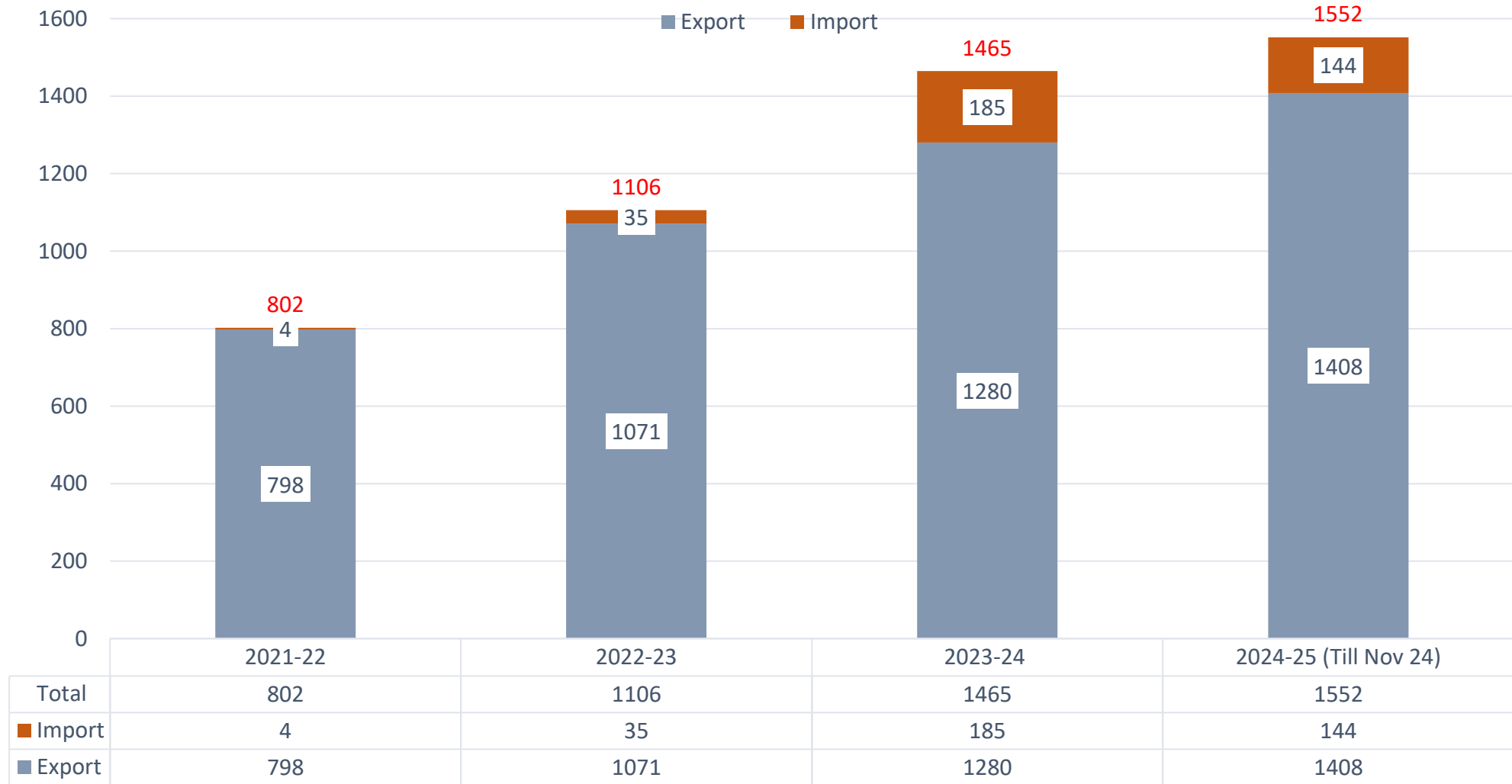
### **Requirements:**

- ▶ To reduce queueing time of passengers at Check-in Counter.
- ▶ For creation of additional space by removing of standalone X-BIS & for better passenger facilitation in check-in area.

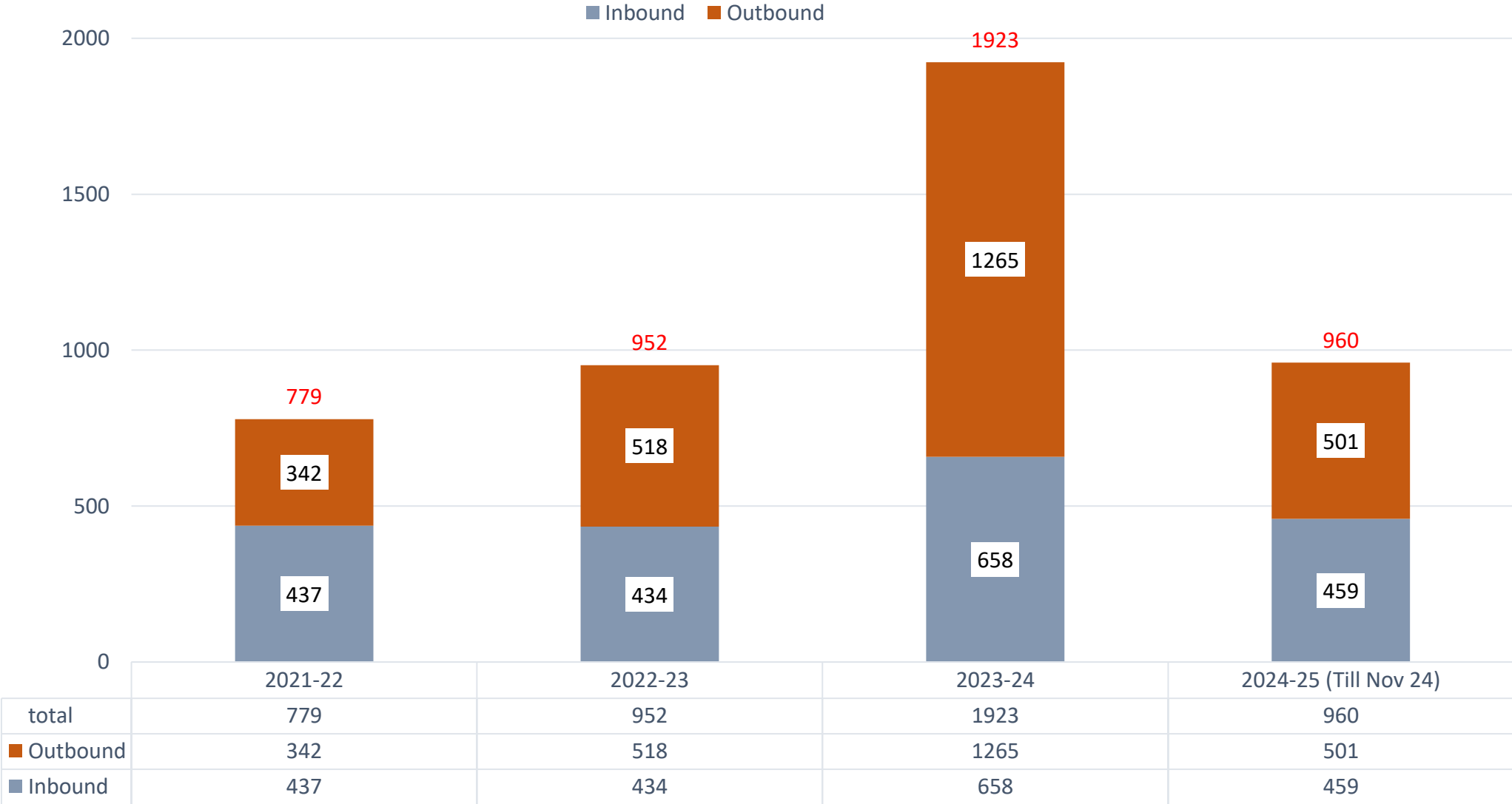
### **Project Details and Current Status:**

- ▶ Work Status : Work Completed on 06.07.2024
- ▶ Completion Cost : 1.74 Cr

# INTERNATIONAL CARGO (IN MT)



# DOMESTIC CARGO (IN MT)



Quantity of ATF Exported (in KL)								
S.No	Agency	2019-20	2020-21	2021-22	2022-23	2023-24	2024-25 (Till Nov 24)	
1	M/s IOCL	57318	18016	29062	70882	72654.87	25522.51	
2	M/s BPCL	8867	2159	4916	7279	16916.59	8736.96	
3	M/s Reliance	12682.94	4023	8858.68	1296.36	163.54	4986.96	
4	M/s HPCL	4898	4432	5235	3607	7357.87	2437.98	

AFS Storage					
S.No	Agency	Area (in sqm)	Agreement valid upto	Existing Capacity (KL)	Remarks
1	M/s IOCL	3716.12	31.03.2025	610	One 500 KL tank is under installation. Thereafter total capacity will be 1110 KL.
2	M/s BPCL	1200	31.03.2037	149	60 KL static & 89 Mobile . Total- 149
3	M/s Reliance	2646	31.03.2027	500	-
4	M/s HPCL	1200	31.03.2028	60	2 tanks of 30KL capacity each.



भारतीय विमानपत्तन प्राधिकरण  
Airports Authority of India

धन्यवाद

Thank You