

CAMBATA AVIATION PVT. LTD.

I.G.I. Airport Terminal II, Line Maintenance Block 'A', New Delhi-110037
 (24 Hrs) Phone: 25653271, 25653272, 25655371 Fax: 25653430
 E-mail: delks@cambataavia.com

20th September, 2011

Mr. A.B.Saxena
 AGM
 Airports Economic Regulatory Authority of India
 AERA Building, Safdarjung Airport
 New Delhi.

Dear Mr. Saxena,

Ref: Your letter File No. AERA/20010/MYTP/Cambata/GH/AHMD/2011-12/1260
 dated 19th September 2011.

Sub: MYTP of Ground Handling Services provided by Cambata Aviation-Chennai and
 Ahmadabad Stations submitted with your goodselves on 17/8/2011, 19/8/2011 and
 30/8/2011.

With reference to the above we wish to inform you that the MYTP submitted by us for
 Chennai and Ahmadabad Stations on 17/8/2011, 19/8/2011 and 30/8/2011 are to be kept
 strictly confidential except for the following information/documents.

1. Materiality Assessment of Regulated Services
2. Competition Assessment- Form 1(b)
3. Loan Master-Form 6 (a)
4. Initial RAB- Form F-7(b)
5. Contributions, Grants and Subsidy- Form -6 (c)
6. Exclusions from RAB- Form 8(b)
7. Interest and Finance Charges- Form 6(b)
8. Projected Aircraft Movements- Form 12 (c)
9. Asset wise information of stakeholder contribution- Form - 8 (a)
10. Capital Exp Projected Plan- Form 10 (b)
11. Capital Exp Financing Plans- Form 10(c)
12. Forecast and Actual Roll forward RAB- Form -F-9
13. Statement of Expenses Capitalized- Form 10(d)

Thank you

Yours truly

Bharani Kumar
 Chief Financial Officer.

000182

H.O. : Cambata Building, 5th Floor, East Wing, M.K. Road, Churchgate
 Mumbai - 400 020. Phone: 66337182 - 85 Fax : 66337186

CAMBATA AVIATION PRIVATE LTD
CHENNAI

Form 1(b)- Competition Assessment (ref: Sectopm A1.3 of Appendix 1)

Sl. No	Details of competitive facilities
1	Competitor-1 - Bhadra International
2	Competitor-2 Air India
3	
4	
5	
6	

For CAMBATA AVIATION PRIVATE LTD.

Authorised Signatory

000183

-54-

**CAMBATA AVIATION PRIVATE LTD
CHENNAI**

Form F6 (a); Loan Master (ref: A1.5 of Appendix 1)

Provide details of all debts (all types of debt instruments)

Particulars	Last available audited year#	Financial Year before T	Tariff Year 1	Tariff Year 2	Tariff Year 3	Tariff year 4	Tariff Year 5
Secured Loan - BANK OVERDRAFT							
Repayments during the year							
Interest payments during the year							
Outstanding at the end of the year							
Secured Loan - Term loan from banks							
	NIL	NIL	NIL	NIL	NIL	NIL	NIL
Repayments during the year		NIL	NIL	NIL	NIL	NIL	NIL
Interest payments during the year							
Outstanding at the end of the year							
Unsecured Loan							
Repayments during the year							
Interest payments during the year							
Outstanding at the end of the year							

(For every loan (actual/proposed, secured/unsecured) the following information should also be provided /indicated

1	Particulars
2	Source
3	Type of Loan (PS/WC)
4	If PS, then indicate the Project/Apportionment to a project
5	Total Loan Amount Sanctioned
6	Loan Tenure
7	Interest type (Fixed/Floating)
8	If fixed interest, rate of interest%
9	Base Rate, if Floating Interest
10	Margin, if Floating Interest
11	Are there any caps/Floor?
12	If above is yes, specify caps.floor
13	Moratorium Period
14	Moratorium effective from

For CAMBATA AVIATION PRIVATE LTD.


Authorised Signatory

000184

CAMBATA AVIATION PRIVATE LTD
CHENNAI

FormF6(b): Statement of Interest and Finance Charges (ref: Section A1.5 of Appendix I)

Sl.No.	Particulars	Last available audited year [^]	Financial Year Before Tariff Year1*	Tariff Year 1	Tariff Year 2	Tariff Year 3	Tariff Year 4	Tariff Year 5
A	1 Interest charges on Government loans, Bonds And Advances	NIL	NIL	NIL	NIL	NIL	NIL	NIL
	Government Loans	NIL	NIL	NIL	NIL	NIL	NIL	NIL
	Bonds	NIL	NIL	NIL	NIL	NIL	NIL	NIL
	Foreign Currency Loans/Credits	NIL	NIL	NIL	NIL	NIL	NIL	NIL
	Debentures	NIL	NIL	NIL	NIL	NIL	NIL	NIL
	Total	NIL	NIL	NIL	NIL	NIL	NIL	NIL
	2 Interest on loans from Govt/Financial institutions etc.,	NIL	NIL	NIL	NIL	NIL	NIL	NIL
	Secured	NIL	NIL	NIL	NIL	NIL	NIL	NIL
	Unsecured- Loan from Promoters	NIL	NIL	NIL	NIL	NIL	NIL	NIL
	Total	NIL	NIL	NIL	NIL	NIL	NIL	NIL
	Total =1+2	NIL	NIL	NIL	NIL	NIL	NIL	NIL
B	Cost of raising finance & Bank Charges on project loans	NIL	NIL	NIL	NIL	NIL	NIL	NIL
C	Grand Total of Interest & Finance Charges Capitalises	NIL	NIL	NIL	NIL	NIL	NIL	NIL
D	Less: interest & Finance charges on Project related Loans	NIL	NIL	NIL	NIL	NIL	NIL	NIL
E	Net Total of Interest and Finance Charges on Project related Loans	NIL	NIL	NIL	NIL	NIL	NIL	NIL
F	Interest on Working Capital Loans	NIL	NIL	NIL	NIL	NIL	NIL	NIL
G	Other Interest charges on term loans	NIL	NIL	NIL	NIL	NIL	NIL	NIL
H	Bank Guarantee Commission	NIL	NIL	NIL	NIL	NIL	NIL	NIL
I	Total interest and finance charges chargeable to P& L account	NIL	NIL	NIL	NIL	NIL	NIL	NIL
		NIL	NIL	NIL	NIL	NIL	NIL	NIL

* Projected values to be provided

Fields in italics are indicative only

[^] Information for last financial year for which audited accounts are available

For Cambata Aviation Pvt. Ltd.

P. Ramesh
Authorised Signatory.

000185

**CAMBATA AVIATION PRIVATE LTD
CHENNAI**

Form F6 (c): Contributions, Grants and subsidies Master (ref:Section A1.5 of Appendix 1)

Contributions

Particulars	Source	Total Amou	Last available audited year#			Financial Year before Tariff Ye			Tariff Year 1			Tariff Year 2			Tariff Year 3			Tariff year 4			Tariff Year 5		
			OB	Add.	CB	OB	Add.	CB	OB	Add.	CB	OB	Add.	CB	OB	Add.	CB	OB	Add.	CB	OB	Add.	CB
1	NIL	NIL	NIL	NIL	NIL	NIL	NIL	NIL	NIL	NIL	NIL	NIL	NIL	NIL	NIL	NIL	NIL	NIL	NIL	NIL	NIL	NIL	
2	NIL	NIL	NIL	NIL	NIL	NIL	NIL	NIL	NIL	NIL	NIL	NIL	NIL	NIL	NIL	NIL	NIL	NIL	NIL	NIL	NIL	NIL	

Grants

Particulars	Source	Total Amou	Last available audited year#			Financial Year before Tariff Ye			Tariff Year 1			Tariff Year 2			Tariff Year 3			Tariff year 4			Tariff Year 5		
			OB	Add.	CB	OB	Add.	CB	OB	Add.	CB	OB	Add.	CB	OB	Add.	CB	OB	Add.	CB	OB	Add.	CB
1	NIL	NIL	NIL	NIL	NIL	NIL	NIL	NIL	NIL	NIL	NIL	NIL	NIL	NIL	NIL	NIL	NIL	NIL	NIL	NIL	NIL	NIL	
2	NIL	NIL	NIL	NIL	NIL	NIL	NIL	NIL	NIL	NIL	NIL	NIL	NIL	NIL	NIL	NIL	NIL	NIL	NIL	NIL	NIL	NIL	

Subsidies

Particulars	Source	Total Amou	Last available audited year#			Financial Year before Tariff Ye			Tariff Year 1			Tariff Year 2			Tariff Year 3			Tariff year 4			Tariff Year 5		
			OB	Add.	CB	OB	Add.	CB	OB	Add.	CB	OB	Add.	CB	OB	Add.	CB	OB	Add.	CB	OB	Add.	CB
1	NIL	NIL	NIL	NIL	NIL	NIL	NIL	NIL	NIL	NIL	NIL	NIL	NIL	NIL	NIL	NIL	NIL	NIL	NIL	NIL	NIL	NIL	
2	NIL	NIL	NIL	NIL	NIL	NIL	NIL	NIL	NIL	NIL	NIL	NIL	NIL	NIL	NIL	NIL	NIL	NIL	NIL	NIL	NIL	NIL	

Legend	
Ob	Opening balance for the year
Add.	Additions during th eyear
CB	Closing Balance for the year

000186

For CAMBATA AVIATION PRIVATE LTD.

P. B...
Authorised Signatory

- 58 -

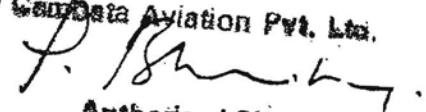
**CAMBATA AVIATION PRIVATE LTD
CHENNAI**

Form F7: Format for identifying Initial Regulatory Asset base (ref: Section A1.5 of Appendix I)

Fixed Asset already commissioned as on 31/3/2011

S.N.	Asset Name	Asset Type	Description of the Asset	Commission Date	Useful Life	Original Cost of Asset	Depreciation Rate	Accumulated Depreciation
1								
2								
3			AS PER ANNEXURE ENCLOSED					
4								
5								

For Cambata Aviation Pvt. Ltd.



Authorised Signatory

000187

-59-

OPERATING EQUIPMENTS

Asset Name	Asset Type	Date of commission	Useful Life (In Months)	Original Cost	Depreciation Rate	Net Book Value 31/3/2011
Opening Balance	Operating Equipment	Prior to 1/4/2010	43	2,62,15,712	27.82%	43,51,410
Pallet Dolly 20 nos	Operating Equipment	22-Jul-10	43	15,80,000	27.82%	12,76,526
BFL 3 nos	Operating Equipment	4-Aug-10	43	2,90,000	27.82%	2,37,172
Conveyor belt	Operating Equipment	8-Sep-10	43	56,160	27.82%	47,428
GSE Equipment	Operating Equipment	1-Oct-10	43	3,73,02,000	27.82%	3,21,55,939
Backage Trolley 2 nos	Operating Equipment	5-Oct-10	43	1,15,725	27.82%	1,00,113
Backage Trolley 2 nos	Operating Equipment	12-Oct-10	43	1,15,725	27.82%	1,00,730
Backage Trolley 2 nos	Operating Equipment	17-Oct-10	43	1,15,725	27.82%	1,01,171
Pallet Dolly 9 nos	Operating Equipment	19-Oct-10	43	7,11,000	27.82%	6,22,667
Backage Trolley 2 nos	Operating Equipment	9-Nov-10	43	1,15,725	27.82%	1,03,200
Pallet dolly 2 nos	Operating Equipment	18-Nov-10	43	1,58,000	27.82%	1,41,983
Pallet dolly 2 nos	Operating Equipment	26-Nov-10	43	1,58,000	27.82%	1,42,947
Transfer from Delhi - Toilet Cart	Operating Equipment	16-Jun-10	43	1,07,751	27.82%	70,441
Transfer from Delhi - Water Cart	Operating Equipment	16-Jun-10	43	1,07,751	27.82%	70,441
vaccum Cleaner	Operating Equipment	16-Jun-10	43	85,023	27.82%	58,159
Fire Extng	Operating Equipment	16-Jun-10	43	18,563	27.82%	12,786
Towable Step Ladder	Operating Equipment	16-Jun-10	43	3,39,038	27.82%	2,43,663
Canopy for Step Ladder	Operating Equipment	16-Jun-10	43	86,739	27.82%	62,320
Canopy for Step Ladder	Operating Equipment	16-Jun-10	43	1,99,155	27.82%	1,42,998
Towable Baggage Conveyor	Operating Equipment	16-Jun-10	43	4,39,761	27.82%	3,15,879
Towable Baggage Conveyor	Operating Equipment	16-Jun-10	43	4,43,761	27.82%	3,18,908
Closed Baggage Trollies	Operating Equipment	16-Jun-10	43	1,49,011	27.82%	1,06,962
Closed Baggage Trollies	Operating Equipment	16-Jun-10	43	2,80,524	27.82%	2,01,456
Closed Baggage Trollies	Operating Equipment	16-Jun-10	43	2,83,024	27.82%	2,03,238
Towable Step Ladder	Operating Equipment	16-Jun-10	43	3,56,997	27.82%	2,57,327
Towable Step Ladder	Operating Equipment	16-Jun-10	43	3,39,038	27.82%	2,44,433
				7,01,69,907		4,16,90,297

100

For CAMBATA AVIATION PRIVATE LTD.

P. Shanmugam

Authorised Signatory Page 9 of 21

00000000

CAMBATA AVIATION PVT.LTD. — CHENNAI						
COMPUTERS						
Asset Name	Asset Type	Date of commission	Useful Life (In Months)	Original Cost	Depreciation Rate	Net Book Value 31/3/2011
Opening balance		Prior to 1/4/2010	30	4,04,174	40.00%	91,709
Desktop with speaker	Computer	26-Nov-10	30	36,500	40.00%	31,500
Ups	Computer	26-Nov-10	30	2,050	40.00%	1,769
TFT 22 Monitor	Computer	26-Nov-10	30	8,900	40.00%	7,681
Intel Dual Core 3.2 GH 2 3 nos	Computer	28-Mar-11	30	38,250	40.00%	38,124
HP Laser Printer P 1007	Computer	7-Aug-10	30	6,650	40.00%	4,930
HP Printer	Computer	3-Jan-11	30	16,850	40.00%	15,243
Epson Datamatrix Printer (Mum)	Computer	13-Jan-11	30	14,350	40.00%	13,139
HP Laser Printer 1020	Computer	17-Feb-11	30	6,500	40.00%	6,201
16 TFT Led Monitor 3 nos	Computer	28-Mar-11	30	12,900	40.00%	12,858
Ups Numeric 3 nos	Computer	28-Mar-11	30	5,175	40.00%	5,158
Hp Desk jet 1050 1 no	Computer	28-Mar-11	30	3,700	40.00%	3,688
				6,51,879		3,18,543

For CAMBATA AVIATION PRIVATE LTD.


P. Shanmugam
 Authorised Signatory

000189

-61-

CAMBATA AVIATION PVT.LTD. — CHENNAI						
FURNITURE AND FIXTURES						
Asset Name	Asset Type	Date of commission	Useful Life(In Months)	Original Cost	Depreciation Rate	Net Book Value 31/3/2011
Chairs and Table	Furnitures & Fixtures	Prior to 1/4/2010	66 Months	4,28,828	18.10%	224997
Wheel chair 10 nos	Furnitures & Fixtures	14-Aug-10	66 Months	55,000	18.10%	48,754
Wheel chair cabin type 1 no	Furnitures & Fixtures	7-Oct-10	66 Months	16,000	18.10%	14,612
Steel Chairs 7 nos	Furnitures & Fixtures	13-Nov-10	66 Months	7,280	18.10%	6,782
Steel chairs with pads 25 nos	Furnitures & Fixtures	13-Nov-10	66 Months	17,600	18.10%	16,396
TOTAL				5,24,708		3,11,540

For CAMBATA AVIATION PRIVATE LTD.




Authorised Signatory

000190

-62-

CAMBATA AVIATION PVT.LTD. — CHENNAI						
ELECTRICAL AND OFFICE EQUIPMENTS						
Asset Name	Asset Type	Date of commission	Useful Life (In Months)	Original Cost	Depreciation Rate	Net Book Value 31/3/2011
Opening balance		Prior to 1/4/2010		4,58,613		2,91,999
Ups 1 no	Off. Equipment	16-Jul-10	86	1,950	13.91%	1,758
Web Camera 1 No	Off. Equipment	24-Jul-10	86	9,490	13.91%	8,586
Fedestal Fan 1 No	Off. Equipment	14-May-10	86	1,700	13.91%	1,492
Table fan 1 no	Off. Equipment	3-Jun-10	86	999	13.91%	884
Wall Mounted fan	Off. Equipment	11-Oct-10	86	4,485	13.91%	4,193
Fedestal Fan 1 No	Off. Equipment	9-Nov-10	86	2,050	13.91%	1,939
Cell phone 2 no	Off. Equipment	30-Mar-11	86	2,700	13.91%	2,699
				4,81,987		3,13,551

For CAMBATA AVIATION PRIVATE LTD.


 Authorised Signatory

000191

-63-

CAMBATA AVIATION PVT LTD-CHENNAI BRANCH

Form F8 (a): Format for providing asset-wise information of stakeholder contributions (ref: Section A1.5 of Appendix I)

Details of User Contributions for the assets

S.N.	Contribution	Asset Name	Extent of user Contribution approved for the project	Year of approval	Tennure for user Contribution Collection	Actual Accumulated Collection till beginning of previous year	Accumulated collection estimated till the beginning of first Tariff Year*	Total collection proposed in Tariff Year 1	Total collection proposed in Tariff Year 2	Total collection proposed in Tariff Year 3	Total collection proposed in Tariff Year 4	Total collection proposed in Tariff Year 5
1	Grant	Asset A	NIL	NIL	NIL	NIL	NIL	NIL	NIL	NIL	NIL	NIL
2		Asset B	NIL	NIL	NIL	NIL	NIL	NIL	NIL	NIL	NIL	NIL
3		NIL	NIL	NIL	NIL	NIL	NIL	NIL	NIL	NIL	NIL
4		Asset C	NIL	NIL	NIL	NIL	NIL	NIL	NIL	NIL	NIL	NIL
5		NIL	NIL	NIL	NIL	NIL	NIL	NIL	NIL	NIL	NIL

P. Bhaskar



000192

**CAMBATA AVIATION PRIVATE LTD
CHENNAI**

Form F8 (b): Format for providing proposed exclusions from RAB (ref: Section A1.5 of Appendix I)

Details of Proposed Excluded Assets from RAB


S.N.	Asset Name	Book value	Accumulated Depreciation	Justification for exclusion	Any Land associated with asset	If yes, Details of land
1	<i>Asset A</i>					
2	<i>Asset B</i>	NIL	NIL	NIL	NIL	NIL
3	NIL	NIL	NIL	NIL	NIL
4					
5					

Fields in italics are indicative only

000193

-64-

For CAMBATA AVIATION PRIVATE LTD.



Authorised Signatory
Page 14 of 21

CAMBATA AVIATION PRIVATE LTD
CHENNAI

Form F9: Formats for Forecast and Actual Roll-forward RAB (ref: Section A1.5 of Appendix I)

		Financial Year before Tariff Year 1*	Forecast for the Control Period				
			Tariff Year 1	Tariff Year 2	Tariff Year 3	Tariff Year 4	Tariff Year 5
A	Opening RAB						
	Furniture & Fixtures	2,74,722	3,11,540	2,96,102	2,42,507	1,98,613	1,62,664
	Computers	1,52,848	2,32,000	1,84,200	1,10,520	66,312	39,787
	Electrical and Office Equipments	3,39,179	3,13,551	2,69,936	2,32,388	2,00,062	1,72,234
	Operating Equipments	89,89,862	4,16,90,297	3,37,01,056	3,15,43,422	2,63,77,042	1,90,38,949
	Total- A	97,56,611	4,25,47,388	3,44,51,294	3,21,28,837	2,68,42,030	1,94,13,635
B	Additions-WIP Capitalisation						
	Furniture & Fixtures	95,880	50,000				
	Computers	1,51,825	75,000				
	Electrical and Office Equipments	23,374	-				
	Operating Equipments	4,07,18,060	50,00,000	1,00,00,000	50,00,000		
	Total- B	4,09,89,139	51,25,000	1,00,00,000	50,00,000	-	-
C	Disposals/Transfers						
	Furniture & Fixtures						
	Computers						
	Electrical and Office Equipments						
	Operating Equipments						
	Total- C						
D	Depreciation Charge						
	Furniture & Fixtures	59,062	65,439	53,594	43,894	35,949	29,442
	Computers	72,673	1,22,800	73,680	44,208	26,525	15,915
	Electrical and Office Equipments	49,002	43,615	37,548	32,325	27,829	23,958
	Operating Equipments	80,17,625	1,29,89,241	1,21,57,634	1,01,66,380	73,38,093	52,96,636
	Total- D	81,98,362	1,32,21,094	1,23,22,456	1,02,86,807	74,28,396	53,65,950
E	Closing RAB (A+B-C-D)						
	Furniture & Fixtures	3,11,540	2,96,102	2,42,507	1,98,613	1,62,664	1,33,222
	Computers	2,32,000	1,84,200	1,10,520	66,312	39,787	23,872
	Electrical and Office Equipments	3,13,551	2,69,936	2,32,388	2,00,062	1,72,234	1,48,276
	Operating Equipments	4,16,90,297	3,37,01,056	3,15,43,422	2,63,77,042	1,90,38,949	1,37,42,313
F	Average RAB	4,25,47,388	3,44,51,294	3,21,28,837	2,68,42,030	1,94,13,635	1,40,47,684

000194

-65-

P. B...

CANBATA AVIATION PVT LTD-CHENNAI

Form F10(b): Capital Expenditure Projected Plan - 10 Year Master (ref: Section A1.5 of Appendix I)

Note:- Information to be provided for 10 Year Period for all Projects either spilling into the period of starting during the period

Project Details																							Estimated V	
S.N	Project Name	Project Type	Com n	Financial Year before Tariff	Tariff Year 1					Tariff Year 2					Tariff Year 3					Tariff Year 4				
					TCAPEX	COM	WIP	Capex	FinAlw	Com	Cdate	WIP	Capex	FinAlw	Com	Cdate	WIP	Capex	FinAlw	Com	Cdate	WIP	Capex	FinAlw
1	Project 1	Buildings	NIL	NIL	NIL	NIL	NIL	NIL	NIL	NIL	NIL	NIL	NIL	NIL	NIL	NIL	NIL	NIL	NIL	NIL	NIL	NIL	NIL	NIL
2	Project 2	Vehicles	NIL	NIL	NIL	NIL	NIL	NIL	NIL	NIL	NIL	NIL	NIL	NIL	NIL	NIL	NIL	NIL	NIL	NIL	NIL	NIL	NIL	NIL
3	Project 3	P&M	NIL	NIL	NIL	NIL	51 lacs	NIL	NIL	NIL	NIL	NIL	100 lacs	NIL	NIL	NIL	NIL	50 lacs	NIL	NIL	NIL	NIL	NIL	NIL
4	Project 3	F&F	NIL	NIL	NIL	NIL	NIL	NIL	NIL	NIL	NIL	NIL	NIL	NIL	NIL	NIL	NIL	NIL	NIL	NIL	NIL	NIL	NIL	NIL

Legend	
Project name	Project Name should be a unique name of primary key assigned to a capex proje
Project Type	Type of the project and the asset class to which the capex project belongs
Comn. Date	Date on which the capital project was commenced
Capex	Year-wise Capex estimated to be incurred on the project excluding ant capital re
WIP	Work-in-Progeress at the end of every Tariff year
Com.	Estimated commissioning in a particular Tariff Year
Cdate	Estimated date of commissioning in a particular Tariff Year
TCAPEX	Total Capex incurred on the project till the end of previous control period exclud
TCOMM	Total Commissioning on the project till the end of pervious control period
FinAlw.	Project-wise Financing Allowance for the Year

P. Bh...



-18-

000195

*Projected Values to be provided

Information for last financial year for which audited accounts are available

WIP, Capex & Commissioning in Each year

Tariff Year 5					Tariff Year 6					Tariff Year 7					Tariff Year 8					Tariff Year 9					Tariff Year 10									
WIP	Capex	FinAlw	Com	Cdate	WIP	Capex	FinAlw	Com	Cdate	WIP	Capex	FinAlw	Com	Cdate	WIP	Capex	FinAlw	Com	Cdate	WIP	Capex	FinAlw	Com	Cdate	WIP	Capex	FinAlw	Com	Cdate	WIP	Capex	FinAlw	Com	Cdate
NIL	NIL	NIL	NIL	NIL	NIL	NIL	NIL	NIL	NIL	NIL	NIL	NIL	NIL	NIL	NIL	NIL	NIL	NIL	NIL	NIL	NIL	NIL	NIL	NIL	NIL	NIL	NIL	NIL	NIL	NIL	NIL	NIL	NIL	NIL
NIL	NIL	NIL	NIL	NIL	NIL	NIL	NIL	NIL	NIL	NIL	NIL	NIL	NIL	NIL	NIL	NIL	NIL	NIL	NIL	NIL	NIL	NIL	NIL	NIL	NIL	NIL	NIL	NIL	NIL	NIL	NIL	NIL	NIL	NIL
NIL	NIL	NIL	NIL	NIL	49 lacs	NIL	NIL	NIL	NIL	NIL	NIL	NIL	NIL	NIL	50 lacs	NIL	NIL	NIL	NIL	NIL	NIL	NIL	NIL	NIL	NIL	NIL	NIL	NIL	NIL	NIL	NIL	NIL	NIL	NIL
NIL	NIL	NIL	NIL	NIL	NIL	NIL	NIL	NIL	NIL	NIL	NIL	NIL	NIL	NIL	NIL	NIL	NIL	NIL	NIL	NIL	NIL	NIL	NIL	NIL	NIL	NIL	NIL	NIL	NIL	NIL	NIL	NIL	NIL	NIL

P. Bhaskar



000196

-82-

AMBATA AVIATION PVT LTD-CHENNAI

Forum F10© :Year wise capital Expenditure Financing Plans for next 10years (ref: Section A1.5 of Appendix I)

Note:-Information to be provided for 10 year period for all projects either spilling into the period or starting during the period

Project Details	Tariff Year 1				Tariff Year 2				Tariff Year 3				Tariff Year 4				Tariff Year 5				Tariff Year 6			
	Total Capex Planned	Internal Accrual	Equity Infused	User Contributions	Total Debt	Internal Accrual	Equity Infused	User Contributions	Total Debt	Internal Accrual	Equity Infused	User Contributions	Total Debt	Internal Accrual	Equity Infused	User Contributions	Total Debt	Internal Accrual	Equity Infused	User Contributions	Total Debt			
SN.	3 Cr	0.51 Cr			1 Cr				0.50 Cr									0.49 Cr						

Legend	
Total	Total Capex Planned Indicates the total forecated capex for all assets during the next 10 years
Internal	Internal Accrual (from free reserves and surplus)in the year
Equity	Equity Infusion planned during the year
User	Representing Development Fees/User Contributions/Capital Grants/Subsidies etc.planned during the year for the capital project
Total	Total Debt planned for funding capex during the year

P. Bhaskar



000197

-83-

Tariff Year 7			Tariff Year 8			Tariff Year 9			Tariff Year 10			
Equity Contributions	User Contributions	Total Debt	Equity Contributions	User Contributions	Total Debt	Equity Contributions	User Contributions	Total Debt	Internal Accrual	Equity Contributions	User Contributions	Total Debt
			0.50Cr									

P. Bhaskar



000198

-48-

**CAMBATA AVIATION PVT LTD
CHENNAI**

Form F10(d): Summary Statement of Expense Capitalised (ref:Section A1.5 of Appendix I)

Sl.No.	Particulars	Not available audited year	F.Y. before T-1	Tariff Year 1	Tariff Year 2	Tariff Year 3	Tariff Year 4	Tariff Year 5
A	Interest and Finance charges Capitalised	NIL	NIL	NIL	NIL	NIL	NIL	NIL
B	Cost of Raising Finance & Bank Charges	NIL	NIL	NIL	NIL	NIL	NIL	NIL
C	Other Expenses Capitalised	NIL	NIL	NIL	NIL	NIL	NIL	NIL
	Employee Expenses	NIL	NIL	NIL	NIL	NIL	NIL	NIL
	Administrative and General Expenses	NIL	NIL	NIL	NIL	NIL	NIL	NIL
	Utilities and Outsourcing Expenses	NIL	NIL	NIL	NIL	NIL	NIL	NIL
	Any Other expense being capitalised	NIL	NIL	NIL	NIL	NIL	NIL	NIL
D	Total Expenses Being Capitalised (A+B+C)	NIL	NIL	NIL	NIL	NIL	NIL	NIL

*Projected Values to be provided

Information for last financial year for which audited accounts are available

For Cambata Aviation Pvt. Ltd.

P. Ramesh Kumar
Authorised Signatory

000199

**CAMBATA AVIATION PRIVATE LTD
CHENNAI**

Form F 12 (c): Projected Aircraft Movements (ref: Section A1.6 of Appendix I)

Year	Domestic (Landing)			International (Landing)			Forecast Error Correction band
	Optimistic	Most Likely	Conservative	Optimistic	Most Likely	Conservative	
2011-12						2647	
2012-13						2726	
2013-14						2808	
2014-15						2892	
2015-16						2979	
2016-17						3069	
2017-18						3161	
2018-19						3255	
2019-20						3353	
2020-21						3454	

For CAMBATA AVIATION PRIVATE LTD.

P. B. ...
Authorised Signatory

000200

-14-