

**BEFORE THE AIRPORTS ECONOMIC REGULATORY AUTHORITY OF INDIA  
AT NEW DELHI  
SUBMISSION OF MULTI YEAR TARIFF PROPOSAL FOR AND ON BEHALF OF**

M/s

I, Anurag Srivastava aged 43 resident of E-9, Connaught House, Connaught Place acting in my official capacity as ISP in M/s Bird Worldwide Flight Services (India) Private Limited. having its registered office at E-9, Connaught House, Connaught Place do hereby state and affirm as under that:

1. That I am authorized to act for and on behalf of M/s Bird Worldwide Flight Services (India) Private Limited. in the matter of making submission before the Airports Economic Regulatory Authority of India, New Delhi ('the Authority')
2. I am competent to make this submission before the authority
3. I am making the submission in any official capacity and the facts stated herein are based on official records
4. The contents of this submission which include inter alia (i) Business Plan (ii) Information Relating to the Regulatory Building Blocks (iii) Competition Assessment (iv) Historical and Forecasted Volumes and (v) Historical Revenues are correct and true to my knowledge and belief and nothing material has been concealed there from

Sd/

Place

Date: 12-09-2016



**Form F16: Annual Compliance statement (Only for AO)**

	2014-2015	2014-2015	2015-2016	2015-2016	2017-2018	2017-2018	2018-2019	2018-2019	2019-2020	2019-2020	2020-2021	2020-2021	2016-2017	2016-2017
Type	Actual for tariff year under consideration	Forecast as per the Multi Year Tariff Order	Actual for tariff year under consideration	Forecast as per the Multi Year Tariff Order	Actual for tariff year under consideration	Forecast as per the Multi Year Tariff Order	Actual for tariff year under consideration	Forecast as per the Multi Year Tariff Order	Actual for tariff year under consideration	Forecast as per the Multi Year Tariff Order	Actual for tariff year under consideration	Forecast as per the Multi Year Tariff Order	Actual for tariff year under consideration	Forecast as per the Multi Year Tariff Order
Actual Wpi During The Year	0.00	0.00	0.00	0.00	0.00	0.00	0.00	0.00	0.00	0.00	0.00	0.00	0.00	0.00
Security Operating Cost Correction Term	0.00	0.00	0.00	0.00	0.00	0.00	0.00	0.00	0.00	0.00	0.00	0.00	0.00	0.00
Other Mandated Operating Cost Correction Term	0.00	0.00	0.00	0.00	0.00	0.00	0.00	0.00	0.00	0.00	0.00	0.00	0.00	0.00
Statutory Cost Operating Correction Term	0.00	0.00	0.00	0.00	0.00	0.00	0.00	0.00	0.00	0.00	0.00	0.00	0.00	0.00
Recovery Error Correction Term	0.00	0.00	0.00	0.00	0.00	0.00	0.00	0.00	0.00	0.00	0.00	0.00	0.00	0.00
Actual Yield Per Passenger	0.00	0.00	0.00	0.00	0.00	0.00	0.00	0.00	0.00	0.00	0.00	0.00	0.00	0.00
Revenues Subject To Yield Cap	0.00	0.00	0.00	0.00	0.00	0.00	0.00	0.00	0.00	0.00	0.00	0.00	0.00	0.00
Volumes	0.00	0.00	0.00	0.00	0.00	0.00	0.00	0.00	0.00	0.00	0.00	0.00	0.00	0.00
Over	0.00	0.00	0.00	0.00	0.00	0.00	0.00	0.00	0.00	0.00	0.00	0.00	0.00	0.00




	2014-2015	2014-2015	2015-2016	2015-2016	2017-2018	2017-2018	2018-2019	2018-2019	2019-2020	2019-2020	2020-2021	2020-2021	2016-2017	2016-2017
Recovery Of Allowed Yield														
Forecast Error Correction Term	0.00	0.00	0.00	0.00	0.00	0.00	0.00	0.00	0.00	0.00	0.00	0.00	0.00	0.00



**Form F16: Performance Report for the Tariff Year (Only for ISP)**

	2015-2016	2015-2016	2017-2018	2017-2018	2018-2019	2018-2019	2019-2020	2019-2020	2020-2021	2020-2021	2016-2017	2016-2017	2014-2015	2014-2015
Type	Actual for tariff year under consideration	Forecast as per the Multi Year Tariff Order	Actual for tariff year under consideration	Forecast as per the Multi Year Tariff Order	Actual for tariff year under consideration	Forecast as per the Multi Year Tariff Order	Actual for tariff year under consideration	Forecast as per the Multi Year Tariff Order	Actual for tariff year under consideration	Forecast as per the Multi Year Tariff Order	Actual for tariff year under consideration	Forecast as per the Multi Year Tariff Order	Actual for tariff year under consideration	Forecast as per the Multi Year Tariff Order
Total Revenue From Regulated Services	0.00	0.00	0.00	0.00	0.00	0.00	0.00	0.00	0.00	0.00	0.00	0.00	650514057.00	650514057.00
Total Revenue From Services Other Than Regulated Services	0.00	0.00	0.00	0.00	0.00	0.00	0.00	0.00	0.00	0.00	0.00	0.00	26816996.00	40752727.00
Operating Expenditure	0.00	0.00	0.00	0.00	0.00	0.00	0.00	0.00	0.00	0.00	0.00	0.00	490745108.00	490745109.50
Depreciation	0.00	0.00	0.00	0.00	0.00	0.00	0.00	0.00	0.00	0.00	0.00	0.00	4547469.00	4547469.00
Total Expenditure	0.00	0.00	0.00	0.00	0.00	0.00	0.00	0.00	0.00	0.00	0.00	0.00	495292577.00	495292578.50
Regulatory Operating Profit	0.00	0.00	0.00	0.00	0.00	0.00	0.00	0.00	0.00	0.00	0.00	0.00	182038476.00	195974205.50
Capital Expenditure	0.00	0.00	0.00	0.00	0.00	0.00	0.00	0.00	0.00	0.00	0.00	0.00	391660.00	391660.00
Opening Regulatory Asset Base (RAB)	0.00	0.00	0.00	0.00	0.00	0.00	0.00	0.00	0.00	0.00	0.00	0.00	44920339.00	44920339.00
Disposals/ Transfers	0.00	0.00	0.00	0.00	0.00	0.00	0.00	0.00	0.00	0.00	0.00	0.00	0.00	0.00
Closing Rab	0.00	0.00	0.00	0.00	0.00	0.00	0.00	0.00	0.00	0.00	0.00	0.00	40764530.00	40764530.00



	2015-2016	2015-2016	2017-2018	2017-2018	2018-2019	2018-2019	2019-2020	2019-2020	2020-2021	2020-2021	2016-2017	2016-2017	2014-2015	2014-2015
Average Regulatory Asset Base (RAB)	0.00	0.00	0.00	0.00	0.00	0.00	0.00	0.00	0.00	0.00	0.00	0.00	42842434.00	42842434.50
WACC %	0.00	0.00	0.00	0.00	0.00	0.00	0.00	0.00	0.00	0.00	0.00	0.00	0.00	0.00
Return On Average Rab Based On WACC%	0.00	0.00	0.00	0.00	0.00	0.00	0.00	0.00	0.00	0.00	0.00	0.00	0.00	0.00
Return On Average Regulatory Asset Base (RAB)	0.00	0.00	0.00	0.00	0.00	0.00	0.00	0.00	0.00	0.00	0.00	0.00	3.66	-8619.05
Corporate Tax On Return On Rab	0.00	0.00	0.00	0.00	0.00	0.00	0.00	0.00	0.00	0.00	0.00	0.00	0.00	62996417.00
ARR	0.00	0.00	0.00	0.00	0.00	0.00	0.00	0.00	0.00	0.00	0.00	0.00	493826266.00	517527649.45
Total Volume Cargo	0.00	0.00	0.00	0.00	0.00	0.00	0.00	0.00	0.00	0.00	0.00	0.00	0.00	0.00
Required Yield Cargo	0.00	0.00	0.00	0.00	0.00	0.00	0.00	0.00	0.00	0.00	0.00	0.00	0.00	0.00
Present Yield Cargo	0.00	0.00	0.00	0.00	0.00	0.00	0.00	0.00	0.00	0.00	0.00	0.00	0.00	0.00
Total Volume Fuel	0.00	0.00	0.00	0.00	0.00	0.00	0.00	0.00	0.00	0.00	0.00	0.00	0.00	0.00
Required Yield Fuel	0.00	0.00	0.00	0.00	0.00	0.00	0.00	0.00	0.00	0.00	0.00	0.00	0.00	0.00
Present Yield Fuel	0.00	0.00	0.00	0.00	0.00	0.00	0.00	0.00	0.00	0.00	0.00	0.00	0.00	6.00
Total Volume	0.00	0.00	0.00	0.00	0.00	0.00	0.00	0.00	0.00	0.00	0.00	0.00	9.00	9430.00




	2015-2016	2015-2016	2017-2018	2017-2018	2018-2019	2018-2019	2019-2020	2019-2020	2020-2021	2020-2021	2016-2017	2016-2017	2014-2015	2014-2015
ATM														
Required Yield ATM	0.00	0.00	0.00	0.00	0.00	0.00	0.00	0.00	0.00	0.00	0.00	0.00	70363.88	54881.89
Present Yield ATM	0.00	0.00	0.00	0.00	0.00	0.00	0.00	0.00	0.00	0.00	0.00	0.00	70363.88	68983.46



AS

**Form F17: Calculation of Aggregate Revenue Requirement (Only for AO)**

Type	2015-2016 Actual for tariff year under consi- deration	2015-2016 Forecast as per the Multi Year Tariff Order	2017-2018 Actual for tariff year under consi- deration	2017-2018 Forecast as per the Multi Year Tariff Order	2018-2019 Actual for tariff year under consi- deration	2018-2019 Forecast as per the Multi Year Tariff Order	2019-2020 Actual for tariff year under consi- deration	2019-2020 Forecast as per the Multi Year Tariff Order	2020-2021 Actual for tariff year under consi- deration	2020-2021 Forecast as per the Multi Year Tariff Order	2014-2015 Actual for tariff year under consi- deration	2014-2015 Forecast as per the Multi Year Tariff Order	2016-2017 Actual for tariff year under consi- deration	2016-2017 Forecast as per the Multi Year Tariff Order
Total Revenue From Regulated Services (1)	0.00	0.00	0.00	0.00	0.00	0.00	0.00	0.00	0.00	0.00	0.00	0.00	0.00	
Total Revenue From Services Other Than Regulated Services (2)	0.00	0.00	0.00	0.00	0.00	0.00	0.00	0.00	0.00	0.00	0.00	0.00	0.00	
Operating Expenditure (3)	0.00	0.00	0.00	0.00	0.00	0.00	0.00	0.00	0.00	0.00	0.00	0.00	0.00	
Depreciation (4)	0.00	0.00	0.00	0.00	0.00	0.00	0.00	0.00	0.00	0.00	0.00	0.00	0.00	
Total Expenditure (3) + (4) = (5)	0.00	0.00	0.00	0.00	0.00	0.00	0.00	0.00	0.00	0.00	0.00	0.00	0.00	
Regulatory Operating Profit (1) + (2) - (5) = (6)	0.00	0.00	0.00	0.00	0.00	0.00	0.00	0.00	0.00	0.00	0.00	0.00	0.00	
Capital Expenditure (7)	0.00	0.00	0.00	0.00	0.00	0.00	0.00	0.00	0.00	0.00	0.00	0.00	0.00	
Opening Regulatory Asset Base	0.00	0.00	0.00	0.00	0.00	0.00	0.00	0.00	0.00	0.00	0.00	0.00	0.00	



	2015-2016	2015-2016	2017-2018	2017-2018	2018-2019	2018-2019	2019-2020	2019-2020	2020-2021	2020-2021	2014-2015	2014-2015	2016-2017	2016-2017
(RAB) (8)														
Disposals/ Transfers (9)	0.00	0.00	0.00	0.00	0.00	0.00	0.00	0.00	0.00	0.00	0.00	0.00	0.00	0.00
Closing Regulatory Asset Base (RAB) (7) + (8) - (4) - (9) = (10)	0.00	0.00	0.00	0.00	0.00	0.00	0.00	0.00	0.00	0.00	0.00	0.00	0.00	0.00
Average Regulatory Asset Base (RAB) [(8) + (10)] / 2 = (11)	0.00	0.00	0.00	0.00	0.00	0.00	0.00	0.00	0.00	0.00	0.00	0.00	0.00	0.00
FRoR	0.00	0.00	0.00	0.00	0.00	0.00	0.00	0.00	0.00	0.00	0.00	0.00	0.00	0.00
Return On Average Regulatory Asset Base (RAB) (11) *14% = (12)	0.00	0.00	0.00	0.00	0.00	0.00	0.00	0.00	0.00	0.00	0.00	0.00	0.00	0.00
Corporate Tax @ 32.445% On Return On Regulatory Asset Base (RAB) (13)	0.00	0.00	0.00	0.00	0.00	0.00	0.00	0.00	0.00	0.00	0.00	0.00	0.00	0.00
ARR [(3)+(4)+(12)+(13) -(2)]=14	0.00	0.00	0.00	0.00	0.00	0.00	0.00	0.00	0.00	0.00	0.00	0.00	0.00	0.00
Total Passenger Volume (15)	0.00	0.00	0.00	0.00	0.00	0.00	0.00	0.00	0.00	0.00	0.00	0.00	0.00	0.00





	2015-2016	2015-2016	2017-2018	2017-2018	2018-2019	2018-2019	2019-2020	2019-2020	2020-2021	2020-2021	2014-2015	2014-2015	2016-2017	2016-2017
Required Yield Per Passenger (14/15) [Rs/per Pax]	0.00	0.00	0.00	0.00	0.00	0.00	0.00	0.00	0.00	0.00	0.00	0.00	0.00	0.00
Present Yield (1/15)	0.00	0.00	0.00	0.00	0.00	0.00	0.00	0.00	0.00	0.00	0.00	0.00	0.00	0.00



-10-

**Form F17 Revenue from Regulated Services recovered during the Tariff year (Only for ISP)**

	2015-2016	2015-2016	2016-2017	2016-2017	2017-2018	2017-2018	2018-2019	2018-2019	2019-2020	2019-2020	2020-2021	2020-2021	2014-2015	2014-2015
Type	Actual for tariff year under consideration	Forecast as per the Multi Year Tariff Order	Actual for tariff year under consideration	Forecast as per the Multi Year Tariff Order	Actual for tariff year under consideration	Forecast as per the Multi Year Tariff Order	Actual for tariff year under consideration	Forecast as per the Multi Year Tariff Order	Actual for tariff year under consideration	Forecast as per the Multi Year Tariff Order	Actual for tariff year under consideration	Forecast as per the Multi Year Tariff Order	Actual for tariff year under consideration	Forecast as per the Multi Year Tariff Order
Throughput Charges	0.00	0.00	0.00	0.00	0.00	0.00	0.00	0.00	0.00	0.00	0.00	0.00	0.00	0.00
Ground Handling Charges	0.00	0.00	0.00	0.00	0.00	0.00	0.00	0.00	0.00	0.00	0.00	0.00	650514057.00	0.00
Cargo Revenue Charges	0.00	0.00	0.00	0.00	0.00	0.00	0.00	0.00	0.00	0.00	0.00	0.00	0.00	0.00
Into Plain Services	0.00	0.00	0.00	0.00	0.00	0.00	0.00	0.00	0.00	0.00	0.00	0.00	0.00	0.00
Total Revenue From Tariff	0.00	0.00	0.00	0.00	0.00	0.00	0.00	0.00	0.00	0.00	0.00	0.00	650514057.00	0.00



**Form F18: Revenue from Regulated Services recovered during the Tariff year (Only for AO)**



Type	2014-2015 Actual for tariff year under consi- deration	2014-2015 Forecast as per the Multi Year Tariff order	2015-2016 Actual for tariff year under consi- deration	2015-2016 Forecast as per the Multi Year Tariff order	2017-2018 Actual for tariff year under consi- deration	2017-2018 Forecast as per the Multi Year Tariff order	2018-2019 Actual for tariff year under consi- deration	2018-2019 Forecast as per the Multi Year Tariff order	2019-2020 Actual for tariff year under consi- deration	2019-2020 Forecast as per the Multi Year Tariff order	2020-2021 Actual for tariff year under consi- deration	2020-2021 Forecast as per the Multi Year Tariff order	2016-2017 Actual for tariff year under consi- deration	2016-2017 Forecast as per the Multi Year Tariff order
Revenue From Tariff 1	0.00	0.00	0.00	0.00	0.00	0.00	0.00	0.00	0.00	0.00	0.00	0.00	0.00	
Revenue From Tariff 2	0.00	0.00	0.00	0.00	0.00	0.00	0.00	0.00	0.00	0.00	0.00	0.00	0.00	
Revenue From Tariff 3	0.00	0.00	0.00	0.00	0.00	0.00	0.00	0.00	0.00	0.00	0.00	0.00	0.00	
Revenue From Tariff 4	0.00	0.00	0.00	0.00	0.00	0.00	0.00	0.00	0.00	0.00	0.00	0.00	0.00	
Other 1	0.00	0.00	0.00	0.00	0.00	0.00	0.00	0.00	0.00	0.00	0.00	0.00	0.00	
Other 2	0.00	0.00	0.00	0.00	0.00	0.00	0.00	0.00	0.00	0.00	0.00	0.00	0.00	

-2-



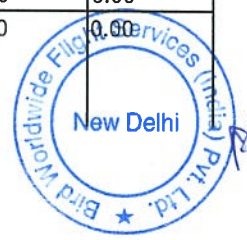
**Form F18 Revenue from Services other than Regulated Services recovered during the Tariff year (Only for ISP)**

	2015-2016	2015-2016	2017-2018	2017-2018	2018-2019	2018-2019	2019-2020	2019-2020	2020-2021	2020-2021	2016-2017	2016-2017	2014-2015	2014-2015
Type	Actual for tariff year under consideration	Forecast as per the Multi Year Tariff Order	Actual for tariff year under consideration	Forecast as per the Multi Year Tariff Order	Actual for tariff year under consideration	Forecast as per the Multi Year Tariff Order	Actual for tariff year under consideration	Forecast as per the Multi Year Tariff Order	Actual for tariff year under consideration	Forecast as per the Multi Year Tariff Order	Actual for tariff year under consideration	Forecast as per the Multi Year Tariff Order	Actual for tariff year under consideration	Forecast as per the Multi Year Tariff Order
Revenue From Services Other Than Regulated Services 1	0.00	0.00	0.00	0.00	0.00	0.00	0.00	0.00	0.00	0.00	14.00	14.00	26816996.00	26816996.00
Revenue From Services Other Than Regulated Services 2	0.00	0.00	0.00	0.00	0.00	0.00	0.00	0.00	0.00	0.00	0.00	0.00	0.00	0.00
Revenue From Services Other Than Regulated Services 3	0.00	0.00	0.00	0.00	0.00	0.00	0.00	0.00	0.00	0.00	0.00	0.00	0.00	0.00
Revenue From Services Other Than Regulated Services 4	0.00	0.00	0.00	0.00	0.00	0.00	0.00	0.00	0.00	0.00	0.00	0.00	0.00	0.00
Total Revenue From Services Other	0.00	0.00	0.00	0.00	0.00	0.00	0.00	0.00	0.00	0.00	0.00	14.00	26.00	26816996.00

  
  
 New Delhi

**Form F19: Revenue from Services other than Regulated Services recovered during the Tariff Year (Only for AO)**

	2015-2016	2015-2016	2017-2018	2017-2018	2018-2019	2018-2019	2019-2020	2019-2020	2020-2021	2020-2021	2016-2017	2016-2017	2014-2015	2014-2015
Type	Actual for tariff year under consideration	Forecast as per the Multi Year Tariff Order	Actual for tariff year under consideration	Forecast as per the Multi Year Tariff Order	Actual for tariff year under consideration	Forecast as per the Multi Year Tariff Order	Actual for tariff year under consideration	Forecast as per the Multi Year Tariff Order	Actual for tariff year under consideration	Forecast as per the Multi Year Tariff Order	Actual for tariff year under consideration	Forecast as per the Multi Year Tariff Order	Actual for tariff year under consideration	Forecast as per the Multi Year Tariff Order
Revenue From Services Other Than Regulated Services 1	0.00	0.00	0.00	0.00	0.00	0.00	0.00	0.00	0.00	0.00	0.00	0.00	0.00	0.00
Revenue From Services Other Than Regulated Services 2	0.00	0.00	0.00	0.00	0.00	0.00	0.00	0.00	0.00	0.00	0.00	0.00	0.00	0.00
Revenue From Services Other Than Regulated Services 3	0.00	0.00	0.00	0.00	0.00	0.00	0.00	0.00	0.00	0.00	0.00	0.00	0.00	0.00
Revenue From Services Other Than Regulated Services 4	0.00	0.00	0.00	0.00	0.00	0.00	0.00	0.00	0.00	0.00	0.00	0.00	0.00	0.00
Other 1	0.00	0.00	0.00	0.00	0.00	0.00	0.00	0.00	0.00	0.00	0.00	0.00	0.00	0.00
Other 2	0.00	0.00	0.00	0.00	0.00	0.00	0.00	0.00	0.00	0.00	0.00	0.00	0.00	0.00
Other 3	0.00	0.00	0.00	0.00	0.00	0.00	0.00	0.00	0.00	0.00	0.00	0.00	0.00	0.00
Other 4	0.00	0.00	0.00	0.00	0.00	0.00	0.00	0.00	0.00	0.00	0.00	0.00	0.00	0.00
Total Revenues From	0.00	0.00	0.00	0.00	0.00	0.00	0.00	0.00	0.00	0.00	0.00	0.00	0.00	0.00



	2015-2016	2015-2016	2017-2018	2017-2018	2018-2019	2018-2019	2019-2020	2019-2020	2020-2021	2020-2021	2016-2017	2016-2017	2014-2015	2014-2015
Services Other Than Regulated Services														

45-



**Form F19 Operating Expenditure incurred during the Tariff Year (Only for ISP)**

	2015-2016	2015-2016	2017-2018	2017-2018	2018-2019	2018-2019	2019-2020	2019-2020	2020-2021	2020-2021	2014-2015	2014-2015	2016-2017	2016-2017
Type	Actual for tariff year under consideration	Forecast as per the Multi Year Tariff order	Actual for tariff year under consideration	Forecast as per the Multi Year Tariff order	Actual for tariff year under consideration	Forecast as per the Multi Year Tariff order	Actual for tariff year under consideration	Forecast as per the Multi Year Tariff order	Actual for tariff year under consideration	Forecast as per the Multi Year Tariff order	Actual for tariff year under consideration	Forecast as per the Multi Year Tariff order	Actual for tariff year under consideration	Forecast as per the Multi Year Tariff order
Payroll Related Expenditure And Provision	0.00	0.00	0.00	0.00	0.00	0.00	0.00	0.00	0.00	0.00	133.00	0.00	0.00	0.00
Admin & General Expenses	0.00	0.00	0.00	0.00	0.00	0.00	0.00	0.00	0.00	0.00	354.00	0.00	0.00	0.00
Repair & Maintenance Expenditure	0.00	0.00	0.00	0.00	0.00	0.00	0.00	0.00	0.00	0.00	2734029.00	0.00	0.00	0.00
Utilities & Outsourcing Expenses	0.00	0.00	0.00	0.00	0.00	0.00	0.00	0.00	0.00	0.00	0.00	0.00	0.00	0.00
Other Outflows	0.00	0.00	0.00	0.00	0.00	0.00	0.00	0.00	0.00	0.00	0.00	0.00	0.00	0.00
Other 1	0.00	0.00	0.00	0.00	0.00	0.00	0.00	0.00	0.00	0.00	0.00	0.00	0.00	0.00
Other 2	0.00	0.00	0.00	0.00	0.00	0.00	0.00	0.00	0.00	0.00	0.00	0.00	0.00	0.00
Other 3	0.00	0.00	0.00	0.00	0.00	0.00	0.00	0.00	0.00	0.00	0.00	0.00	0.00	0.00
Other 4	0.00	0.00	0.00	0.00	0.00	0.00	0.00	0.00	0.00	0.00	0.00	0.00	0.00	0.00
Total Operating And Maintenance Expenditure	0.00	0.00	0.00	0.00	0.00	0.00	0.00	0.00	0.00	0.00	2734516.00	0.00	0.00	0.00

-16-



**Form F20: Operational and Maintenance Expenditure incurred during the Tariff Year (Only for AO)**

	2014-2015	2014-2015	2015-2016	2015-2016	2017-2018	2017-2018	2018-2019	2018-2019	2019-2020	2019-2020	2020-2021	2020-2021	2016-2017	2016-2017
Type	Actual for tariff year under consideration	Forecast as per the Multi Year Tariff order	Actual for tariff year under consideration	Forecast as per the Multi Year Tariff order	Actual for tariff year under consideration	Forecast as per the Multi Year Tariff order	Actual for tariff year under consideration	Forecast as per the Multi Year Tariff order	Actual for tariff year under consideration	Forecast as per the Multi Year Tariff order	Actual for tariff year under consideration	Forecast as per the Multi Year Tariff order	Actual for tariff year under consideration	Forecast as per the Multi Year Tariff order
Pay Roll Cost	0.00	0.00	0.00	0.00	0.00	0.00	0.00	0.00	0.00	0.00	0.00	0.00	0.00	0.00
Repair And Maintenance	0.00	0.00	0.00	0.00	0.00	0.00	0.00	0.00	0.00	0.00	0.00	0.00	0.00	0.00
Com Of Stores And Spares	0.00	0.00	0.00	0.00	0.00	0.00	0.00	0.00	0.00	0.00	0.00	0.00	0.00	0.00
Electricity And Water Charges	0.00	0.00	0.00	0.00	0.00	0.00	0.00	0.00	0.00	0.00	0.00	0.00	0.00	0.00
Admin And Other Charges	0.00	0.00	0.00	0.00	0.00	0.00	0.00	0.00	0.00	0.00	0.00	0.00	0.00	0.00
Other Outflows	0.00	0.00	0.00	0.00	0.00	0.00	0.00	0.00	0.00	0.00	0.00	0.00	0.00	0.00
Other 1	0.00	0.00	0.00	0.00	0.00	0.00	0.00	0.00	0.00	0.00	0.00	0.00	0.00	0.00
Other 2	0.00	0.00	0.00	0.00	0.00	0.00	0.00	0.00	0.00	0.00	0.00	0.00	0.00	0.00
Other 3	0.00	0.00	0.00	0.00	0.00	0.00	0.00	0.00	0.00	0.00	0.00	0.00	0.00	0.00
Other 4	0.00	0.00	0.00	0.00	0.00	0.00	0.00	0.00	0.00	0.00	0.00	0.00	0.00	0.00
Total Charge	0.00	0.00	0.00	0.00	0.00	0.00	0.00	0.00	0.00	0.00	0.00	0.00	0.00	0.00





**Form F20 Reconciliation Statement for the Tariff Year (Only for ISP)**

	2015-2016	2015-2016	2017-2018	2017-2018	2018-2019	2018-2019	2019-2020	2019-2020	2020-2021	2020-2021	2016-2017	2016-2017	2014-2015	2014-2015
Type	Actual for tariff year under consideration	Forecast as per the Multi Year Tariff Order	Actual for tariff year under consideration	Forecast as per the Multi Year Tariff Order	Actual for tariff year under consideration	Forecast as per the Multi Year Tariff Order	Actual for tariff year under consideration	Forecast as per the Multi Year Tariff Order	Actual for tariff year under consideration	Forecast as per the Multi Year Tariff Order	Actual for tariff year under consideration	Forecast as per the Multi Year Tariff Order	Actual for tariff year under consideration	Forecast as per the Multi Year Tariff Order
Revenue From Regulated Services	0.00	0.00	0.00	0.00	0.00	0.00	0.00	0.00	0.00	0.00	0.00	0.00	650514057.00	0.00
Revenue From Other Than Regulated Services	0.00	0.00	0.00	0.00	0.00	0.00	0.00	0.00	0.00	0.00	0.00	0.00	26816996.00	0.00
Total Revenue	0.00	0.00	0.00	0.00	0.00	0.00	0.00	0.00	0.00	0.00	0.00	0.00	677331053.00	0.00
Pay Roll Costs	0.00	0.00	0.00	0.00	0.00	0.00	0.00	0.00	0.00	0.00	0.00	0.00	133300999.00	0.00
Repair And Maintenance	0.00	0.00	0.00	0.00	0.00	0.00	0.00	0.00	0.00	0.00	0.00	0.00	2734029.00	0.00
Con Of Stores And Spares	0.00	0.00	0.00	0.00	0.00	0.00	0.00	0.00	0.00	0.00	0.00	0.00	0.00	0.00
Electricity And Water Charges	0.00	0.00	0.00	0.00	0.00	0.00	0.00	0.00	0.00	0.00	0.00	0.00	757476.00	0.00
Admin And Other Expenses	0.00	0.00	0.00	0.00	0.00	0.00	0.00	0.00	0.00	0.00	0.00	0.00	353952604.00	0.00
Other Outflows	0.00	0.00	0.00	0.00	0.00	0.00	0.00	0.00	0.00	0.00	0.00	0.00	0.00	0.00
Total Operating Expenditure	0.00	0.00	0.00	0.00	0.00	0.00	0.00	0.00	0.00	0.00	0.00	0.00	490745108.00	0.00
Profit	0.00	0.00	0.00	0.00	0.00	0.00	0.00	0.00	0.00	0.00	0.00	0.00	186585945.00	0.00



	2015-2016	2015-2016	2017-2018	2017-2018	2018-2019	2018-2019	2019-2020	2019-2020	2020-2021	2020-2021	2016-2017	2016-2017	2014-2015	2014-2015
Before Depreciation													00	
Depreciation And Amortisation	0.00	0.00	0.00	0.00	0.00	0.00	0.00	0.00	0.00	0.00	0.00	0.00	4547469.00	0.00
Earning Before Interest And Taxation	0.00	0.00	0.00	0.00	0.00	0.00	0.00	0.00	0.00	0.00	0.00	0.00	182038476.00	0.00
Total Interest And Finance Charges	0.00	0.00	0.00	0.00	0.00	0.00	0.00	0.00	0.00	0.00	0.00	0.00	1881769.00	0.00
Profit Loss Before Tax	0.00	0.00	0.00	0.00	0.00	0.00	0.00	0.00	0.00	0.00	0.00	0.00	180156707.00	0.00
Tax	0.00	0.00	0.00	0.00	0.00	0.00	0.00	0.00	0.00	0.00	0.00	0.00	58114311.00	0.00
Profit Loss After Tax	0.00	0.00	0.00	0.00	0.00	0.00	0.00	0.00	0.00	0.00	0.00	0.00	122042396.00	0.00
Balance Carried To Balance Sheet	0.00	0.00	0.00	0.00	0.00	0.00	0.00	0.00	0.00	0.00	0.00	0.00	122042396.00	0.00
Adjustment To Reconcile As Per Statutory Accounts	0.00	0.00	0.00	0.00	0.00	0.00	0.00	0.00	0.00	0.00	0.00	0.00	0.00	0.00
Operating Profit As Per Statutory Accounts	0.00	0.00	0.00	0.00	0.00	0.00	0.00	0.00	0.00	0.00	0.00	0.00	122042396.00	0.00

**BEFORE THE AIRPORTS ECONOMIC REGULATORY AUTHORITY OF INDIA**

**AT NEW DELHI**

**SUBMISSION OF PROPOSAL OF DETERMINATION OF ANNUAL TARIFF FOR AND ON BEHALF OF:**

M/s

I, Anurag Srivastava aged 43 resident of E-9, Connaught House, Connaught Place acting in my official capacity as ISP in M/s Bird Worldwide Flight Services (India) Private Limited. having its registered office at E-9, Connaught House, Connaught Place do hereby state and affirm as under that:

1. That I am authorized to act for and on behalf of M/s Bird Worldwide Flight Services (India) Private Limited. in the matter of making submission before the Airports Economic Regulatory Authority of India, New Delhi ('the Authority')
2. I am competent to make this submission before the authority
3. I am making the submission in my official capacity and the facts stated herein are based on official records
4. The contents of the Annual tariff proposal submission which include inter alia (i) Estimated Maximum Allowed yield per unit and the proposed detailed break-up of Tariff(s) (in the context to Estimated Maximum Allowed Yield per Unit Where determined by the authority) where the authority has specified a price cap approach for the duration of the Control period pursuant to clause 3.2

OR

Proposed detailed breakup of Tariff(s) based on Clause 11.2 Where the Authority has specified a light touch approach for the duration of control period pursuant to clause 3.2 (~~strikeout whichever is not applicable~~) and (ii) Justification are correct and true to my knowledge and belief and nothing material has been concealed from.

Sd/

Place

Date: 12-09-2016





### Form F14(b)-Ground Handling

2017-2018

Code	Aircraft Type	Type Of Carrier	Ramp Handling	Traffic Handling	Comprehensive
Code C	A319	freight	0.00	0.00	0.00
Code C	A319	non scheduled	0.00	0.00	0.00

2018-2019

Code	Aircraft Type	Type Of Carrier	Ramp Handling	Traffic Handling	Comprehensive
Code C	A319	freight	0.00	0.00	0.00
Code C	A319	non scheduled	0.00	0.00	0.00

2019-2020


Code	Aircraft Type	Type Of Carrier	Ramp Handling	Traffic Handling	Comprehensive
Code C	A319	freight	0.00	0.00	0.00
Code C	A319	non scheduled	0.00	0.00	0.00

2020-2021

Code	Aircraft Type	Type Of Carrier	Ramp Handling	Traffic Handling	Comprehensive
Code C	A319	freight	0.00	0.00	0.00
Code C	A319	non scheduled	0.00	0.00	0.00

2016-2017

Code	Aircraft Type	Type Of Carrier	Ramp Handling	Traffic Handling	Comprehensive
Code C	A319	freight	25000.00	10000.00	35000.00
Code D	A-300-600	freight	38300.00	18000.00	56300.00
Code E	B-747	freight	71000.00	34000.00	105000.00
Code D	A-310	freight	38300.00	18000.00	56300.00
Code B1	Dornier	freight	4000.00	1000.00	5000.00
Code C1	ATR 72	freight	14000.00	6000.00	20000.00
Code C1	EMB 135	freight	14000.00	6000.00	20000.00





Code	Aircraft Type	Type Of Carrier	Ramp Handling	Traffic Handling	Comprehensive
Code C1	EMB 170	freight	18000.00	7000.00	25000.00
Code C	A-320	freight	25000.00	10000.00	35000.00
Code E	B-777	freight	71000.00	34000.00	105000.00
Code E	A-340	freight	71000.00	34000.00	105000.00



-22-





**BEFORE THE AIRPORTS ECONOMIC REGULATORY AUTHORITY OF INDIA**

**AT NEW DELHI**

**SUBMISSION OF PROPOSAL OF DETERMINATION OF ANNUAL TARIFF FOR AND ON BEHALF OF:**

M/s

I, Anurag Srivastava aged 43 resident of E-9, Connaught House, Connaught Place acting in my official capacity as ISP in M/s Bird Worldwide Flight Services (India) Private Limited, having its registered office at E-9, Connaught House, Connaught Place do hereby state and affirm as under that:

1. That I am authorized to act for and on behalf of M/s Bird Worldwide Flight Services (India) Private Limited, in the matter of making submission before the Airports Economic Regulatory Authority of India, New Delhi ('the Authority')
2. I am competent to make this submission before the authority
3. I am making the submission in my official capacity and the facts stated herein are based on official records
4. The contents of the Annual tariff proposal submission which include inter alia (i) Estimated Maximum Allowed yield per unit and the proposed detailed break-up of Tariff(s) (in the context to Estimated Maximum Allowed Yield per Unit Where determined by the authority) where the authority has specified a price cap approach for the duration of the Control period pursuant to clause 3.2

OR

Proposed detailed breakup of Tariff(s) based on Clause 11.2 Where the Authority has specified a light touch approach for the duration of control period pursuant to clause 3.2 (~~strikeout whichever is not applicable~~) and (ii) Justification are correct and true to my knowledge and belief and nothing material has been concealed from.

Sd/

Place

Date: 12-09-2016



**Form F14(b)-Cargo International**

2017-2018

Type of Cargo	Rate in Rupees per Kilogram	Minimum rate per AWB
<b>A.</b>	<b>Export Cargo</b>	
<b>A1.</b>	Terminal, Storage and Processing Charges	
A1.1	General	
A1.2	Special Cargo	
a.	- Pharma items	
b)	- Live Animals	
c)	- Hazardous/ Dangerous Goods	
d)	- Valuable Goods**	
e)	- Perishable	
f)	- Newspaper and TV reel consignments	
g)	- Human remains, Coffin including unaccompanied baggage of Deceased and Human Eyes etc.	
<b>A2.</b>	<b>X-Ray Charges</b>	
A2.1	X-Ray Machine charges	
A2.2	X-Ray Certification charges	
A2.3	Certification for Dangerous goods	
<b>A3.</b>	<b>Demurrage Charges----Export Cargo</b>	
A3.1	General	



Type of Cargo		Rate in Rupees per Kilogram	Minimum rate per AWB
A3.2	Special Cargo		
a.	- Pharma items		
b)	- Live Animals		
c)	- Hazardous/ Dangerous Goods		
d)	- Valuable Goods**		
e)	- Perishable		
f)	- Newspaper and TV reel consignments		
g)	- Human remains, Coffin including unaccompanied baggage of Deceased and Human Eyes etc.		
A4.	Cargo Handling Charges		
A4	Palletisation/ Containerisation/Unitisation/Staffing Charges	Rate per Kg	Rate per Pallet
A4.1	General		
A4.2	Special Cargo		
a.	- Pharma items		
b)	- Live Animals		
c)	- Hazardous/ Dangerous Goods		
d)	- Valuable Goods**		
e)	- Perishable		
f)	- Newspaper and TV reel consignments		
g)	- Human remains, Coffin including		



-25-

Type of Cargo		Rate in Rupees per Kilogram	Minimum rate per AWB
	unaccompanied baggage of Deceased and Human Eyes etc.		
<b>A5.</b>	Documentation Fees	Rs Per AWB	Minimum per Flight
A5.1	Cargo Documentation fees for Manifesto/filing etc		
<b>B.</b>	<b>Import Cargo</b>		
<b>B1.</b>	Terminal, Storage and Processing Charges	Rate in Rupees per Kilogram	Minimum rate per AWB
B1.1	General		
B1.2	Special Cargo		
a.	- Pharma items		
b)	- Live Animals		
c)	- Hazardous/ Dangerous Goods		
d)	- Valuable Goods**		
e)	- Perishable		
f)	- Newspaper and TV reel consignments		
g)	- Human remains, Coffin including unaccompanied baggage of Deceased and Human Eyes etc.		
<b>B2.</b>	Cargo Handling Charges		
<b>B2.</b>	DePalletisation/ Destaffing/DeContainerisation/DeUnitisation Charges	Rate per Kg	Rate per Pallet
B2.1	General		
B1.2	Special Cargo		



Type of Cargo		Rate in Rupees per Kilogram	Minimum rate per AWB
a.	- Pharma items		
b)	- Live Animals		
c)	- Hazardous/ Dangerous Goods		
d)	- Valuable Goods**		
e)	- Perishable		
f)	- Newspaper and TV reel consignments		
g)	- Human remains, Coffin including unaccompanied baggage of Deceased and Human Eyes etc.		
<b>B3.</b>	<b>Demurrage Charges----Import Cargo</b>	<b>Rate in Rupees per Kilogram</b>	<b>Minimum rate per AWB</b>
B3.1	General		
B3.2	Special Cargo		
a.	- Pharma items		
b)	- Live Animals		
c)	- Hazardous/ Dangerous Goods		
d)	- Valuable Goods**		
e)	- Perishable		
f)	- Newspaper and TV reel consignments		
g)	- Human remains, Coffin including unaccompanied baggage of Deceased and Human Eyes etc.		
C1.1	Courier cargo facilitation		



Type of Cargo		Rate in Rupees per Kilogram	Minimum rate per AWB
C1.2	X-ray charges		
C1.3	<b>Demurrage Charges</b>		
	- Free Period		
	- 4th day to 10th day		
	- 11th day to 20th day		
	- 21st day to 30th day		
	- Beyond 30 days		
<b>C2.</b>	<b>Outcoming Courier Charges -- International</b>	<b>Outbound (Import) PER KG.</b>	<b>MINIMUM Charge per Bag</b>
C2.1	Courier cargo facilitation		
C2.2	X-ray charges		
C2.3	<b>Demurrage Charges</b>		
	- Free Period		
	- day to day		
	- day to day		
	- day to day		
	- Beyond days		
<b>D.</b>	<b>Transshipment Cargo/Carting</b>	<b>Rate Per Kg</b>	<b>Minimum per AWB</b>
<b>D1.</b>	Transshipment charges-international to international		
D1.1	General Cargo		
D1.2	Special Cargo/DGR/Valuable/Perishable/Pharma		



- 28 -

Type of Cargo		Rate in Rupees per Kilogram	Minimum rate per AWB
D1.3	Documentation Fee		
<b>D2.</b>	Transshipment charges-international to domestic		
D2.1	General Cargo		
D2.2	Special/Sensitive Cargo		
D2.3	DGR/Valuable/Perishable/Pharma		
D2.4	Documentation Fee		
<b>D3.</b>	Transshipment charges-domestic to domestic		
D3.1	General Cargo		
D3.2	Special/Sensitive Cargo		
D3.3	DGR/Valuable/Perishable/Pharma		
D3.4	Documentation Fee		
<b>E.</b>	<b>Customs Cost Recovery Charges</b>	Rate Per Kg.	
E1	components of customs cargo recovery charges		
<b>F.</b>	<b>EDI/IT Services (GMAX,WIPRO,SITA etc.)</b>	Minimum rate per AWB	
F1	EDI/IT Services (GMAX,WIPRO,SITA etc.)		
<b>G.</b>	<b>***Others Charges, if any</b>	Minimum rate per Kg/AWB	
G1	Others Charges, if any		

**2018-2019**

Type of Cargo		Rate in Rupees per Kilogram	Minimum rate per AWB
<b>A.</b>	<b>Export Cargo</b>		



Type of Cargo		Rate in Rupees per Kilogram	Minimum rate per AWB
<b>A1.</b>	Terminal, Storage and Processing Charges		
A1.1	General		
A1.2	Special Cargo		
a.	- Pharma items		
b)	- Live Animals		
c)	- Hazardous/ Dangerous Goods		
d)	- Valuable Goods**		
e)	- Perishable		
f)	- Newspaper and TV reel consignments		
g)	- Human remains, Coffin including unaccompanied baggage of Deceased and Human Eyes etc.		
<b>A2.</b>	X-Ray Charges		
A2.1	X-Ray Machine charges		
A2.2	X-Ray Certification charges		
A2.3	Certification for Dangerous goods		
<b>A3.</b>	Demurrage Charges----Export Cargo		
A3.1	General		
A3.2	Special Cargo		
a.	- Pharma items		
b)	- Live Animals		
c)	- Hazardous/ Dangerous Goods		





Type of Cargo		Rate in Rupees per Kilogram	Minimum rate per AWB
d)	- Valuable Goods**		
e)	- Perishable		
f)	- Newspaper and TV reel consignments		
g)	- Human remains, Coffin including unaccompanied baggage of Deceased and Human Eyes etc.		
<b>A4.</b>	<b>Cargo Handling Charges</b>		
<b>A4</b>	<b>Palletisation/ Containerisation/Unitisation/Staffing Charges</b>	<b>Rate per Kg</b>	<b>Rate per Pallet</b>
A4.1	General		
A4.2	Special Cargo		
a.	- Pharma items		
b)	- Live Animals		
c)	- Hazardous/ Dangerous Goods		
d)	- Valuable Goods**		
e)	- Perishable		
f)	- Newspaper and TV reel consignments		
g)	- Human remains, Coffin including unaccompanied baggage of Deceased and Human Eyes etc.		
<b>A5.</b>	<b>Documentation Fees</b>	<b>Rs Per AWB</b>	<b>Minimum per Flight</b>
A5.1	Cargo Documentation fees for Manifesto/filing etc		




-31-


Type of Cargo		Rate in Rupees per Kilogram	Minimum rate per AWB
<b>B.</b>	<b>Import Cargo</b>		
<b>B1.</b>	Terminal, Storage and Processing Charges	Rate in Rupees per Kilogram	Minimum rate per AWB
B1.1	General		
B1.2	Special Cargo		
a.	- Pharma items		
b)	- Live Animals		
c)	- Hazardous/ Dangerous Goods		
d)	- Valuable Goods**		
e)	- Perishable		
f)	- Newspaper and TV reel consignments		
g)	- Human remains, Coffin including unaccompanied baggage of Deceased and Human Eyes etc.		
<b>B2.</b>	<b>Cargo Handling Charges</b>		
<b>B2.</b>	DePalletisation/ Destaffing/DeContainerisation/DeUnitisation Charges	Rate per Kg	Rate per Pallet
B2.1	General		
B1.2	Special Cargo		
a.	- Pharma items		
b)	- Live Animals		
c)	- Hazardous/ Dangerous Goods		
d)	- Valuable Goods**		



Type of Cargo		Rate in Rupees per Kilogram	Minimum rate per AWB
e)	- Perishable		
f)	- Newspaper and TV reel consignments		
g)	- Human remains, Coffin including unaccompanied baggage of Deceased and Human Eyes etc.		
<b>B3.</b>	<b>Demurrage Charges----Import Cargo</b>	<b>Rate in Rupees per Kilogram</b>	<b>Minimum rate per AWB</b>
B3.1	General		
B3.2	Special Cargo		
a.	- Pharma items		
b)	- Live Animals		
c)	- Hazardous/ Dangerous Goods		
d)	- Valuable Goods**		
e)	- Perishable		
f)	- Newspaper and TV reel consignments		
g)	- Human remains, Coffin including unaccompanied baggage of Deceased and Human Eyes etc.		
C1.1	Courier cargo facilitation		
C1.2	X-ray charges		
C1.3	<b>Demurrage Charges</b>		
	- Free Period		
	- 4th day to 10th day		




Type of Cargo		Rate in Rupees per Kilogram	Minimum rate per AWB
	- 11th day to 20th day		
	- 21st day to 30th day		
	- Beyond 30 days		
<b>C2.</b>	<b>Outcoming Courier Charges -- International</b>	<b>Outbound (Import) PER KG.</b>	<b>MINIMUM Charge per Bag</b>
C2.1	Courier cargo facilitation		
C2.2	X-ray charges		
<b>C2.3</b>	<b>Demurrage Charges</b>		
	- Free Period		
	- day to day		
	- day to day		
	- day to day		
	- Beyond days		
<b>D.</b>	<b>Transshipment Cargo/Carting</b>	<b>Rate Per Kg</b>	<b>Minimum per AWB</b>
<b>D1.</b>	<b>Transshipment charges-international to international</b>		
D1.1	General Cargo		
D1.2	Special Cargo/DGR/Valuable/Perishable/Pharma		
D1.3	Documentation Fee		
<b>D2.</b>	<b>Transshipment charges-international to domestic</b>		
D2.1	General Cargo		
D2.2	Special/Sensitive Cargo		



Type of Cargo		Rate in Rupees per Kilogram	Minimum rate per AWB
D2.3	DGR/Valuable/Perishable/Pharma		
D2.4	Documentation Fee		
<b>D3.</b>	<b>Transshipment charges-domestic to domestic</b>		
D3.1	General Cargo		
D3.2	Special/Sensitive Cargo		
D3.3	DGR/Valuable/Perishable/Pharma		
D3.4	Documentation Fee		
<b>E.</b>	<b>Customs Cost Recovery Charges</b>	Rate Per Kg.	
E1	components of customs cargo recovery charges		
<b>F.</b>	<b>EDI/IT Services (GMAX,WIPRO,SITA etc.)</b>	Minimum rate per AWB	
F1	EDI/IT Services (GMAX,WIPRO,SITA etc.)		
<b>G.</b>	<b>***Others Charges, if any</b>	Minimum rate per Kg/AWB	
G1	Others Charges, if any		

**2019-2020**

Type of Cargo		Rate in Rupees per Kilogram	Minimum rate per AWB
<b>A.</b>	<b>Export Cargo</b>		
<b>A1.</b>	<b>Terminal, Storage and Processing Charges</b>		
A1.1	General		
A1.2	Special Cargo		
a.	- Pharma items		



- 35 -

Type of Cargo		Rate in Rupees per Kilogram	Minimum rate per AWB
b)	- Live Animals		
c)	- Hazardous/ Dangerous Goods		
d)	- Valuable Goods**		
e)	- Perishable		
f)	- Newspaper and TV reel consignments		
g)	- Human remains, Coffin including unaccompanied baggage of Deceased and Human Eyes etc.		
<b>A2.</b>	X-Ray Charges		
A2.1	X-Ray Machine charges		
A2.2	X-Ray Certification charges		
A2.3	Certification for Dangerous goods		
<b>A3.</b>	Demurrage Charges----Export Cargo		
A3.1	General		
A3.2	Special Cargo		
a.	- Pharma items		
b)	- Live Animals		
c)	- Hazardous/ Dangerous Goods		
d)	- Valuable Goods**		
e)	- Perishable		
f)	- Newspaper and TV reel consignments		
g)	- Human remains, Coffin including		



Type of Cargo		Rate in Rupees per Kilogram	Minimum rate per AWB
	unaccompanied baggage of Deceased and Human Eyes etc.		
<b>A4.</b>	<b>Cargo Handling Charges</b>		
<b>A4</b>	Palletisation/ Containerisation/Unitisation/Staffing Charges	Rate per Kg	Rate per Pallet
A4.1	General		
A4.2	<b>Special Cargo</b>		
a.	- Pharma items		
b)	- Live Animals		
c)	- Hazardous/ Dangerous Goods		
d)	- Valuable Goods**		
e)	- Perishable		
f)	- Newspaper and TV reel consignments		
g)	- Human remains, Coffin including unaccompanied baggage of Deceased and Human Eyes etc.		
<b>A5.</b>	<b>Documentation Fees</b>	<b>Rs Per AWB</b>	<b>Minimum per Flight</b>
A5.1	Cargo Documentation fees for Manifesto/filing etc		
<b>B.</b>	<b>Import Cargo</b>		
<b>B1.</b>	<b>Terminal, Storage and Processing Charges</b>	<b>Rate in Rupees per Kilogram</b>	<b>Minimum rate per AWB</b>
B1.1	General		
B1.2	Special Cargo		

- 39 -



Type of Cargo		Rate in Rupees per Kilogram	Minimum rate per AWB
a.	- Pharma items		
b)	- Live Animals		
c)	- Hazardous/ Dangerous Goods		
d)	- Valuable Goods**		
e)	- Perishable		
f)	- Newspaper and TV reel consignments		
g)	- Human remains, Coffin including unaccompanied baggage of Deceased and Human Eyes etc.		
<b>B2.</b>	<b>Cargo Handling Charges</b>		
<b>B2.</b>	DePalletisation/ Destaffing/DeContainerisation/DeUnitisation Charges	Rate per Kg	Rate per Pallet
B2.1	General		
B1.2	<b>Special Cargo</b>		
a.	- Pharma items		
b)	- Live Animals		
c)	- Hazardous/ Dangerous Goods		
d)	- Valuable Goods**		
e)	- Perishable		
f)	- Newspaper and TV reel consignments		
g)	- Human remains, Coffin including unaccompanied baggage of Deceased and		



28



Type of Cargo		Rate in Rupees per Kilogram	Minimum rate per AWB
	Human Eyes etc.		
<b>B3.</b>	Demurrage Charges----Import Cargo	Rate in Rupees per Kilogram	Minimum rate per AWB
B3.1	General		
B3.2	Special Cargo		
a.	- Pharma items		
b)	- Live Animals		
c)	- Hazardous/ Dangerous Goods		
d)	- Valuable Goods**		
e)	- Perishable		
f)	- Newspaper and TV reel consignments		
g)	- Human remains, Coffin including unaccompanied baggage of Deceased and Human Eyes etc.		
C1.1	Courier cargo facilitation		
C1.2	X-ray charges		
C1.3	<b>Demurrage Charges</b>		
	- Free Period		
	- 4th day to 10th day		
	- 11th day to 20th day		
	- 21st day to 30th day		
	- Beyond 30 days		
<b>C2.</b>	Outcoming Courier Charges -- International	Outbound (Import) PER KG.	MINIMUM Charge per Bag



Type of Cargo		Rate in Rupees per Kilogram	Minimum rate per AWB
C2.1	Courier cargo facilitation		
C2.2	X-ray charges		
C2.3	<b>Demurrage Charges</b>		
	- Free Period		
	- day to day		
	- day to day		
	- day to day		
	- Beyond days		
<b>D.</b>	<b>Transshipment Cargo/Carting</b>	<b>Rate Per Kg</b>	<b>Minimum per AWB</b>
<b>D1.</b>	Transshipment charges-international to international		
D1.1	General Cargo		
D1.2	Special Cargo/DGR/Valuable/Perishable/Pharma		
D1.3	Documentation Fee		
<b>D2.</b>	Transshipment charges-international to domestic		
D2.1	General Cargo		
D2.2	Special/Sensitive Cargo		
D2.3	DGR/Valuable/Perishable/Pharma		
D2.4	Documentation Fee		
<b>D3.</b>	Transshipment charges-domestic to domestic		
D3.1	General Cargo		



Type of Cargo		Rate in Rupees per Kilogram	Minimum rate per AWB
D3.2	Special/Sensitive Cargo		
D3.3	DGR/Valuable/Perishable/Pharma		
D3.4	Documentation Fee		
<b>E.</b>	<b>Customs Cost Recovery Charges</b>	Rate Per Kg.	
E1	components of customs cargo recovery charges		
<b>F.</b>	<b>EDI/IT Services (GMAX,WIPRO,SITA etc.)</b>	Minimum rate per AWB	
F1	EDI/IT Services (GMAX,WIPRO,SITA etc.)		
<b>G.</b>	<b>***Others Charges, If any</b>	Minimum rate per Kg/AWB	
G1	Others Charges, if any		

**2020-2021**

Type of Cargo		Rate in Rupees per Kilogram	Minimum rate per AWB
<b>A.</b>	<b>Export Cargo</b>		
<b>A1.</b>	Terminal, Storage and Processing Charges		
A1.1	General		
A1.2	Special Cargo		
a.	- Pharma items		
b)	- Live Animals		
c)	- Hazardous/ Dangerous Goods		
d)	- Valuable Goods**		
e)	- Perishable		

Type of Cargo		Rate in Rupees per Kilogram	Minimum rate per AWB
f)	- Newspaper and TV reel consignments		
g)	- Human remains, Coffin including unaccompanied baggage of Deceased and Human Eyes etc.		
<b>A2.</b>	X-Ray Charges		
A2.1	X-Ray Machine charges		
A2.2	X-Ray Certification charges		
A2.3	Certification for Dangerous goods		
<b>A3.</b>	Demurrage Charges----Export Cargo		
A3.1	General		
A3.2	Special Cargo		
a.	- Pharma items		
b)	- Live Animals		
c)	- Hazardous/ Dangerous Goods		
d)	- Valuable Goods**		
e)	- Perishable		
f)	- Newspaper and TV reel consignments		
g)	- Human remains, Coffin including unaccompanied baggage of Deceased and Human Eyes etc.		
<b>A4.</b>	Cargo Handling Charges		
<b>A4</b>	Palletisation/ Containerisation/Unitisation/Staffing Charges	Rate per Kg	Rate per Pallet



Type of Cargo		Rate in Rupees per Kilogram	Minimum rate per AWB
A4.1	General		
A4.2	Special Cargo		
a.	- Pharma items		
b)	- Live Animals		
c)	- Hazardous/ Dangerous Goods		
d)	- Valuable Goods**		
e)	- Perishable		
f)	- Newspaper and TV reel consignments		
g)	- Human remains, Coffin including unaccompanied baggage of Deceased and Human Eyes etc.		
<b>A5.</b>	<b>Documentation Fees</b>	<b>Rs Per AWB</b>	<b>Minimum per Flight</b>
A5.1	Cargo Documentation fees for Manifesto/filing etc		
<b>B.</b>	<b>Import Cargo</b>		
<b>B1.</b>	<b>Terminal, Storage and Processing Charges</b>	<b>Rate in Rupees per Kilogram</b>	<b>Minimum rate per AWB</b>
B1.1	General		
B1.2	Special Cargo		
a.	- Pharma items		
b)	- Live Animals		
c)	- Hazardous/ Dangerous Goods		
d)	- Valuable Goods**		

Type of Cargo		Rate in Rupees per Kilogram	Minimum rate per AWB
e)	- Perishable		
f)	- Newspaper and TV reel consignments		
g)	- Human remains, Coffin including unaccompanied baggage of Deceased and Human Eyes etc.		
<b>B2.</b>	<b>Cargo Handling Charges</b>		
<b>B2.</b>	<b>DePalletisation/ Destaffing/DeContainerisation/DeUnitisation Charges</b>	<b>Rate per Kg</b>	<b>Rate per Pallet</b>
B2.1	General		
B1.2	Special Cargo		
a.	- Pharma items		
b)	- Live Animals		
c)	- Hazardous/ Dangerous Goods		
d)	- Valuable Goods**		
e)	- Perishable		
f)	- Newspaper and TV reel consignments		
g)	- Human remains, Coffin including unaccompanied baggage of Deceased and Human Eyes etc.		
<b>B3.</b>	<b>Demurrage Charges----Import Cargo</b>	<b>Rate in Rupees per Kilogram</b>	<b>Minimum rate per AWB</b>
B3.1	General		
B3.2	Special Cargo		
a.	- Pharma items		



AS

Type of Cargo		Rate in Rupees per Kilogram	Minimum rate per AWB
b)	- Live Animals		
c)	- Hazardous/ Dangerous Goods		
d)	- Valuable Goods**		
e)	- Perishable		
f)	- Newspaper and TV reel consignments		
g)	- Human remains, Coffin including unaccompanied baggage of Deceased and Human Eyes etc.		
C1.1	Courier cargo facilitation		
C1.2	X-ray charges		
C1.3	<b>Demurrage Charges</b>		
	- Free Period		
	- 4th day to 10th day		
	- 11th day to 20th day		
	- 21st day to 30th day		
	- Beyond 30 days		
<b>C2.</b>	Outcoming Courier Charges -- International	Outbound (Import) PER KG.	MINIMUM Charge per Bag
C2.1	Courier cargo facilitation		
C2.2	X-ray charges		
C2.3	<b>Demurrage Charges</b>		
	- Free Period		

-58-



Type of Cargo		Rate in Rupees per Kilogram	Minimum rate per AWB
	- day to day		
	- day to day		
	- day to day		
	- Beyond days		
<b>D.</b>	<b>Transshipment Cargo/Carting</b>	<b>Rate Per Kg</b>	<b>Minimum per AWB</b>
<b>D1.</b>	Transshipment charges-international to international		
D1.1	General Cargo		
D1.2	Special Cargo/DGR/Valuable/Perishable/Pharma		
D1.3	Documentation Fee		
<b>D2.</b>	Transshipment charges-international to domestic		
D2.1	General Cargo		
D2.2	Special/Sensitive Cargo		
D2.3	DGR/Valuable/Perishable/Pharma		
D2.4	Documentation Fee		
<b>D3.</b>	Transshipment charges-domestic to domestic		
D3.1	General Cargo		
D3.2	Special/Sensitive Cargo		
D3.3	DGR/Valuable/Perishable/Pharma		
D3.4	Documentation Fee		
<b>E.</b>	<b>Customs Cost Recovery Charges</b>	<b>Rate Per Kg.</b>	





Type of Cargo		Rate in Rupees per Kilogram	Minimum rate per AWB
E1	components of customs cargo recovery charges		
<b>F.</b>	<b>EDI/IT Services (GMAX,WIPRO,SITA etc.)</b>	Minimum rate per AWB	
F1	EDI/IT Services (GMAX,WIPRO,SITA etc.)		
<b>G.</b>	<b>***Others Charges, if any</b>	Minimum rate per Kg/AWB	
G1	Others Charges, if any		

**2016-2017**

Type of Cargo		Rate in Rupees per Kilogram	Minimum rate per AWB
<b>A.</b>	<b>Export Cargo</b>		
<b>A1.</b>	<b>Terminal, Storage and Processing Charges</b>		
A1.1	General	0.00	0.00
A1.2	Special Cargo		
a.	- Pharma items	0.00	0.00
b)	- Live Animals	0.00	0.00
c)	- Hazardous/ Dangerous Goods	0.00	0.00
d)	- Valuable Goods**	0.00	0.00
e)	- Perishable	0.00	0.00
f)	- Newspaper and TV reel consignments	0.00	0.00
g)	- Human remains, Coffin including unaccompanied baggage of Deceased and Human Eyes etc.	0.00	0.00
<b>A2.</b>	<b>X-Ray Charges</b>		

Type of Cargo		Rate in Rupees per Kilogram	Minimum rate per AWB
A2.1	X-Ray Machine charges	0.00	0.00
A2.2	X-Ray Certification charges	0.00	0.00
A2.3	Certification for Dangerous goods	0.00	0.00
<b>A3.</b>	<b>Demurrage Charges----Export Cargo</b>		
A3.1	General	0.00	0.00
A3.2	<b>Special Cargo</b>		
a.	- Pharma items	0.00	0.00
b)	- Live Animals	0.00	0.00
c)	- Hazardous/ Dangerous Goods	0.00	0.00
d)	- Valuable Goods**	0.00	0.00
e)	- Perishable	0.00	0.00
f)	- Newspaper and TV reel consignments	0.00	0.00
g)	- Human remains, Coffin including unaccompanied baggage of Deceased and Human Eyes etc.	0.00	0.00
<b>A4.</b>	<b>Cargo Handling Charges</b>		
<b>A4</b>	<b>Palletisation/ Containerisation/Unitisation/Staffing Charges</b>	<b>Rate per Kg</b>	<b>Rate per Pallet</b>
A4.1	General	0.00	0.00
A4.2	<b>Special Cargo</b>		
a.	- Pharma items	0.00	0.00
b)	- Live Animals	0.00	0.00



Type of Cargo		Rate in Rupees per Kilogram	Minimum rate per AWB
c)	- Hazardous/ Dangerous Goods	0.00	0.00
d)	- Valuable Goods**	0.00	0.00
e)	- Perishable	0.00	0.00
f)	- Newspaper and TV reel consignments	0.00	0.00
g)	- Human remains, Coffin including unaccompanied baggage of Deceased and Human Eyes etc.	0.00	0.00
<b>A5.</b>	<b>Documentation Fees</b>	<b>Rs Per AWB</b>	<b>Minimum per Flight</b>
A5.1	Cargo Documentation fees for Manifesto/filing etc	0.00	0.00
<b>B.</b>	<b>Import Cargo</b>		
<b>B1.</b>	<b>Terminal, Storage and Processing Charges</b>	<b>Rate in Rupees per Kilogram</b>	<b>Minimum rate per AWB</b>
B1.1	General	0.00	0.00
B1.2	Special Cargo		
a.	- Pharma items	0.00	0.00
b)	- Live Animals	0.00	0.00
c)	- Hazardous/ Dangerous Goods	0.00	0.00
d)	- Valuable Goods**	0.00	0.00
e)	- Perishable	0.00	0.00
f)	- Newspaper and TV reel consignments	0.00	0.00
g)	- Human remains, Coffin including unaccompanied baggage of Deceased and Human Eyes etc.	0.00	0.00

Type of Cargo		Rate in Rupees per Kilogram	Minimum rate per AWB
<b>B2.</b>	Cargo Handling Charges		
<b>B2.</b>	DePalletisation/ Destaffing/DeContainerisation/DeUnitisation Charges	Rate per Kg	Rate per Pallet
B2.1	General	0.00	0.00
B1.2	Special Cargo		
a.	- Pharma items	0.00	0.00
b)	- Live Animals	0.00	0.00
c)	- Hazardous/ Dangerous Goods	0.00	0.00
d)	- Valuable Goods**	0.00	0.00
e)	- Perishable	0.00	0.00
f)	- Newspaper and TV reel consignments	0.00	0.00
g)	- Human remains, Coffin including unaccompanied baggage of Deceased and Human Eyes etc.	0.00	0.00
<b>B3.</b>	Demurrage Charges----Import Cargo	Rate in Rupees per Kilogram	Minimum rate per AWB
B3.1	General	0.00	0.00
B3.2	Special Cargo		
a.	- Pharma items	0.00	0.00
b)	- Live Animals	0.00	0.00
c)	- Hazardous/ Dangerous Goods	0.00	0.00
d)	- Valuable Goods**	0.00	0.00
e)	- Perishable	0.00	0.00



Type of Cargo		Rate in Rupees per Kilogram	Minimum rate per AWB
f)	- Newspaper and TV reel consignments	0.00	0.00
g)	- Human remains, Coffin including unaccompanied baggage of Deceased and Human Eyes etc.	0.00	0.00
C1.1	Courier cargo facilitation	0.00	0.00
C1.2	X-ray charges	0.00	0.00
C1.3	<b>Demurrage Charges</b>		
	- Free Period	0.00	
	- 4th day to 10th day	0.00	
	- 11th day to 20th day	0.00	
	- 21st day to 30th day	0.00	
	- Beyond 30 days	0.00	
<b>C2.</b>	Outcoming Courier Charges -- International	Outbound (Import) PER KG.	MINIMUM Charge per Bag
C2.1	Courier cargo facilitation	0.00	0.00
C2.2	X-ray charges	0.00	0.00
C2.3	<b>Demurrage Charges</b>		
	- Free Period	0.00	
	- day to day	0.00	
	- day to day	0.00	
	- day to day	0.00	
	- Beyond days	0.00	

Type of Cargo		Rate in Rupees per Kilogram	Minimum rate per AWB
<b>D.</b>	<b>Transshipment Cargo/Carting</b>	Rate Per Kg	Minimum per AWB
<b>D1.</b>	Transshipment charges-international to international		
D1.1	General Cargo	0.00	0.00
D1.2	Special Cargo/DGR/Valuable/Perishable/Pharma	0.00	0.00
D1.3	Documentation Fee	0.00	0.00
<b>D2.</b>	Transshipment charges-international to domestic		
D2.1	General Cargo	0.00	0.00
D2.2	Special/Sensitive Cargo	0.00	0.00
D2.3	DGR/Valuable/Perishable/Pharma	0.00	0.00
D2.4	Documentation Fee	0.00	0.00
<b>D3.</b>	Transshipment charges-domestic to domestic		
D3.1	General Cargo	0.00	0.00
D3.2	Special/Sensitive Cargo	0.00	0.00
D3.3	DGR/Valuable/Perishable/Pharma	0.00	0.00
D3.4	Documentation Fee	0.00	0.00
<b>E.</b>	<b>Customs Cost Recovery Charges</b>	Rate Per Kg.	
E1	components of customs cargo recovery charges	0.00	
<b>F.</b>	<b>EDI/IT Services (GMAX,WIPRO,SITA etc.)</b>	Minimum rate per AWB	
F1	EDI/IT Services (GMAX,WIPRO,SITA etc.)	0.00	
<b>G.</b>	<b>***Others Charges, if any</b>	Minimum rate per Kg/AWB	



Type of Cargo		Rate in Rupees per Kilogram	Minimum rate per AWB
G1	Others Charges, if any	0.00	

-55-







**BEFORE THE AIRPORTS ECONOMIC REGULATORY AUTHORITY OF INDIA**

**AT NEW DELHI**

**SUBMISSION OF PROPOSAL OF DETERMINATION OF ANNUAL TARIFF FOR AND ON BEHALF OF:**

M/s

I, Anurag Srivastava aged 43 resident of E-9, Connaught House, Connaught Place acting in my official capacity as ISP in M/s Bird Worldwide Flight Services (India) Private Limited. having its registered office at E-9, Connaught House, Connaught Place do hereby state and affirm as under that:

1. That I am authorized to act for and on behalf of M/s Bird Worldwide Flight Services (India) Private Limited. in the matter of making submission before the Airports Economic Regulatory Authority of India, New Delhi ('the Authority')
2. I am competent to make this submission before the authority
3. I am making the submission in any official capacity and the facts stated herein are based on official records
4. The contents of the Annual tariff proposal submission which include inter alia (i) Estimated Maximum Allowed yield per unit and the proposed detailed break-up of Tariff(s) (in the context to Estimated Maximum Allowed Yield per Unit Where determined by the authority) where the authority has specified a price cap approach for the duration of the Control period pursuant to clause 3.2

OR

Proposed detailed breakup of Tariff(s) based on Clause 11.2 Where the Authority has specified a light touch approach for the duration of control period pursuant to clause 3.2 (~~strikeout whichever is not applicable~~) and (ii) Justification are correct and true to my knowledge and belief and nothing material has been concealed from.

Sd/

Place

Date: 12-09-2016




- 54 -

**Form F14(b)-Cargo Domestic**
**Domestic Outbound Cargo Terminal Storage And Processing Charges**

Year	2017-2018		2018-2019		2019-2020		2020-2021		2016-2017	
Rate	Rate in Rupees per Kilogram	Minimum rate per AWB	Rate in Rupees per Kilogram	Minimum rate per AWB	Rate in Rupees per Kilogram	Minimum rate per AWB	Rate in Rupees per Kilogram	Minimum rate per AWB	Rate in Rupees per Kilogram	Minimum rate per AWB
General Type	0.00	0.00	0.00	0.00	0.00	0.00	0.00	0.00	0.00	0.00
Special/Sensitive Cargo	0.00	0.00	0.00	0.00	0.00	0.00	0.00	0.00	0.00	0.00
Pharma Items	0.00	0.00	0.00	0.00	0.00	0.00	0.00	0.00	0.00	0.00
Live Animals	0.00	0.00	0.00	0.00	0.00	0.00	0.00	0.00	0.00	0.00
Hazardous Dangerous Goods	0.00	0.00	0.00	0.00	0.00	0.00	0.00	0.00	0.00	0.00
Valuable Goods	0.00	0.00	0.00	0.00	0.00	0.00	0.00	0.00	0.00	0.00
Perishable	0.00	0.00	0.00	0.00	0.00	0.00	0.00	0.00	0.00	0.00
Newspaper And Tv Reel Consignments	0.00	0.00	0.00	0.00	0.00	0.00	0.00	0.00	0.00	0.00
Human Remains, Coffin Including Unaccompanied Baggage Of Deceased And Human Eyes Etc.	0.00	0.00	0.00	0.00	0.00	0.00	0.00	0.00	0.00	0.00
Others	0.00	0.00	0.00	0.00	0.00	0.00	0.00	0.00	0.00	0.00

**Domestic Outbound Cargo Demurrage Charges**


Year	2017-2018		2018-2019		2019-2020		2020-2021		2016-2017	
Rate	Rate in Rupees per Kilogram	Minimum rate per AWB	Rate in Rupees per Kilogram	Minimum rate per AWB	Rate in Rupees per Kilogram	Minimum rate per AWB	Rate in Rupees per Kilogram	Minimum rate per AWB	Rate in Rupees per Kilogram	Minimum rate per AWB
General Type	0.00	0.00	0.00	0.00	0.00	0.00	0.00	0.00	0.00	0.00
Special/Sensitive Cargo	0.00	0.00	0.00	0.00	0.00	0.00	0.00	0.00	0.00	0.00



Year	2017-2018		2018-2019		2019-2020		2020-2021		2016-2017	
Pharma Items	0.00	0.00	0.00	0.00	0.00	0.00	0.00	0.00	0.00	0.00
Live Animals	0.00	0.00	0.00	0.00	0.00	0.00	0.00	0.00	0.00	0.00
Hazardous Dangerous Goods	0.00	0.00	0.00	0.00	0.00	0.00	0.00	0.00	0.00	0.00
Valuable Goods	0.00	0.00	0.00	0.00	0.00	0.00	0.00	0.00	0.00	0.00
Perishable	0.00	0.00	0.00	0.00	0.00	0.00	0.00	0.00	0.00	0.00
Newspaper And Tv Reel Consignments	0.00	0.00	0.00	0.00	0.00	0.00	0.00	0.00	0.00	0.00
Human Remains, Coffin Including Unaccompanied Baggage Of Deceased And Human Eyes Etc.	0.00	0.00	0.00	0.00	0.00	0.00	0.00	0.00	0.00	0.00
Others	0.00	0.00	0.00	0.00	0.00	0.00	0.00	0.00	0.00	0.00

**Domestic Inbound Cargo Terminal Storage And Processing Charges**

Year	2017-2018		2018-2019		2019-2020		2020-2021		2016-2017	
Rate	Rate in Rupees per Kilogram	Minimum rate per AWB	Rate in Rupees per Kilogram	Minimum rate per AWB	Rate in Rupees per Kilogram	Minimum rate per AWB	Rate in Rupees per Kilogram	Minimum rate per AWB	Rate in Rupees per Kilogram	Minimum rate per AWB
General Type	0.00	0.00	0.00	0.00	0.00	0.00	0.00	0.00	0.00	0.00
Special/Sensitive Cargo	0.00	0.00	0.00	0.00	0.00	0.00	0.00	0.00	0.00	0.00
Pharma Items	0.00	0.00	0.00	0.00	0.00	0.00	0.00	0.00	0.00	0.00
Live Animals	0.00	0.00	0.00	0.00	0.00	0.00	0.00	0.00	0.00	0.00
Hazardous Dangerous Goods	0.00	0.00	0.00	0.00	0.00	0.00	0.00	0.00	0.00	0.00
Valuable Goods	0.00	0.00	0.00	0.00	0.00	0.00	0.00	0.00	0.00	0.00
Perishable	0.00	0.00	0.00	0.00	0.00	0.00	0.00	0.00	0.00	0.00
Newspaper And Tv Reel	0.00	0.00	0.00	0.00	0.00	0.00	0.00	0.00	0.00	0.00



Year	2017-2018		2018-2019		2019-2020		2020-2021		2016-2017	
Consignments										
Human Remains, Coffin Including Unaccompanied Baggage Of Deceased And Human Eyes Etc.	0.00	0.00	0.00	0.00	0.00	0.00	0.00	0.00	0.00	0.00
Others	0.00	0.00	0.00	0.00	0.00	0.00	0.00	0.00	0.00	0.00

**Domestic Inbound Cargo Demurrage Charges**

Year	2017-2018		2018-2019		2019-2020		2020-2021		2016-2017	
Rate	Rate in Rupees per Kilogram	Minimum rate per AWB	Rate in Rupees per Kilogram	Minimum rate per AWB	Rate in Rupees per Kilogram	Minimum rate per AWB	Rate in Rupees per Kilogram	Minimum rate per AWB	Rate in Rupees per Kilogram	Minimum rate per AWB
General Type	0.00	0.00	0.00	0.00	0.00	0.00	0.00	0.00	0.00	0.00
Special/Sensitive Cargo	0.00	0.00	0.00	0.00	0.00	0.00	0.00	0.00	0.00	0.00
Pharma Items	0.00	0.00	0.00	0.00	0.00	0.00	0.00	0.00	0.00	0.00
Live Animals	0.00	0.00	0.00	0.00	0.00	0.00	0.00	0.00	0.00	0.00
Hazardous Dangerous Goods	0.00	0.00	0.00	0.00	0.00	0.00	0.00	0.00	0.00	0.00
Valuable Goods	0.00	0.00	0.00	0.00	0.00	0.00	0.00	0.00	0.00	0.00
Perishable	0.00	0.00	0.00	0.00	0.00	0.00	0.00	0.00	0.00	0.00
Newspaper And Tv Reel Consignments	0.00	0.00	0.00	0.00	0.00	0.00	0.00	0.00	0.00	0.00
Human Remains, Coffin Including Unaccompanied Baggage Of Deceased And Human Eyes Etc.	0.00	0.00	0.00	0.00	0.00	0.00	0.00	0.00	0.00	0.00
Others	0.00	0.00	0.00	0.00	0.00	0.00	0.00	0.00	0.00	0.00



**BEFORE THE AIRPORTS ECONOMIC REGULATORY AUTHORITY OF INDIA**

**AT NEW DELHI**

**SUBMISSION OF PROPOSAL OF DETERMINATION OF ANNUAL TARIFF FOR AND ON BEHALF OF:**

M/s

I, Anurag Srivastava aged 43 resident of E-9, Connaught House, Connaught Place acting in my official capacity as ISP in M/s Bird Worldwide Flight Services (India) Private Limited. having its registered office at E-9, Connaught House, Connaught Place do hereby state and affirm as under that:

1. That I am authorized to act for and on behalf of M/s Bird Worldwide Flight Services (India) Private Limited. in the matter of making submission before the Airports Economic Regulatory Authority of India, New Delhi ('the Authority')
2. I am competent to make this submission before the authority
3. I am making the submission in any official capacity and the facts stated herein are based on official records
4. The contents of the Annual tariff proposal submission which include inter alia (i) Estimated Maximum Allowed yield per unit and the proposed detailed break-up of Tariff(s) (in the context to Estimated Maximum Allowed Yield per Unit Where determined by the authority) where the authority has specified a price cap approach for the duration of the Control period pursuant to clause 3.2

OR

Proposed detailed breakup of Tariff(s) based on Clause 11.2 Where the Authority has specified a light touch approach for the duration of control period pursuant to clause 3.2 (~~strikeout whichever is not applicable~~) and (ii) Justification are correct and true to my knowledge and belief and nothing material has been concealed from.

Sd/

Place

Date: 12-09-2016



**Form F14(b)-Fuel Throughput Form**

Year	2017-2018	2018-2019	2019-2020	2020-2021	2016-2017
Fuel Farm Facility Services	0.00	0.00	0.00	0.00	0.00

— 89 —



**BEFORE THE AIRPORTS ECONOMIC REGULATORY AUTHORITY OF INDIA**

**AT NEW DELHI**

**SUBMISSION OF PROPOSAL OF DETERMINATION OF ANNUAL TARIFF FOR AND ON BEHALF OF:**

M/s

I, Anurag Srivastava aged 43 resident of E-9, Connaught House, Connaught Place acting in my official capacity as ISP in M/s Bird Worldwide Flight Services (India) Private Limited. having its registered office at E-9, Connaught House, Connaught Place do hereby state and affirm as under that:

1. That I am authorized to act for and on behalf of M/s Bird Worldwide Flight Services (India) Private Limited. in the matter of making submission before the Airports Economic Regulatory Authority of India, New Delhi ('the Authority')
2. I am competent to make this submission before the authority
3. I am making the submission in any official capacity and the facts stated herein are based on official records
4. The contents of the Annual tariff proposal submission which include inter alia (i) Estimated Maximum Allowed yield per unit and the proposed detailed break-up of Tariff(s) (in the context to Estimated Maximum Allowed Yield per Unit Where determined by the authority) where the authority has specified a price cap approach for the duration of the Control period pursuant to clause 3.2

OR

Proposed detailed breakup of Tariff(s) based on Clause 11.2 Where the Authority has specified a light touch approach for the duration of control period pursuant to clause 3.2 (~~strikeout whichever is not applicable~~) and (ii) Justification are correct and true to my knowledge and belief and nothing material has been concealed from.

Sd/

Place

Date: 12-09-2016



**Form F14(b)-Fuel Throughput-Into Plane Services**

Year	2017-2018	2017-2018	2018-2019	2018-2019	2019-2020	2019-2020	2020-2021	2020-2021	2016-2017	2016-2017
Aircraft Fuelling	0.00	0.00	0.00	0.00	0.00	0.00	0.00	0.00	0.00	0.00
Aircraft Defueling Within	0.00	0.00	0.00	0.00	0.00	0.00	0.00	0.00	0.00	0.00
Aircraft Defueling Beyond	0.00	0.00	0.00	0.00	0.00	0.00	0.00	0.00	0.00	0.00
Aircraft Refueling Defueled Product Within	0.00	0.00	0.00	0.00	0.00	0.00	0.00	0.00	0.00	0.00
Aircraft Refueling Defueled Product Beyond	0.00	0.00	0.00	0.00	0.00	0.00	0.00	0.00	0.00	0.00





**BEFORE THE AIRPORTS ECONOMIC REGULATORY AUTHORITY OF INDIA**

**AT NEW DELHI**

**SUBMISSION OF PROPOSAL OF DETERMINATION OF ANNUAL TARIFF FOR AND ON BEHALF OF:**

M/s

I, Anurag Srivastava aged 43 resident of E-9, Connaught House, Connaught Place acting in my official capacity as ISP in M/s Bird Worldwide Flight Services (India) Private Limited, having its registered office at E-9, Connaught House, Connaught Place do hereby state and affirm as under that:

1. That I am authorized to act for and on behalf of M/s Bird Worldwide Flight Services (India) Private Limited, in the matter of making submission before the Airports Economic Regulatory Authority of India, New Delhi ('the Authority')
2. I am competent to make this submission before the authority
3. I am making the submission in my official capacity and the facts stated herein are based on official records
4. The contents of the Annual tariff proposal submission which include inter alia (i) Estimated Maximum Allowed yield per unit and the proposed detailed break-up of Tariff(s) (in the context to Estimated Maximum Allowed Yield per Unit Where determined by the authority) where the authority has specified a price cap approach for the duration of the Control period pursuant to clause 3.2  
OR  
Proposed detailed breakup of Tariff(s) based on Clause 11.2 Where the Authority has specified a light touch approach for the duration of control period pursuant to clause 3.2 (~~strikeout whichever is not applicable~~) and (ii) Justification are correct and true to my knowledge and belief and nothing material has been concealed from.

Sd/

Place

Date: 12-09-2016



**Form F14(b)-Landing Charges**

Year	2017-2018	2017-2018	2018-2019	2018-2019	2019-2020	2019-2020	2020-2021	2020-2021	2016-2017	2016-2017
Upto 100 Mt	0.00	0.00	0.00	0.00	0.00	0.00	0.00	0.00	0.00	0.00
Above 200 Mt	0.00	0.00	0.00	0.00	0.00	0.00	0.00	0.00	0.00	0.00

63-



**BEFORE THE AIRPORTS ECONOMIC REGULATORY AUTHORITY OF INDIA**

**AT NEW DELHI**

**SUBMISSION OF PROPOSAL OF DETERMINATION OF ANNUAL TARIFF FOR AND ON BEHALF OF:**

M/s

I, Anurag Srivastava aged 43 resident of E-9, Connaught House, Connaught Place acting in my official capacity as ISP in M/s Bird Worldwide Flight Services (India) Private Limited. having its registered office at E-9, Connaught House, Connaught Place do hereby state and affirm as under that:

1. That I am authorized to act for and on behalf of M/s Bird Worldwide Flight Services (India) Private Limited. in the matter of making submission before the Airports Economic Regulatory Authority of India, New Delhi ('the Authority')
2. I am competent to make this submission before the authority
3. I am making the submission in any official capacity and the facts stated herein are based on official records
4. The contents of the Annual tariff proposal submission which include inter alia (i) Estimated Maximum Allowed yield per unit and the proposed detailed break-up of Tariff(s) (in the context to Estimated Maximum Allowed Yield per Unit Where determined by the authority) where the authority has specified a price cap approach for the duration of the Control period pursuant to clause 3.2  
OR  
Proposed detailed breakup of Tariff(s) based on Clause 11.2 Where the Authority has specified a light touch approach for the duration of control period pursuant to clause 3.2 (~~strikeout whichever is not applicable~~) and (ii) Justification are correct and true to my knowledge and belief and nothing material has been concealed from.

Sd/

Place

Date: 12-09-2016



**Form F14(b)-Parking & Housing Fee**

Year	2017-2018	2017-2018	2018-2019	2018-2019	2019-2020	2019-2020	2020-2021	2020-2021	2016-2017	2016-2017
Rate Proposed	Parking Charges Rates per Hour	Housing Charges Rates per Hour	Parking Charges Rates per Hour	Housing Charges Rates per Hour	Parking Charges Rates per Hour	Housing Charges Rates per Hour	Parking Charges Rates per Hour	Housing Charges Rates per Hour	Parking Charges Rates per Hour	Housing Charges Rates per Hour
Upto 100 Mt	0.00	0.00	0.00	0.00	0.00	0.00	0.00	0.00	0.00	0.00
Above 200 Mt	0.00	0.00	0.00	0.00	0.00	0.00	0.00	0.00	0.00	0.00

AS



-65-

**BEFORE THE AIRPORTS ECONOMIC REGULARITY AUTHORITY OF INDIA**

**AT NEW DELHI**

**SUBMISSION OF PROPOSAL OF DETERMINATION OF ANNUAL TARIFF FOR AND ON BEHALF OF:**

M/s

I, Anurag Srivastava aged 43 resident of E-9, Connaught House, Connaught Place acting in my official capacity as ISP in M/s Bird Worldwide Flight Services (India) Private Limited. having its registered office at E-9, Connaught House, Connaught Place do hereby state and affirm as under that:

1. That I am authorized to act for and on behalf of M/s Bird Worldwide Flight Services (India) Private Limited. in the matter of making submission before the Airports Economic Regulatory Authority of India, New Delhi ('the Authority')
2. I am competent to make this submission before the authority
3. I am making the submission in any official capacity and the facts stated herein are based on official records
4. The contents of the Annual tariff proposal submission which include inter alia (i) Estimated Maximum Allowed yield per unit and the proposed detailed break-up of Tariff(s) (in the context to Estimated Maximum Allowed Yield per Unit Where determined by the authority) where the authority has specified a price cap approach for the duration of the Control period pursuant to clause 3.2

OR

Proposed detailed breakup of Tariff(s) based on Clause 11.2 Where the Authority has specified a light touch approach for the duration of control period pursuant to clause 3.2 (~~strikeout whichever is not applicable~~) and (ii) Justification are correct and true to my knowledge and belief and nothing material has been concealed from.

Sd/


Place

Date: 12-09-2016



**Form F14(b)-Other Charges**
**2017-2018**

Standardization of Tariff Card for Airport Operator		
<b>Fuel Throughput Charges</b>	Rate Per Kilo Litre	
Fuel Throughput Charges		
<b>Passenger Service Fee (PSF) - Facilitation / User Development Fee (UDF)</b>	Rate per embarking passenger	
Domestic Passenger		
International Passenger		
<b>Note:</b>		
<b>Aerobridge Charges (Passenger Boarding Bridges)</b>	Rate Per International flight	Rate Per Domestic flight
Aerobridge Charges		
<b>Cute Counter Charges / CUSS / BRS / Common Infrastructure Charges</b>	Rate Per Departing Flight	
Domestic		
International		
<b>Extension of Service Hours (Airport) [Watch Hours]</b>	Rate (In INR) Per Hour Per Aircraft	
Domestic		
International		
Others Charges		

**2018-2019**


Standardization of Tariff Card for Airport Operator		
<b>Fuel Throughput Charges</b>	Rate Per Kilo Litre	
Fuel Throughput Charges		
<b>Passenger Service Fee (PSF) - Facilitation / User Development Fee (UDF)</b>	Rate per embarking passenger	
Domestic Passenger		
International Passenger		
<b>Note:</b>		
<b>Aerobridge Charges (Passenger Boarding Bridges)</b>	Rate Per International flight	Rate Per Domestic flight
Aerobridge Charges		
<b>Cute Counter Charges / CUSS / BRS / Common Infrastructure Charges</b>	Rate Per Departing Flight	
Domestic		
International		
<b>Extension of Service Hours (Airport) [Watch Hours]</b>	Rate (In INR) Per Hour Per Aircraft	
Domestic		
International		
Others Charges		

**2019-2020**


Standardization of Tariff Card for Airport Operator		
<b>Fuel Throughput Charges</b>	Rate Per Kilo Litre	
Fuel Throughput Charges		



Standardization of Tariff Card for Airport Operator		
<b>Passenger Service Fee (PSF) - Facilitation / User Development Fee (UDF)</b>	Rate per embarking passenger	
Domestic Passenger		
International Passenger		
<b>Note:</b>		
<b>Aerobridge Charges (Passenger Boarding Bridges)</b>	Rate Per International flight	Rate Per Domestic flight
Aerobridge Charges		
<b>Cute Counter Charges / CUSS / BRS / Common Infrastructure Charges</b>	Rate Per Departing Flight	
Domestic		
International		
<b>Extension of Service Hours (Airport) [Watch Hours]</b>	Rate (In INR) Per Hour Per Aircraft	
Domestic		
International		
Others Charges		

**2020-2021**

Standardization of Tariff Card for Airport Operator		
<b>Fuel Throughput Charges</b>	Rate Per Kilo Litre	
Fuel Throughput Charges		
<b>Passenger Service Fee (PSF) - Facilitation / User Development Fee (UDF)</b>	Rate per embarking passenger	
Domestic Passenger		





Standardization of Tariff Card for Airport Operator		
International Passenger		
<b>Note:</b>		
<b>Aerobridge Charges (Passenger Boarding Bridges)</b>	Rate Per International flight	Rate Per Domestic flight
Aerobridge Charges		
<b>Cute Counter Charges / CUSS / BRS / Common Infrastructure Charges</b>	Rate Per Departing Flight	
Domestic		
International		
<b>Extension of Service Hours (Airport) [Watch Hours]</b>	Rate (In INR) Per Hour Per Aircraft	
Domestic		
International		
Others Charges		

**2016-2017**

Standardization of Tariff Card for Airport Operator		
<b>Fuel Throughput Charges</b>	Rate Per Kilo Litre	
Fuel Throughput Charges	0.00	
<b>Passenger Service Fee (PSF) - Facilitation / User Development Fee (UDF)</b>	Rate per embarking passenger	
Domestic Passenger	0.00	
International Passenger	0.00	
<b>Note:</b>		
<b>Aerobridge Charges (Passenger Boarding Bridges)</b>	Rate Per International flight	Rate Per Domestic flight



Standardization of Tariff Card for Airport Operator		
Aerobridge Charges	0.00	0.00
<b>Cute Counter Charges / CUSS / BRS / Common Infrastructure Charges</b>	Rate Per Departing Flight	
Domestic	0.00	
International	0.00	
<b>Extension of Service Hours (Airport) [Watch Hours]</b>	Rate (In INR) Per Hour Per Aircraft	
Domestic	0.00	
International	0.00	
Others Charges	0.00	



**Schedule**

This schedule contains the various specified forms that relate to specific clause(s) of the guidelines or section(s) of the appendix as the case may be

Form A: (ref Section A1 1 of Appendix 1)

**BEFORE THE AIRPORTS ECONOMIC REGULATORY AUTHORITY OF INDIA**

**AT NEW DELHI**

**SUBMISSION OF MULTI YEAR TARIFF PROPOSAL FOR AND ON BEHALF OF**

M/s

I, Anurag Srivastava aged 43 resident of E-9, Connaught House, Connaught Place acting in my official capacity as ISP in M/s Bird Worldwide Flight Services (India) Private Limited. having its registered office at E-9, Connaught House, Connaught Place do hereby state and affirm as under that:

1. That I am authorized to act for and on behalf of M/s Bird Worldwide Flight Services (India) Private Limited. in the matter of making submission before the Airports Economic Regulatory Authority of India, New Delhi ('the Authority')
2. I am competent to make this submission before the authority
3. I am making the submission in any official capacity and the facts stated herein are based on official records
4. The contents of this submission which include inter alia (i) Business Plan (ii) Information Relating to the Regulatory Building Blocks (iii) Competition Assessment (iv) Historical and Forecasted Volumes and (v) Historical Revenues are correct and true to my knowledge and belief and nothing material has been concealed there from

Sd/

Place

Date: 12-09-2016



22-

**Form F12(a): Historical and Projected Passenger Traffic (Only for AO)**

Financial Year	2005-2006	2006-2007	2007-2008	2008-2009	2009-2010	2010-2011	2011-2012	2012-2013	2013-2014	2014-2015	2015-2016	2016-2017	2017-2018	2018-2019	2019-2020	2020-2021	2021-2022	2022-2023
Domestic Scheduled Embarking	0.00	0.00	0.00	0.00	0.00	0.00	0.00	0.00	0.00	0.00	0.00	0.00	0.00	0.00	0.00	0.00	0.00	0.00
Domestic Scheduled Disembarking	0.00	0.00	0.00	0.00	0.00	0.00	0.00	0.00	0.00	0.00	0.00	0.00	0.00	0.00	0.00	0.00	0.00	0.00
Domestic Nonscheduled Embarking	0.00	0.00	0.00	0.00	0.00	0.00	0.00	0.00	0.00	0.00	0.00	0.00	0.00	0.00	0.00	0.00	0.00	0.00
Domestic Nonscheduled Disembarking	0.00	0.00	0.00	0.00	0.00	0.00	0.00	0.00	0.00	0.00	0.00	0.00	0.00	0.00	0.00	0.00	0.00	0.00
Domestic Total	0.00	0.00	0.00	0.00	0.00	0.00	0.00	0.00	0.00	0.00	0.00	0.00	0.00	0.00	0.00	0.00	0.00	0.00
International Scheduled Embarking	0.00	0.00	0.00	0.00	0.00	0.00	0.00	0.00	0.00	0.00	0.00	0.00	0.00	0.00	0.00	0.00	0.00	0.00
International Scheduled Disembarking	0.00	0.00	0.00	0.00	0.00	0.00	0.00	0.00	0.00	0.00	0.00	0.00	0.00	0.00	0.00	0.00	0.00	0.00
International Nonscheduled Embarking	0.00	0.00	0.00	0.00	0.00	0.00	0.00	0.00	0.00	0.00	0.00	0.00	0.00	0.00	0.00	0.00	0.00	0.00

AS  
  
 New Delhi

Financial Year	2005-2006	2006-2007	2007-2008	2008-2009	2009-2010	2010-2011	2011-2012	2012-2013	2013-2014	2014-2015	2015-2016	2016-2017	2017-2018	2018-2019	2019-2020	2020-2021	2021-2022	2022-2023
International Nonscheduled Disembarking	0.00	0.00	0.00	0.00	0.00	0.00	0.00	0.00	0.00	0.00	0.00	0.00	0.00	0.00	0.00	0.00	0.00	0.00
International Total	0.00	0.00	0.00	0.00	0.00	0.00	0.00	0.00	0.00	0.00	0.00	0.00	0.00	0.00	0.00	0.00	0.00	0.00
Total Passengers	0.00	0.00	0.00	0.00	0.00	0.00	0.00	0.00	0.00	0.00	0.00	0.00	0.00	0.00	0.00	0.00	0.00	0.00
Percentage From Central Forecast	2.00	2.00	2.00	2.00	2.00	2.00	2.00	2.00	2.00	2.00	2.00	2.00	2.00	2.00	2.00	2.00	2.00	2.00
Upper Bound	0.00	0.00	0.00	0.00	0.00	0.00	0.00	0.00	0.00	0.00	0.00	0.00	0.00	0.00	0.00	0.00	0.00	0.00
Lower Bound	0.00	0.00	0.00	0.00	0.00	0.00	0.00	0.00	0.00	0.00	0.00	0.00	0.00	0.00	0.00	0.00	0.00	0.00



**Form F12 (a) - Historical and Projected Cargo Volumes in tonnes (Only for ISP)**

Financial Year	2005-2006	2006-2007	2007-2008	2008-2009	2009-2010	2010-2011	2011-2012	2012-2013	2013-2014	2014-2015	2015-2016	2016-2017	2017-2018	2018-2019	2019-2020	2020-2021	2021-2022	2022-2023
Domestic Loaded General	0.00	0.00	0.00	0.00	0.00	0.00	0.00	0.00	0.00	0.00	0.00	0.00	0.00	0.00	0.00	0.00	0.00	0.00
Domestic Loaded Perishable	0.00	0.00	0.00	0.00	0.00	0.00	0.00	0.00	0.00	0.00	0.00	0.00	0.00	0.00	0.00	0.00	0.00	0.00
Domestic Loaded Valuable	0.00	0.00	0.00	0.00	0.00	0.00	0.00	0.00	0.00	0.00	0.00	0.00	0.00	0.00	0.00	0.00	0.00	0.00
Domestic Loaded Other	0.00	0.00	0.00	0.00	0.00	0.00	0.00	0.00	0.00	0.00	0.00	0.00	0.00	0.00	0.00	0.00	0.00	0.00
Domestic Loaded Total	0.00	0.00	0.00	0.00	0.00	0.00	0.00	0.00	0.00	0.00	0.00	0.00	0.00	0.00	0.00	0.00	0.00	0.00
Domestic Unloaded General	0.00	0.00	0.00	0.00	0.00	0.00	0.00	0.00	0.00	0.00	0.00	0.00	0.00	0.00	0.00	0.00	0.00	0.00
Domestic Unloaded Perishable	0.00	0.00	0.00	0.00	0.00	0.00	0.00	0.00	0.00	0.00	0.00	0.00	0.00	0.00	0.00	0.00	0.00	0.00
Domestic Unloaded Other	0.00	0.00	0.00	0.00	0.00	0.00	0.00	0.00	0.00	0.00	0.00	0.00	0.00	0.00	0.00	0.00	0.00	0.00
Domestic Unloaded Total	0.00	0.00	0.00	0.00	0.00	0.00	0.00	0.00	0.00	0.00	0.00	0.00	0.00	0.00	0.00	0.00	0.00	0.00
Domestic Unloaded Valuable	0.00	0.00	0.00	0.00	0.00	0.00	0.00	0.00	0.00	0.00	0.00	0.00	0.00	0.00	0.00	0.00	0.00	0.00

87



Financial Year	2005-2006	2006-2007	2007-2008	2008-2009	2009-2010	2010-2011	2011-2012	2012-2013	2013-2014	2014-2015	2015-2016	2016-2017	2017-2018	2018-2019	2019-2020	2020-2021	2021-2022	2022-2023
International Loaded General	0.00	0.00	0.00	0.00	0.00	0.00	0.00	0.00	0.00	0.00	0.00	0.00	0.00	0.00	0.00	0.00	0.00	0.00
International Loaded Perishable	0.00	0.00	0.00	0.00	0.00	0.00	0.00	0.00	0.00	0.00	0.00	0.00	0.00	0.00	0.00	0.00	0.00	0.00
International Loaded Valuable	0.00	0.00	0.00	0.00	0.00	0.00	0.00	0.00	0.00	0.00	0.00	0.00	0.00	0.00	0.00	0.00	0.00	0.00
International Loaded Other	0.00	0.00	0.00	0.00	0.00	0.00	0.00	0.00	0.00	0.00	0.00	0.00	0.00	0.00	0.00	0.00	0.00	0.00
International Loaded Total	0.00	0.00	0.00	0.00	0.00	0.00	0.00	0.00	0.00	0.00	0.00	0.00	0.00	0.00	0.00	0.00	0.00	0.00
International Unloaded General	0.00	0.00	0.00	0.00	0.00	0.00	0.00	0.00	0.00	0.00	0.00	0.00	0.00	0.00	0.00	0.00	0.00	0.00
International Unloaded Perishable	0.00	0.00	0.00	0.00	0.00	0.00	0.00	0.00	0.00	0.00	0.00	0.00	0.00	0.00	0.00	0.00	0.00	0.00
International Unloaded Valuable	0.00	0.00	0.00	0.00	0.00	0.00	0.00	0.00	0.00	0.00	0.00	0.00	0.00	0.00	0.00	0.00	0.00	0.00
International	0.00	0.00	0.00	0.00	0.00	0.00	0.00	0.00	0.00	0.00	0.00	0.00	0.00	0.00	0.00	0.00	0.00	0.00



AS

-97-

Financial Year	2005-2006	2006-2007	2007-2008	2008-2009	2009-2010	2010-2011	2011-2012	2012-2013	2013-2014	2014-2015	2015-2016	2016-2017	2017-2018	2018-2019	2019-2020	2020-2021	2021-2022	2022-2023
International Unloaded Other																		
International Unloaded Total	0.00	0.00	0.00	0.00	0.00	0.00	0.00	0.00	0.00	0.00	0.00	0.00	0.00	0.00	0.00	0.00	0.00	0.00
Forecast Error Correction Band Optimistic	0.00	0.00	0.00	0.00	0.00	0.00	0.00	0.00	0.00	0.00	0.00	0.00	0.00	0.00	0.00	0.00	0.00	0.00
Forecast Error Correction Band	0.00	0.00	0.00	0.00	0.00	0.00	0.00	0.00	0.00	0.00	0.00	0.00	0.00	0.00	0.00	0.00	0.00	0.00
Forecast Error Correction Band Conservative	0.00	0.00	0.00	0.00	0.00	0.00	0.00	0.00	0.00	0.00	0.00	0.00	0.00	0.00	0.00	0.00	0.00	0.00





**Form F12(b): Forecasted Passenger Traffic (Only for AO)**

Financial Year	2010-2011	2011-2012	2012-2013	2013-2014	2014-2015	2015-2016	2016-2017	2017-2018	2018-2019	2019-2020	2020-2021	2021-2022	2022-2023
Domestic Embarking Optimistic	0.00	0.00	0.00	0.00	0.00	0.00	0.00	0.00	0.00	0.00	0.00	0.00	0.00
Domestic Embarking Mostlikely	0.00	0.00	0.00	0.00	0.00	0.00	0.00	0.00	0.00	0.00	0.00	0.00	0.00
Domestic Embarking Conservative	0.00	0.00	0.00	0.00	0.00	0.00	0.00	0.00	0.00	0.00	0.00	0.00	0.00
Domestic Disembarking Optimistic	0.00	0.00	0.00	0.00	0.00	0.00	0.00	0.00	0.00	0.00	0.00	0.00	0.00
Domestic Disembarking Mostlikely	0.00	0.00	0.00	0.00	0.00	0.00	0.00	0.00	0.00	0.00	0.00	0.00	0.00
Domestic Disembarking Conservative	0.00	0.00	0.00	0.00	0.00	0.00	0.00	0.00	0.00	0.00	0.00	0.00	0.00
Domestic Total Optimistic	0.00	0.00	0.00	0.00	0.00	0.00	0.00	0.00	0.00	0.00	0.00	0.00	0.00
Domestic Total Mostlikely	0.00	0.00	0.00	0.00	0.00	0.00	0.00	0.00	0.00	0.00	0.00	0.00	0.00
Domestic Total Conservative	0.00	0.00	0.00	0.00	0.00	0.00	0.00	0.00	0.00	0.00	0.00	0.00	0.00
International Embarking Optimistic	0.00	0.00	0.00	0.00	0.00	0.00	0.00	0.00	0.00	0.00	0.00	0.00	0.00



Financial Year	2010-2011	2011-2012	2012-2013	2013-2014	2014-2015	2015-2016	2016-2017	2017-2018	2018-2019	2019-2020	2020-2021	2021-2022	2022-2023
International Embarking Mostlikely	0.00	0.00	0.00	0.00	0.00	0.00	0.00	0.00	0.00	0.00	0.00	0.00	0.00
International Embarking Conservative	0.00	0.00	0.00	0.00	0.00	0.00	0.00	0.00	0.00	0.00	0.00	0.00	0.00
International Disembarking Optimistic	0.00	0.00	0.00	0.00	0.00	0.00	0.00	0.00	0.00	0.00	0.00	0.00	0.00
International Disembarking Mostlikely	0.00	0.00	0.00	0.00	0.00	0.00	0.00	0.00	0.00	0.00	0.00	0.00	0.00
International Disembarking Conservative	0.00	0.00	0.00	0.00	0.00	0.00	0.00	0.00	0.00	0.00	0.00	0.00	0.00
International Total Optimistic	0.00	0.00	0.00	0.00	0.00	0.00	0.00	0.00	0.00	0.00	0.00	0.00	0.00
International Total Mostlikely	0.00	0.00	0.00	0.00	0.00	0.00	0.00	0.00	0.00	0.00	0.00	0.00	0.00
International Total Conservative	0.00	0.00	0.00	0.00	0.00	0.00	0.00	0.00	0.00	0.00	0.00	0.00	0.00

66

AS



**Form F12 (b) -Historical Aircraft Movement (Only for ISP)**

Financial Year	2011-2012	2012-2013	2013-2014	2014-2015	2015-2016	2016-2017	2017-2018	2018-2019	2019-2020	2020-2021	2021-2022
Domestic Landing	0.00	1347.00	3260.00	3560.00	3,587.00	3,946	4,341	4,775	5,253	5,778	6,356
International Landing	0.00	5385.00	4584.00	5685.00	6919.00	7611.00	8372.00	9209.00	10130.00	11143.00	12257.00
Forecast Error Correction Band Optimistic	0.00	6866.64	8000.88	9429.90	7060.44	7766.28	8543.52	9397.26	10337.70	11370.96	12508.26
Forecast Error Correction Band	0.00	6732.00	7844.00	9245.00	6922.00	7614.00	8376.00	9213.00	10135.00	11148.00	12263.00
Forecast Error Correction Band Conservative	0.00	6597.36	7687.12	9060.10	6783.56	7461.72	8208.48	9028.74	9932.30	10925.04	12017.74



-89-


**Form F12(c): Historical and Projected ATM Traffic (Only for AO)**

Financial Year	2005-2006	2006-2007	2007-2008	2008-2009	2009-2010	2010-2011	2011-2012	2012-2013	2013-2014	2014-2015	2015-2016	2016-2017	2017-2018	2018-2019	2019-2020	2020-2021	2021-2022	2022-2023
Domestic Scheduled	0.00	0.00	0.00	0.00	0.00	0.00	0.00	0.00	0.00	0.00	0.00	0.00	0.00	0.00	0.00	0.00	0.00	0.00
Domestic Nonscheduled	0.00	0.00	0.00	0.00	0.00	0.00	0.00	0.00	0.00	0.00	0.00	0.00	0.00	0.00	0.00	0.00	0.00	0.00
International Scheduled	0.00	0.00	0.00	0.00	0.00	0.00	0.00	0.00	0.00	0.00	0.00	0.00	0.00	0.00	0.00	0.00	0.00	0.00
International Nonscheduled	0.00	0.00	0.00	0.00	0.00	0.00	0.00	0.00	0.00	0.00	0.00	0.00	0.00	0.00	0.00	0.00	0.00	0.00
Total Scheduled	0.00	0.00	0.00	0.00	0.00	0.00	0.00	0.00	0.00	0.00	0.00	0.00	0.00	0.00	0.00	0.00	0.00	0.00
Total Nonscheduled	0.00	0.00	0.00	0.00	0.00	0.00	0.00	0.00	0.00	0.00	0.00	0.00	0.00	0.00	0.00	0.00	0.00	0.00
Total ATM Traffic																		



**Form F12 (c) -Projected Aircraft Movement (Only for ISP)**

Financial Year	2005-2006	2006-2007	2007-2008	2008-2009	2009-2010	2010-2011	2011-2012	2012-2013	2013-2014	2014-2015	2015-2016	2016-2017	2017-2018	2018-2019	2019-2020	2020-2021	2021-2022	2022-2023
Domestic Landing Optimistic	0.00	0.00	0.00	0.00	0.00	0.00	4785.84	4977.60	5176.50	3703.62	3778.08	3853.56	3930.06	4009.62	4089.18	4170.78	0.00	0.00
Domestic Landing Most likely	0.00	0.00	0.00	0.00	0.00	0.00	4692.00	4880.00	5075.00	3631.00	3704.00	3778.00	3853.00	3931.00	4009.00	4089.00	0.00	0.00
Domestic Landing Conservative	0.00	0.00	0.00	0.00	0.00	0.00	4598.16	4782.40	4973.50	3558.38	3629.92	3702.44	3775.94	3852.38	3928.82	4007.22	0.00	0.00
Domestic Landing Total	0.00	0.00	0.00	0.00	0.00	0.00	4692.00	4880.00	5075.00	3631.00	3704.00	3778.00	3853.00	3931.00	4009.00	4089.00	0.00	0.00
International Landing Optimistic	0.00	0.00	0.00	0.00	0.00	0.00	8083.50	8406.84	8742.42	5914.98	6033.30	6153.66	6277.08	6402.54	6530.04	6660.60	0.00	0.00
International Landing Conservative	0.00	0.00	0.00	0.00	0.00	0.00	7766.50	8077.16	8399.58	5683.02	5796.70	5912.34	6030.92	6151.46	6273.96	6399.40	0.00	0.00
International Landing Total	0.00	0.00	0.00	0.00	0.00	0.00	7925.00	8242.00	8571.00	5799.00	5915.00	6033.00	6154.00	6277.00	6402.00	6530.00	0.00	0.00
Forecast Error Correction Band Optimistic	0.00	0.00	0.00	0.00	0.00	0.00	12869.34	13384.44	13918.92	9618.60	9811.38	10007.22	10207.14	10412.16	10619.22	10831.38	0.00	0.00




Financial Year	2005-2006	2006-2007	2007-2008	2008-2009	2009-2010	2010-2011	2011-2012	2012-2013	2013-2014	2014-2015	2015-2016	2016-2017	2017-2018	2018-2019	2019-2020	2020-2021	2021-2022	2022-2023
Forecast Error Correction Band	0.00	0.00	0.00	0.00	0.00	0.00	12617.00	13122.00	13646.00	9430.00	9619.00	9811.00	10007.00	10208.00	10411.00	10619.00	0.00	0.00
Forecast Error Correction Band Conservative	0.00	0.00	0.00	0.00	0.00	0.00	12364.66	12859.56	13373.08	9241.40	9426.62	9614.78	9806.86	10003.84	10202.78	10406.62	0.00	0.00



**Form F12(d): Historical and Projected Cargo Volumes in tonnes (Only for AO)**


Financial Year	2005-2006	2006-2007	2007-2008	2008-2009	2009-2010	2010-2011	2011-2012	2012-2013	2013-2014	2014-2015	2015-2016	2016-2017	2017-2018	2018-2019	2019-2020	2020-2021	2021-2022	2022-2023
Domestic Loaded General	0.00	0.00	0.00	0.00	0.00	0.00	0.00	0.00	0.00	0.00	0.00	0.00	0.00	0.00	0.00	0.00	0.00	0.00
Domestic Loaded Perishable	0.00	0.00	0.00	0.00	0.00	0.00	0.00	0.00	0.00	0.00	0.00	0.00	0.00	0.00	0.00	0.00	0.00	0.00
Domestic Loaded Valuable	0.00	0.00	0.00	0.00	0.00	0.00	0.00	0.00	0.00	0.00	0.00	0.00	0.00	0.00	0.00	0.00	0.00	0.00
Domestic Loaded Other	0.00	0.00	0.00	0.00	0.00	0.00	0.00	0.00	0.00	0.00	0.00	0.00	0.00	0.00	0.00	0.00	0.00	0.00
Domestic Loaded Total	0.00	0.00	0.00	0.00	0.00	0.00	0.00	0.00	0.00	0.00	0.00	0.00	0.00	0.00	0.00	0.00	0.00	0.00
Domestic Unloaded General	0.00	0.00	0.00	0.00	0.00	0.00	0.00	0.00	0.00	0.00	0.00	0.00	0.00	0.00	0.00	0.00	0.00	0.00
Domestic Unloaded Perishable	0.00	0.00	0.00	0.00	0.00	0.00	0.00	0.00	0.00	0.00	0.00	0.00	0.00	0.00	0.00	0.00	0.00	0.00
Domestic Unloaded Valuable	0.00	0.00	0.00	0.00	0.00	0.00	0.00	0.00	0.00	0.00	0.00	0.00	0.00	0.00	0.00	0.00	0.00	0.00
Domestic Unloaded Other	0.00	0.00	0.00	0.00	0.00	0.00	0.00	0.00	0.00	0.00	0.00	0.00	0.00	0.00	0.00	0.00	0.00	0.00
Domestic Unloaded Total	0.00	0.00	0.00	0.00	0.00	0.00	0.00	0.00	0.00	0.00	0.00	0.00	0.00	0.00	0.00	0.00	0.00	0.00



- 84 -

Financial Year	2005-2006	2006-2007	2007-2008	2008-2009	2009-2010	2010-2011	2011-2012	2012-2013	2013-2014	2014-2015	2015-2016	2016-2017	2017-2018	2018-2019	2019-2020	2020-2021	2021-2022	2022-2023
International Loaded General	0.00	0.00	0.00	0.00	0.00	0.00	0.00	0.00	0.00	0.00	0.00	0.00	0.00	0.00	0.00	0.00	0.00	0.00
International Loaded Perishable	0.00	0.00	0.00	0.00	0.00	0.00	0.00	0.00	0.00	0.00	0.00	0.00	0.00	0.00	0.00	0.00	0.00	0.00
International Loaded Valuable	0.00	0.00	0.00	0.00	0.00	0.00	0.00	0.00	0.00	0.00	0.00	0.00	0.00	0.00	0.00	0.00	0.00	0.00
International Loaded Other	0.00	0.00	0.00	0.00	0.00	0.00	0.00	0.00	0.00	0.00	0.00	0.00	0.00	0.00	0.00	0.00	0.00	0.00
International Loaded Total	0.00	0.00	0.00	0.00	0.00	0.00	0.00	0.00	0.00	0.00	0.00	0.00	0.00	0.00	0.00	0.00	0.00	0.00
International Unloaded General	0.00	0.00	0.00	0.00	0.00	0.00	0.00	0.00	0.00	0.00	0.00	0.00	0.00	0.00	0.00	0.00	0.00	0.00
International Unloaded Perishable	0.00	0.00	0.00	0.00	0.00	0.00	0.00	0.00	0.00	0.00	0.00	0.00	0.00	0.00	0.00	0.00	0.00	0.00
International Unloaded Valuable	0.00	0.00	0.00	0.00	0.00	0.00	0.00	0.00	0.00	0.00	0.00	0.00	0.00	0.00	0.00	0.00	0.00	0.00
International	0.00	0.00	0.00	0.00	0.00	0.00	0.00	0.00	0.00	0.00	0.00	0.00	0.00	0.00	0.00	0.00	0.00	0.00

85





Financial Year	2005-2006	2006-2007	2007-2008	2008-2009	2009-2010	2010-2011	2011-2012	2012-2013	2013-2014	2014-2015	2015-2016	2016-2017	2017-2018	2018-2019	2019-2020	2020-2021	2021-2022	2022-2023
Domestic Unloaded Others																		
International Unloaded Total	0.00	0.00	0.00	0.00	0.00	0.00	0.00	0.00	0.00	0.00	0.00	0.00	0.00	0.00	0.00	0.00	0.00	0.00
Forecast Error Correction Band Optimistic	0.00	0.00	0.00	0.00	0.00	0.00	0.00	0.00	0.00	0.00	0.00	0.00	0.00	0.00	0.00	0.00	0.00	0.00
Forecast Error Correction Band	0.00	0.00	0.00	0.00	0.00	0.00	0.00	0.00	0.00	0.00	0.00	0.00	0.00	0.00	0.00	0.00	0.00	0.00
Forecast Error Correction Band Conservative	0.00	0.00	0.00	0.00	0.00	0.00	0.00	0.00	0.00	0.00	0.00	0.00	0.00	0.00	0.00	0.00	0.00	0.00

-86-



**Form F12 (d) - Historical and Projected Fuel Throughput in kilolitres (Only for ISP)**

Financial Year	2005-2006	2006-2007	2007-2008	2008-2009	2009-2010	2010-2011	2011-2012	2012-2013	2013-2014	2014-2015	2015-2016	2016-2017	2017-2018	2018-2019	2019-2020	2020-2021	2021-2022	2022-2023
Reliance	0.00	0.00	0.00	0.00	0.00	0.00	0.00	0.00	0.00	0.00	0.00	0.00	0.00	0.00	0.00	0.00	0.00	0.00
IOCL	0.00	0.00	0.00	0.00	0.00	0.00	0.00	0.00	0.00	0.00	0.00	0.00	0.00	0.00	0.00	0.00	0.00	0.00
BPCL	0.00	0.00	0.00	0.00	0.00	0.00	0.00	0.00	0.00	0.00	0.00	0.00	0.00	0.00	0.00	0.00	0.00	0.00
HPCL	0.00	0.00	0.00	0.00	0.00	0.00	0.00	0.00	0.00	0.00	0.00	0.00	0.00	0.00	0.00	0.00	0.00	0.00
Domestic Flights	0.00	0.00	0.00	0.00	0.00	0.00	0.00	0.00	0.00	0.00	0.00	0.00	0.00	0.00	0.00	0.00	0.00	0.00
International Flights	0.00	0.00	0.00	0.00	0.00	0.00	0.00	0.00	0.00	0.00	0.00	0.00	0.00	0.00	0.00	0.00	0.00	0.00
Forecast Error Correction Band Optimistic	0.00	0.00	0.00	0.00	0.00	0.00	0.00	0.00	0.00	0.00	0.00	0.00	0.00	0.00	0.00	0.00	0.00	0.00
Forecast Error Correction Band	0.00	0.00	0.00	0.00	0.00	0.00	0.00	0.00	0.00	0.00	0.00	0.00	0.00	0.00	0.00	0.00	0.00	0.00
Forecast Error Correction Band Conservative	0.00	0.00	0.00	0.00	0.00	0.00	0.00	0.00	0.00	0.00	0.00	0.00	0.00	0.00	0.00	0.00	0.00	0.00



**Form F12(e): Historical and Projected ATM Traffic by Aircraft Type and Aircraft Weight**

Financial Year	2014-2015	2015-2016	2016-2017	2017-2018	2018-2019	2019-2020	2020-2021
Type 1	0.00	0.00	0.00	0.00	0.00	0.00	0.00
Type 1	0.00	0.00	0.00	0.00	0.00	0.00	0.00
Type 3	0.00	0.00	0.00	0.00	0.00	0.00	0.00
Type 4	0.00	0.00	0.00	0.00	0.00	0.00	0.00
Other Type 1	0.00	0.00	0.00	0.00	0.00	0.00	0.00
Other Type 2	0.00	0.00	0.00	0.00	0.00	0.00	0.00
Other Type 3	0.00	0.00	0.00	0.00	0.00	0.00	0.00
Other Type 4	0.00	0.00	0.00	0.00	0.00	0.00	0.00
Other Type 5	0.00	0.00	0.00	0.00	0.00	0.00	0.00
Total Aircraft Type Traffic	0.00	0.00	0.00	0.00	0.00	0.00	0.00
Weight Category 1	0.00	0.00	0.00	0.00	0.00	0.00	0.00
Weight Category 2	0.00	0.00	0.00	0.00	0.00	0.00	0.00
Weight Category 3	0.00	0.00	0.00	0.00	0.00	0.00	0.00
Other Weight 1	0.00	0.00	0.00	0.00	0.00	0.00	0.00
Other Weight 2	0.00	0.00	0.00	0.00	0.00	0.00	0.00
Other Weight 3	0.00	0.00	0.00	0.00	0.00	0.00	0.00
Other Weight 4	0.00	0.00	0.00	0.00	0.00	0.00	0.00
Other Weight 5	0.00	0.00	0.00	0.00	0.00	0.00	0.00
Total Aircraft Weight Traffic	0.00	0.00	0.00	0.00	0.00	0.00	0.00



**Form F12(f): Historical and Projected Average Passenger per ATM**

Financial Year	2014-2015	2015-2016	2016-2017	2017-2018	2018-2019	2019-2020	2020-2021
Aircraft Type 1	NA	NA	NA	NA	NA	NA	NA
Aircraft Type 2	NA	NA	NA	NA	NA	NA	NA
Aircraft Type 3	NA	NA	NA	NA	NA	NA	NA
Aircraft Type 4	NA	NA	NA	NA	NA	NA	NA



**Form F12(g): Historical and Projected Fuel Throughput in kilolitres**

Financial Year	2014-2015	2015-2016	2016-2017	2017-2018	2018-2019	2019-2020	2020-2021
Reliance	0.00	0.00	0.00	0.00	0.00	0.00	0.00
IOCL	0.00	0.00	0.00	0.00	0.00	0.00	0.00
BPCL	0.00	0.00	0.00	0.00	0.00	0.00	0.00
HPCL	0.00	0.00	0.00	0.00	0.00	0.00	0.00
Other 1	0.00	0.00	0.00	0.00	0.00	0.00	0.00
Other 2	0.00	0.00	0.00	0.00	0.00	0.00	0.00
Domestic Flight	0.00	0.00	0.00	0.00	0.00	0.00	0.00
International Flight	0.00	0.00	0.00	0.00	0.00	0.00	0.00
Total	0.00	0.00	0.00	0.00	0.00	0.00	0.00





**Form F11(a): Details of Employees Staff Strength**

Financial Year	2014-2015	2015-2016	2016-2017	2017-2018	2018-2019	2019-2020	2020-2021
APD	0.00	0.00	0.00	0.00	0.00	0.00	0.00
ATC/ Operations	422.00	422.00	422.00	422.00	422.00	422.00	422.00
CNS	0.00	0.00	0.00	0.00	0.00	0.00	0.00
Human Resource	3.00	3.00	3.00	3.00	3.00	3.00	3.00
Official Language	0.00	0.00	0.00	0.00	0.00	0.00	0.00
Finance	3.00	3.00	3.00	3.00	3.00	3.00	3.00
Terminal Management	0.00	0.00	0.00	0.00	0.00	0.00	0.00
Housekeeping							
Engineering	32.00	32.00	32.00	32.00	32.00	32.00	32.00
Commercial	0.00	0.00	0.00	0.00	0.00	0.00	0.00
Land Management	0.00	0.00	0.00	0.00	0.00	0.00	0.00
Security	0.00	0.00	0.00	0.00	0.00	0.00	0.00
Mt Workshop	0.00	0.00	0.00	0.00	0.00	0.00	0.00
Fire	0.00	0.00	0.00	0.00	0.00	0.00	0.00
Medical	0.00	0.00	0.00	0.00	0.00	0.00	0.00
Cargo	0.00	0.00	0.00	0.00	0.00	0.00	0.00
Other 1	9.00	9.00	9.00	9.00	9.00	9.00	9.00
Other 2	0.00	0.00	0.00	0.00	0.00	0.00	0.00
Other 3	0.00	0.00	0.00	0.00	0.00	0.00	0.00
Other 4	0.00	0.00	0.00	0.00	0.00	0.00	0.00
Total Full Time Employees	469.00	469.00	469.00	469.00	460.00	460.00	469.00
Other 5	220.00	220.00	0.00	0.00	0.00	0.00	0.00
Other 6	0.00	0.00	0.00	0.00	0.00	0.00	0.00
Department Wise Parttime Contractual Employee	220.00	220.00	0.00	0.00	0.00	0.00	0.00
Total Particulars	689.00	689.00	469.00	469.00	460.00	460.00	469.00



- 91 -

**Form F11(b): Payroll Related Expenditure and Provisions (Only for AO)**

Financial Year	2014-2015	2015-2016	2016-2017	2017-2018	2018-2019	2019-2020	2020-2021
Salary And Wages	0.00	0.00	0.00	0.00	0.00	0.00	0.00
Overtime	0.00	0.00	0.00	0.00	0.00	0.00	0.00
Staff Welfare Fund	0.00	0.00	0.00	0.00	0.00	0.00	0.00
Medical Expenses	0.00	0.00	0.00	0.00	0.00	0.00	0.00
Provident Fund Contribution	0.00	0.00	0.00	0.00	0.00	0.00	0.00
Other 1	0.00	0.00	0.00	0.00	0.00	0.00	0.00
Other 2	0.00	0.00	0.00	0.00	0.00	0.00	0.00
Other 3	0.00	0.00	0.00	0.00	0.00	0.00	0.00
Appointment Of Provisions Made At Chq	0.00	0.00	0.00	0.00	0.00	0.00	0.00
Total Staff Cost	0.00	0.00	0.00	0.00	0.00	0.00	0.00
Employee Expenses Capitalized	0.00	0.00	0.00	0.00	0.00	0.00	0.00
Net Employee Expenses	0.00	0.00	0.00	0.00	0.00	0.00	0.00

2/2





**F11(b): Payroll Related Expenditure and Provisions (Only for ISP)**

Financial Year	2014-2015	2015-2016	2016-2017	2017-2018	2018-2019	2019-2020	2020-2021
Salary And Wages	123757531.00	146351774.00	190257306.00	224503621.00	264914273.00	312598842.00	368866634.00
Overtime	0.00	0.00	0.00	0.00	0.00	0.00	0.00
Other Staff Benefits	3317693.00	5002419.00	6002903.00	7203484.00	8644181.00	10373017.00	12447620.00
Medical Expenses	0.00	0.00	0.00	0.00	0.00	0.00	0.00
Provident Fund Expenses	6225775.00	11469171.00	13763005.00	16515606.00	19818727.00	23782472.00	28538966.00
Other 1	0.00	0.00	0.00	0.00	0.00	0.00	0.00
Other 2	0.00	0.00	0.00	0.00	0.00	0.00	0.00
Other 3	0.00	0.00	0.00	0.00	0.00	0.00	0.00
Grand Total	133300999.00	162823364.00	210023214.00	248222711.00	293377181.00	346754331.00	409853220.00
Employee Expenses Capitalised	0.00	0.00	0.00	0.00	0.00	0.00	0.00
Total Staff Cost	133300999.00	162823364.00	210023214.00	248222711.00	293377181.00	346754331.00	409853220.00

-93-



**Form F11(c): Admin & General Expenses**

Financial Year	2014-2015	2015-2016	2016-2017	2017-2018	2018-2019	2019-2020	2020-2021
Director Sitting Fees	0.00	0.00	0.00	0.00	0.00	0.00	0.00
Rent Rate Taxes	9809186.00	11876378.00	12707724.00	13597265.00	14549074.00	15567509.00	16657235.00
Municipal Taxes	0.00	0.00	0.00	0.00	0.00	0.00	0.00
Insurance	1585069.00	1600000.00	1550000.00	1550000.00	1550000.00	1550000.00	1550000.00
Advtg Publicity	1978003.00	2300000.00	2415000.00	2535750.00	2662538.00	2795665.00	2935448.00
Office Expenses	0.00	0.00	0.00	0.00	0.00	0.00	0.00
Telephone Charges	794123.00	850000.00	935000.00	1028500.00	1131350.00	1244485.00	1368934.00
Printing And Stationery	649669.00	750000.00	787500.00	826875.00	868219.00	911630.00	957212.00
Watch And Ward Expenses	0.00	0.00	0.00	0.00	0.00	0.00	0.00
Travelling Expenses	22072462.00	27000000.00	29700000.00	32670000.00	35937000.00	39530700.00	43483770.00
Other Administrative Charges 1	52441831.00	61105025.00	78055047.00	85417542.00	93007844.00	100838284.00	108922197.00
Other Administrative Charges 2	0.00	0.00	0.00	0.00	0.00	0.00	0.00
Legal Expenses	17773613.00	18000000.00	15000000.00	15000000.00	15000000.00	15000000.00	15000000.00
Audit Fees	66909.00	66909.00	66909.00	66909.00	66909.00	66909.00	66909.00
Other Legal Expense 1	0.00	0.00	0.00	0.00	0.00	0.00	0.00
Other Legal Expense 2	0.00	0.00	0.00	0.00	0.00	0.00	0.00
Fees Paid To Outsiders (consultancy / Advisory)	0.00	0.00	0.00	0.00	0.00	0.00	0.00
Conservancy Charges	0.00	0.00	0.00	0.00	0.00	0.00	0.00
Hire Charges Car Jeep	0.00	0.00	0.00	0.00	0.00	0.00	0.00
Other Consultancy Expense	0.00	0.00	0.00	0.00	0.00	0.00	0.00
Other 1	0.00	0.00	0.00	0.00	0.00	0.00	0.00
Other 2	0.00	0.00	0.00	0.00	0.00	0.00	0.00
Grand Total	107170865.00	123548312.00	141217180.00	152692841.00	164772934.00	177505182.00	190941705.00



Financial Year	2014-2015	2015-2016	2016-2017	2017-2018	2018-2019	2019-2020	2020-2021
Apportionment Of Admn. Expenses (Overhead Expenses Other Than Employees Related)	0.00	0.00	0.00	0.00	0.00	0.00	0.00
Administration And General Expenses Capitalized	0.00	0.00	0.00	0.00	0.00	0.00	0.00
Net Administration & General Expenses	107170865.00	123548312.00	141217180.00	152692841.00	164772934.00	177505182.00	190941705.00



95-

**Form F11(d): Repair & Maintenance Expenditure**

Financial Year	2014-2015	2015-2016	2016-2017	2017-2018	2018-2019	2019-2020	2020-2021
Civil	191578.00	191578.00	200000.00	200000.00	200000.00	200000.00	200000.00
Electrical	0.00	0.00	0.00	0.00	0.00	0.00	0.00
Vehicles	0.00	0.00	0.00	0.00	0.00	0.00	0.00
Equipment And Furniture	2542451.00	2909578.00	3200536.00	3520590.00	3872649.00	4259914.00	4685905.00
Electronics	0.00	0.00	0.00	0.00	0.00	0.00	0.00
Other 1	0.00	0.00	0.00	0.00	0.00	0.00	0.00
Other 2	0.00	0.00	0.00	0.00	0.00	0.00	0.00
Other 3	0.00	0.00	0.00	0.00	0.00	0.00	0.00
Other 4	0.00	0.00	0.00	0.00	0.00	0.00	0.00
Total (R & M Exp.)	2734029.00	3101156.00	3400536.00	3720590.00	4072649.00	4459914.00	4885905.00



**Form F11(e): Utilities & Outsourcing Expenses**

Financial Year	2014-2015	2015-2016	2016-2017	2017-2018	2018-2019	2019-2020	2020-2021
Electricity Unit Consumed	89115.00	99374.00	106330.00	113774.00	121378.00	130259.00	139378.00
Unit Cost	8.50	8.50	8.50	8.50	8.50	8.50	8.50
Power Charges	757477.50	844679.00	903805.00	967079.00	1034771.00	1107201.50	1184713.00
Water Charges	0.00	0.00	0.00	0.00	0.00	0.00	0.00
Airfield Service And Facilities	0.00	0.00	0.00	0.00	0.00	0.00	0.00
Terminals	0.00	0.00	0.00	0.00	0.00	0.00	0.00
Maintenance	0.00	0.00	0.00	0.00	0.00	0.00	0.00
Cleaning	0.00	0.00	0.00	0.00	0.00	0.00	0.00
Consumption Of Stores & Spares	0.00	0.00	0.00	0.00	0.00	0.00	0.00
Other 1	0.00	0.00	0.00	0.00	0.00	0.00	0.00
Grand Total (A)	757477.50	844679.00	903805.00	967079.00	1034771.00	1107201.50	1184713.00
Utilities And Outsourcing Expenses Capitalised (B)	0.00	0.00	0.00	0.00	0.00	0.00	0.00
Utilities And Outsourcing Expenses (A-B)	757477.50	844679.00	903805.00	967079.00	1034771.00	1107201.50	1184713.00



**Form F11(f): Other Outflows**

Financial Year	2014-2015	2015-2016	2016-2017	2017-2018	2018-2019	2019-2020	2020-2021
Landing Discount	0.00	0.00	0.00	0.00	0.00	0.00	0.00
Collection Charges On PSF(F)	0.00	0.00	0.00	0.00	0.00	0.00	0.00
Consumption Of Pol	0.00	0.00	0.00	0.00	0.00	0.00	0.00
Consumption Of Other Consumables	0.00	0.00	0.00	0.00	0.00	0.00	0.00
Provision For Taxation	58114311.00	57469158.00	51820841.00	56294999.00	60134462.00	60205635.00	59134264.00
Licence Fee	0.00	0.00	0.00	0.00	0.00	0.00	0.00
Royalty	246781739.00	330836343.00	366919978.00	391111976.00	418723174.00	460095491.00	505605040.00
Revenue Share	0.00	0.00	0.00	0.00	0.00	0.00	0.00
Other 1	0.00	0.00	0.00	0.00	0.00	0.00	0.00
Other 2	0.00	0.00	0.00	0.00	0.00	0.00	0.00
Other 3	0.00	0.00	0.00	0.00	0.00	0.00	0.00
Grand Total	246781739.00	330836343.00	366919978.00	391111976.00	418723174.00	460095491.00	505605040.00



**Form F11(g): Current Assets and liabilities**

Financial Year	2014-2015	2015-2016	2016-2017	2017-2018	2018-2019	2019-2020	2020-2021
Sundry Debtors	121965032.00	191456290.00	229747548.00	275697058.00	317051617.00	348756779.00	383632457.00
Cash And Bank Balances	1035902.00	1294878.00	1489110.00	1712477.00	1969349.00	2264751.00	2604464.00
Inventories	0.00	0.00	0.00	0.00	0.00	0.00	0.00
Other Current Assets	25731408.00	30469383.00	33090682.00	36007720.00	39259985.00	42057815.00	45079019.00
Loans And Advances	88000097.00	124426295.00	171221332.00	235990514.00	325737531.00	431997019.00	574285031.00
Other 1	0.00	0.00	0.00	0.00	0.00	0.00	0.00
<b>Total Assets Loans</b>	<b>236732439.00</b>	<b>347646846.00</b>	<b>435548672.00</b>	<b>549407769.00</b>	<b>684018482.00</b>	<b>825076364.00</b>	<b>1005600971.00</b>
Liabilities	10619029.00	5884505.00	6031618.00	6182408.00	6336968.00	6495392.00	6657777.00
Sundry Creditors	11025598.00	15900921.00	23866233.00	44415142.00	70453468.00	87735975.00	142329671.00
Liabilities Towards Suppliers	0.00	0.00	0.00	0.00	0.00	0.00	0.00
Provisions	2921818.00	3035316.00	3153270.00	3275856.00	3403256.00	3535662.00	3673271.00
Other 2	0.00	0.00	0.00	0.00	0.00	0.00	0.00
<b>Total Liabilities Provisions</b>	<b>24566445.00</b>	<b>24820742.00</b>	<b>33051121.00</b>	<b>53873406.00</b>	<b>80193692.00</b>	<b>97767029.00</b>	<b>152660719.00</b>
<b>Net Current Assets</b>	<b>212165994.00</b>	<b>322826104.00</b>	<b>402497551.00</b>	<b>495534363.00</b>	<b>603824790.00</b>	<b>727309335.00</b>	<b>852940252.00</b>







**Form F13(a): Historical Tariff (S) & Revenue From Regulated Services**

Financial Year	2014-2015	2015-2016	2016-2017	2017-2018	2018-2019	2019-2020	2020-2021
Landing Charges Domestic	0.00	0.00	0.00	0.00	0.00	0.00	0.00
Landing Charges International	0.00	0.00	0.00	0.00	0.00	0.00	0.00
Total Landing Charges	0.00	0.00	0.00	0.00	0.00	0.00	0.00
Housing And Parking Charges	0.00	0.00	0.00	0.00	0.00	0.00	0.00
PSF(Facilitation)	0.00	0.00	0.00	0.00	0.00	0.00	0.00
UDF Domestic	0.00	0.00	0.00	0.00	0.00	0.00	0.00
UDF International	0.00	0.00	0.00	0.00	0.00	0.00	0.00
Total UDF	0.00	0.00	0.00	0.00	0.00	0.00	0.00
Throughput Charges	0.00	0.00	0.00	0.00	0.00	0.00	0.00
Ground Handling Charges	650514057.00	813707705.00	895078476.00	984586324.00	1083044957.00	1191349453.00	1310484398.00
Cute Charges	0.00	0.00	0.00	0.00	0.00	0.00	0.00
Cargo Revenue	0.00	0.00	0.00	0.00	0.00	0.00	0.00
Into Plane Services	0.00	0.00	0.00	0.00	0.00	0.00	0.00
Other 2	0.00	0.00	0.00	0.00	0.00	0.00	0.00
Total Revenue	650514057.00	813707705.00	895078476.00	984586324.00	1083044957.00	1191349453.00	1310484398.00



**Form F13(b): Historical & Projected Revenue From other than Regulated Services**

Financial Year	2014-2015	2015-2016	2016-2017	2017-2018	2018-2019	2019-2020	2020-2021
Restaurants Snacks Bar	0.00	0.00	0.00	0.00	0.00	0.00	0.00
Tr Stall	0.00	0.00	0.00	0.00	0.00	0.00	0.00
Hoarding Display	0.00	0.00	0.00	0.00	0.00	0.00	0.00
Other Trading Concessions 1	0.00	0.00	0.00	0.00	0.00	0.00	0.00
Other Trading Concessions 2	0.00	0.00	0.00	0.00	0.00	0.00	0.00
Other Trading Concessions 3	0.00	0.00	0.00	0.00	0.00	0.00	0.00
Land Leases	0.00	0.00	0.00	0.00	0.00	0.00	0.00
Residential Building	0.00	0.00	0.00	0.00	0.00	0.00	0.00
Non Residential Building	0.00	0.00	0.00	0.00	0.00	0.00	0.00
Other Rent And Services 1	0.00	0.00	0.00	0.00	0.00	0.00	0.00
Other Rent And Services 2	0.00	0.00	0.00	0.00	0.00	0.00	0.00
Other Rent And Services 3	0.00	0.00	0.00	0.00	0.00	0.00	0.00
Duty Free Shops	0.00	0.00	0.00	0.00	0.00	0.00	0.00
Car Rentals	0.00	0.00	0.00	0.00	0.00	0.00	0.00
Car Parking	0.00	0.00	0.00	0.00	0.00	0.00	0.00
Porterage	0.00	0.00	0.00	0.00	0.00	0.00	0.00
Admission Tickets	0.00	0.00	0.00	0.00	0.00	0.00	0.00
X Baggage Screening	0.00	0.00	0.00	0.00	0.00	0.00	0.00
Other Misc Income	0.00	0.00	0.00	0.00	0.00	0.00	0.00
Sale Of Scrap	0.00	0.00	0.00	0.00	0.00	0.00	0.00
Other Miscellaneous 1	26816996.00	13500000.00	14850000.00	16335000.00	17968500.00	19765350.00	21741885.00
Other Miscellaneous 2	0.00	0.00	0.00	0.00	0.00	0.00	0.00
Other Miscellaneous 3	0.00	0.00	0.00	0.00	0.00	0.00	0.00
Other Miscellaneous 4	0.00	0.00	0.00	0.00	0.00	0.00	0.00
Total Revenue Other	26816996.00	13500000.00	14850000.00	16335000.00	17968500.00	19765350.00	21741885.00

-107



Financial Year	2014-2015	2015-2016	2016-2017	2017-2018	2018-2019	2019-2020	2020-2021
Then Regulated Service							

1-103





**Form F13(a): Historical Tariff (S) & Revenue From Regulated Services**

Financial Year	2014-2015	2015-2016	2016-2017	2017-2018	2018-2019	2019-2020	2020-2021
Landing Charges Domestic	0.00	0.00	0.00	0.00	0.00	0.00	0.00
Landing Charges International	0.00	0.00	0.00	0.00	0.00	0.00	0.00
Total Landing Charges	0.00	0.00	0.00	0.00	0.00	0.00	0.00
Housing And Parking Charges	0.00	0.00	0.00	0.00	0.00	0.00	0.00
PSF(Facilitation)	0.00	0.00	0.00	0.00	0.00	0.00	0.00
UDF Domestic	0.00	0.00	0.00	0.00	0.00	0.00	0.00
UDF International	0.00	0.00	0.00	0.00	0.00	0.00	0.00
Total UDF	0.00	0.00	0.00	0.00	0.00	0.00	0.00
Throughput Charges	0.00	0.00	0.00	0.00	0.00	0.00	0.00
Ground Handling Charges	650514057.00	813707705.00	895078476.00	984586324.00	1083044957.00	1191349453.00	1310484398.00
Cute Charges	0.00	0.00	0.00	0.00	0.00	0.00	0.00
Cargo Revenue	0.00	0.00	0.00	0.00	0.00	0.00	0.00
Into Plane Services	0.00	0.00	0.00	0.00	0.00	0.00	0.00
Other 2	0.00	0.00	0.00	0.00	0.00	0.00	0.00
Total Revenue	650514057.00	813707705.00	895078476.00	984586324.00	1083044957.00	1191349453.00	1310484398.00



**Form F13(b): Historical & Projected Revenue From other than Regulated Services**

Financial Year	2014-2015	2015-2016	2016-2017	2017-2018	2018-2019	2019-2020	2020-2021
Restaurants Snacks Bar	0.00	0.00	0.00	0.00	0.00	0.00	0.00
Tr Stall	0.00	0.00	0.00	0.00	0.00	0.00	0.00
Hoarding Display	0.00	0.00	0.00	0.00	0.00	0.00	0.00
Other Trading Concessions 1	0.00	0.00	0.00	0.00	0.00	0.00	0.00
Other Trading Concessions 2	0.00	0.00	0.00	0.00	0.00	0.00	0.00
Other Trading Concessions 3	0.00	0.00	0.00	0.00	0.00	0.00	0.00
Land Leases	0.00	0.00	0.00	0.00	0.00	0.00	0.00
Residential Building	0.00	0.00	0.00	0.00	0.00	0.00	0.00
Non Residential Building	0.00	0.00	0.00	0.00	0.00	0.00	0.00
Other Rent And Services 1	0.00	0.00	0.00	0.00	0.00	0.00	0.00
Other Rent And Services 2	0.00	0.00	0.00	0.00	0.00	0.00	0.00
Other Rent And Services 3	0.00	0.00	0.00	0.00	0.00	0.00	0.00
Duty Free Shops	0.00	0.00	0.00	0.00	0.00	0.00	0.00
Car Rentals	0.00	0.00	0.00	0.00	0.00	0.00	0.00
Car Parking	0.00	0.00	0.00	0.00	0.00	0.00	0.00
Porterage	0.00	0.00	0.00	0.00	0.00	0.00	0.00
Admission Tickets	0.00	0.00	0.00	0.00	0.00	0.00	0.00
X Baggage Screening	0.00	0.00	0.00	0.00	0.00	0.00	0.00
Other Misc Income	0.00	0.00	0.00	0.00	0.00	0.00	0.00
Sale Of Scrap	0.00	0.00	0.00	0.00	0.00	0.00	0.00
Other Miscellaneous 1	26816996.00	13500000.00	14850000.00	16335000.00	17968500.00	19765350.00	21741885.00
Other Miscellaneous 2	0.00	0.00	0.00	0.00	0.00	0.00	0.00
Other Miscellaneous 3	0.00	0.00	0.00	0.00	0.00	0.00	0.00
Other Miscellaneous 4	0.00	0.00	0.00	0.00	0.00	0.00	0.00
Total Revenue Other	26816996.00	13500000.00	14850000.00	16335000.00	17968500.00	19765350.00	21741885.00

105



Financial Year	2014-2015	2015-2016	2016-2017	2017-2018	2018-2019	2019-2020	2020-2021
Then Regulated Service							

201-







## Form F7: Historical and Proposed Aggregate Revenue Requirement

### LAND

Financial Year	2015-2016	2016-2017	2017-2018	2018-2019	2019-2020	2020-2021
Original Cost Of Assets	0.00	0.00	0.00	0.00	0.00	0.00
Asset Code	0.00	0.00	0.00	0.00	0.00	0.00
ACCU. DEP.	0.00	0.00	0.00	0.00	0.00	0.00
NET Block	0.00	0.00	0.00	0.00	0.00	0.00

### RUNWAYS/TAXIWAY

Financial Year	2015-2016	2016-2017	2017-2018	2018-2019	2019-2020	2020-2021
Original Cost Of Assets	0.00	0.00	0.00	0.00	0.00	0.00
Asset Code	0.00	0.00	0.00	0.00	0.00	0.00
ACCU. DEP.	0.00	0.00	0.00	0.00	0.00	0.00
NET Block	0.00	0.00	0.00	0.00	0.00	0.00

### APRON

Financial Year	2015-2016	2016-2017	2017-2018	2018-2019	2019-2020	2020-2021
Original Cost Of Assets	0.00	0.00	0.00	0.00	0.00	0.00
Asset Code	0.00	0.00	0.00	0.00	0.00	0.00
ACCU. DEP.	0.00	0.00	0.00	0.00	0.00	0.00
NET Block	0.00	0.00	0.00	0.00	0.00	0.00

### ROADS BRIDGES

Financial Year	2015-2016	2016-2017	2017-2018	2018-2019	2019-2020	2020-2021
Original Cost Of Assets	0.00	0.00	0.00	0.00	0.00	0.00
Asset Code	0.00	0.00	0.00	0.00	0.00	0.00
ACCU. DEP.	0.00	0.00	0.00	0.00	0.00	0.00
NET Block	0.00	0.00	0.00	0.00	0.00	0.00

### TMNL BLDG

Financial Year	2015-2016	2016-2017	2017-2018	2018-2019	2019-2020	2020-2021
Original Cost Of Assets	0.00	0.00	0.00	0.00	0.00	0.00
Asset Code	0.00	0.00	0.00	0.00	0.00	0.00
ACCU. DEP.	0.00	0.00	0.00	0.00	0.00	0.00



Financial Year	2015-2016	2016-2017	2017-2018	2018-2019	2019-2020	2020-2021
NET Block	0.00	0.00	0.00	0.00	0.00	0.00

**TEMP BLDG**

Financial Year	2015-2016	2016-2017	2017-2018	2018-2019	2019-2020	2020-2021
Original Cost Of Assets	2754813.00	2754813.00	2754813.00	2754813.00	2754813.00	2754813.00
Asset Code	0.00	0.00	0.00	0.00	0.00	0.00
ACCU. DEP.	454936.00	639430.00	832519.00	1005439.00	1163084.00	1306492.00
NET Block	2299877.00	2115383.00	1922294.00	1749374.00	1591729.00	1448321.00

**RES BLDG**

Financial Year	2015-2016	2016-2017	2017-2018	2018-2019	2019-2020	2020-2021
Original Cost Of Assets	0.00	0.00	0.00	0.00	0.00	0.00
Asset Code	0.00	0.00	0.00	0.00	0.00	0.00
ACCU. DEP.	0.00	0.00	0.00	0.00	0.00	0.00
NET Block	0.00	0.00	0.00	0.00	0.00	0.00

**TEMP B/WALL**

Financial Year	2015-2016	2016-2017	2017-2018	2018-2019	2019-2020	2020-2021
Original Cost Of Assets	0.00	0.00	0.00	0.00	0.00	0.00
Asset Code	0.00	0.00	0.00	0.00	0.00	0.00
ACCU. DEP.	0.00	0.00	0.00	0.00	0.00	0.00
NET Block	0.00	0.00	0.00	0.00	0.00	0.00

**OPNL B/WALL**

Financial Year	2015-2016	2016-2017	2017-2018	2018-2019	2019-2020	2020-2021
Original Cost Of Assets	0.00	0.00	0.00	0.00	0.00	0.00
Asset Code	0.00	0.00	0.00	0.00	0.00	0.00
ACCU. DEP.	0.00	0.00	0.00	0.00	0.00	0.00
NET Block	0.00	0.00	0.00	0.00	0.00	0.00

**RES B/WALL**

Financial Year	2015-2016	2016-2017	2017-2018	2018-2019	2019-2020	2020-2021
Original Cost Of Assets	0.00	0.00	0.00	0.00	0.00	0.00
Asset Code	0.00	0.00	0.00	0.00	0.00	0.00
ACCU. DEP.	0.00	0.00	0.00	0.00	0.00	0.00



- 108 -

Financial Year	2015-2016	2016-2017	2017-2018	2018-2019	2019-2020	2020-2021
NET Block	0.00	0.00	0.00	0.00	0.00	0.00

**OTHER BLDGS**

Financial Year	2015-2016	2016-2017	2017-2018	2018-2019	2019-2020	2020-2021
Original Cost Of Assets	0.00	0.00	0.00	0.00	0.00	0.00
Asset Code	0.00	0.00	0.00	0.00	0.00	0.00
ACCU. DEP.	0.00	0.00	0.00	0.00	0.00	0.00
NET Block	0.00	0.00	0.00	0.00	0.00	0.00

**COMPUTERS**

Financial Year	2015-2016	2016-2017	2017-2018	2018-2019	2019-2020	2020-2021
Original Cost Of Assets	1265004.00	1265004.00	1265004.00	1265004.00	1265004.00	1265004.00
Asset Code	0.00	0.00	0.00	0.00	0.00	0.00
ACCU. DEP.	244164.00	490138.00	657638.00	796944.00	901061.00	983348.00
NET Block	1020840.00	774866.00	607366.00	468060.00	363943.00	281656.00

**SOFTWARE**

Financial Year	2015-2016	2016-2017	2017-2018	2018-2019	2019-2020	2020-2021
Original Cost Of Assets	0.00	0.00	0.00	0.00	0.00	0.00
Asset Code	0.00	0.00	0.00	0.00	0.00	0.00
ACCU. DEP.	0.00	0.00	0.00	0.00	0.00	0.00
NET Block	0.00	0.00	0.00	0.00	0.00	0.00

**MACHINERY**

Financial Year	2015-2016	2016-2017	2017-2018	2018-2019	2019-2020	2020-2021
Original Cost Of Assets	78406113.00	78406113.00	78406113.00	78406113.00	78406113.00	78406113.00
Asset Code	0.00	0.00	0.00	0.00	0.00	0.00
ACCU. DEP.	4895290.00	31316025.00	66074151.00	99136378.00	118173461.00	134808629.00
NET Block	73510823.00	109722138.00	144480264.00	177542491.00	196579574.00	213214742.00

**TOOLS & PLANT**

Financial Year	2015-2016	2016-2017	2017-2018	2018-2019	2019-2020	2020-2021
Original Cost Of Assets	0.00	0.00	0.00	0.00	0.00	0.00
Asset Code	0.00	0.00	0.00	0.00	0.00	0.00
ACCU. DEP.	0.00	0.00	0.00	0.00	0.00	0.00



Financial Year	2015-2016	2016-2017	2017-2018	2018-2019	2019-2020	2020-2021
NET Block	0.00	0.00	0.00	0.00	0.00	0.00

**FURNITURE-OFFICE**

Financial Year	2015-2016	2016-2017	2017-2018	2018-2019	2019-2020	2020-2021
Original Cost Of Assets	280436.00	280436.00	280436.00	280436.00	280436.00	280436.00
Asset Code	0.00	0.00	0.00	0.00	0.00	0.00
ACCU. DEP.	18620.00	41724.00	62207.00	80993.00	98155.00	113841.00
NET Block	261816.00	238712.00	218229.00	199443.00	182281.00	166595.00

**VEHICLES**

Financial Year	2015-2016	2016-2017	2017-2018	2018-2019	2019-2020	2020-2021
Original Cost Of Assets	0.00	0.00	0.00	0.00	0.00	0.00
Asset Code	0.00	0.00	0.00	0.00	0.00	0.00
ACCU. DEP.	0.00	0.00	0.00	0.00	0.00	0.00
NET Block	0.00	0.00	0.00	0.00	0.00	0.00

**CARS/JEEPS**


Financial Year	2015-2016	2016-2017	2017-2018	2018-2019	2019-2020	2020-2021
Original Cost Of Assets	0.00	0.00	0.00	0.00	0.00	0.00
Asset Code	0.00	0.00	0.00	0.00	0.00	0.00
ACCU. DEP.	0.00	0.00	0.00	0.00	0.00	0.00
NET Block	0.00	0.00	0.00	0.00	0.00	0.00

**ELECT INSTALLATION**

Financial Year	2015-2016	2016-2017	2017-2018	2018-2019	2019-2020	2020-2021
Original Cost Of Assets	0.00	0.00	0.00	0.00	0.00	0.00
Asset Code	0.00	0.00	0.00	0.00	0.00	0.00
ACCU. DEP.	0.00	0.00	0.00	0.00	0.00	0.00
NET Block	0.00	0.00	0.00	0.00	0.00	0.00

**OFFICE EQPT**

Financial Year	2015-2016	2016-2017	2017-2018	2018-2019	2019-2020	2020-2021
Original Cost Of Assets	558164.00	558164.00	558164.00	558164.00	558164.00	558164.00
Asset Code	0.00	0.00	0.00	0.00	0.00	0.00
ACCU. DEP.	71328.00	150275.00	212774.00	266703.00	311723.00	350139.00



Financial Year	2015-2016	2016-2017	2017-2018	2018-2019	2019-2020	2020-2021
NET Block	486836.00	407889.00	345390.00	291461.00	246441.00	208025.00

**ATM FURNITURE**

Financial Year	2015-2016	2016-2017	2017-2018	2018-2019	2019-2020	2020-2021
Original Cost Of Assets	0.00	0.00	0.00	0.00	0.00	0.00
Asset Code	0.00	0.00	0.00	0.00	0.00	0.00
ACCU. DEP.	0.00	0.00	0.00	0.00	0.00	0.00
NET Block	0.00	0.00	0.00	0.00	0.00	0.00

**X-RAY**

Financial Year	2015-2016	2016-2017	2017-2018	2018-2019	2019-2020	2020-2021
Original Cost Of Assets	0.00	0.00	0.00	0.00	0.00	0.00
Asset Code	0.00	0.00	0.00	0.00	0.00	0.00
ACCU. DEP.	0.00	0.00	0.00	0.00	0.00	0.00
NET Block	0.00	0.00	0.00	0.00	0.00	0.00

**CFT & FIRE FIGHTING EQPT.**

Financial Year	2015-2016	2016-2017	2017-2018	2018-2019	2019-2020	2020-2021
Original Cost Of Assets	0.00	0.00	0.00	0.00	0.00	0.00
Asset Code	0.00	0.00	0.00	0.00	0.00	0.00
ACCU. DEP.	0.00	0.00	0.00	0.00	0.00	0.00
NET Block	0.00	0.00	0.00	0.00	0.00	0.00

**Other 1**

Financial Year	2015-2016	2016-2017	2017-2018	2018-2019	2019-2020	2020-2021
Original Cost Of Assets	0.00	0.00	0.00	0.00	0.00	0.00
Asset Code	0.00	0.00	0.00	0.00	0.00	0.00
ACCU. DEP.	0.00	0.00	0.00	0.00	0.00	0.00
NET Block	0.00	0.00	0.00	0.00	0.00	0.00

**Other 2**

Financial Year	2015-2016	2016-2017	2017-2018	2018-2019	2019-2020	2020-2021
Original Cost Of Assets	0.00	0.00	0.00	0.00	0.00	0.00
Asset Code	0.00	0.00	0.00	0.00	0.00	0.00
ACCU. DEP.	0.00	0.00	0.00	0.00	0.00	0.00



Financial Year	2015-2016	2016-2017	2017-2018	2018-2019	2019-2020	2020-2021
NET Block	0.00	0.00	0.00	0.00	0.00	0.00

**Other 3**

Financial Year	2015-2016	2016-2017	2017-2018	2018-2019	2019-2020	2020-2021
Original Cost Of Assets	0.00	0.00	0.00	0.00	0.00	0.00
Asset Code	0.00	0.00	0.00	0.00	0.00	0.00
ACCU. DEP.	0.00	0.00	0.00	0.00	0.00	0.00
NET Block	0.00	0.00	0.00	0.00	0.00	0.00

**Other 4**

Financial Year	2015-2016	2016-2017	2017-2018	2018-2019	2019-2020	2020-2021
Original Cost Of Assets	0.00	0.00	0.00	0.00	0.00	0.00
Asset Code	0.00	0.00	0.00	0.00	0.00	0.00
ACCU. DEP.	0.00	0.00	0.00	0.00	0.00	0.00
NET Block	0.00	0.00	0.00	0.00	0.00	0.00

**Other 5**

Financial Year	2015-2016	2016-2017	2017-2018	2018-2019	2019-2020	2020-2021
Original Cost Of Assets	0.00	0.00	0.00	0.00	0.00	0.00
Asset Code	0.00	0.00	0.00	0.00	0.00	0.00
ACCU. DEP.	0.00	0.00	0.00	0.00	0.00	0.00
NET Block	0.00	0.00	0.00	0.00	0.00	0.00
Total Accu. Dep.	5684338.00	32637592.00	67839289.00	101286457.00	120647484.00	137562449.00
Total Net Block	77580192.00	113258988.00	147573543.00	180250829.00	198963968.00	215319339.00
Total Assets	215319339.00					
Total Asset Costs	215319339.00					




**Form F9: Formats for Forecast and Actual Roll-forward Regulatory Asset Base (RAB)**
**Opening Regulatory Asset Base (RAB)**

Financial Year	2016-2017	2017-2018	2018-2019	2019-2020	2020-2021
Land	0.00	0.00	0.00	0.00	0.00
Runways Taxiway	0.00	0.00	0.00	0.00	0.00
Apron	0.00	0.00	0.00	0.00	0.00
Roads/Bridges	0.00	0.00	0.00	0.00	0.00
Terminal Building	0.00	0.00	0.00	0.00	0.00
Temporary Building	2299877.00	2115383.00	1922294.00	1749374.00	1591729.00
Residential Building	0.00	0.00	0.00	0.00	0.00
Terminal Building Wall	0.00	0.00	0.00	0.00	0.00
Operational Building Wall	0.00	0.00	0.00	0.00	0.00
Residential Building Wall	0.00	0.00	0.00	0.00	0.00
Other Buildings	0.00	0.00	0.00	0.00	0.00
Computers	1020840.00	774866.00	607366.00	468060.00	363943.00
Software	0.00	0.00	0.00	0.00	0.00
Machinery	73510823.00	109722138.00	144480264.00	177542491.00	196579574.00
Tools And Plant	0.00	0.00	0.00	0.00	0.00
Furniture Office	261816.00	238712.00	218229.00	199443.00	182281.00
Vehicle	0.00	0.00	0.00	0.00	0.00
Cars Jeeps	0.00	0.00	0.00	0.00	0.00
Elect Installation	0.00	0.00	0.00	0.00	0.00
Office Equipment	486836.00	407889.00	345390.00	291641.00	246441.00
ATM Furniture	0.00	0.00	0.00	0.00	0.00
Xray	0.00	0.00	0.00	0.00	0.00
CFT & Fire Fighting Equipment	0.00	0.00	0.00	0.00	0.00
Other 1	0.00	0.00	0.00	0.00	0.00
Other 2	0.00	0.00	0.00	0.00	0.00
Other 3	0.00	0.00	0.00	0.00	0.00
Other 4	0.00	0.00	0.00	0.00	0.00
Other 5	0.00	0.00	0.00	0.00	0.00
<b>Total Opening Rab</b>	<b>77580192.00</b>	<b>113258988.00</b>	<b>147573543.00</b>	<b>180251009.00</b>	<b>198963968.00</b>



**Additions - WIP Capitalisation**

Financial Year	2016-2017	2017-2018	2018-2019	2019-2020	2020-2021
Land	0.00	0.00	0.00	0.00	0.00
Runways Taxiway	0.00	0.00	0.00	0.00	0.00
Apron	0.00	0.00	0.00	0.00	0.00
Roads/Bridges	0.00	0.00	0.00	0.00	0.00
Terminal Building	0.00	0.00	0.00	0.00	0.00
Temporary Building	0.00	0.00	0.00	0.00	0.00
Residential Building	0.00	0.00	0.00	0.00	0.00
Terminal Building Wall	0.00	0.00	0.00	0.00	0.00
Operational Building Wall	0.00	0.00	0.00	0.00	0.00
Residential Building Wall	0.00	0.00	0.00	0.00	0.00
Other Buildings	0.00	0.00	0.00	0.00	0.00
Computers	0.00	0.00	0.00	0.00	0.00
Software	0.00	0.00	0.00	0.00	0.00
Machinery	42500000.00	42500000.00	42500000.00	30500000.00	30500000.00
Tools And Plant	0.00	0.00	0.00	0.00	0.00
Furniture Office	0.00	0.00	0.00	0.00	0.00
Vehicle	0.00	0.00	0.00	0.00	0.00
Cars Jeeps	0.00	0.00	0.00	0.00	0.00
Elect Installation	0.00	0.00	0.00	0.00	0.00
Office Equipment	0.00	0.00	0.00	0.00	0.00
ATM Furniture	0.00	0.00	0.00	0.00	0.00
Xray	0.00	0.00	0.00	0.00	0.00
CFT & Fire Fighting Equipment	0.00	0.00	0.00	0.00	0.00
Other 1	0.00	0.00	0.00	0.00	0.00
Other 2	0.00	0.00	0.00	0.00	0.00
Other 3	0.00	0.00	0.00	0.00	0.00
Other 4	0.00	0.00	0.00	0.00	0.00
Other 5	0.00	0.00	0.00	0.00	0.00
<b>Total Wip Capitalisation</b>	<b>42500000.00</b>	<b>42500000.00</b>	<b>42500000.00</b>	<b>30500000.00</b>	<b>30500000.00</b>

**Disposals / Transfers**




Financial Year	2016-2017	2017-2018	2018-2019	2019-2020	2020-2021
Land	0.00	0.00	0.00	0.00	0.00
Runways Taxiway	0.00	0.00	0.00	0.00	0.00
Apron	0.00	0.00	0.00	0.00	0.00
Roads/Bridges	0.00	0.00	0.00	0.00	0.00
Terminal Building	0.00	0.00	0.00	0.00	0.00
Temporary Building	0.00	0.00	0.00	0.00	0.00
Residential Building	0.00	0.00	0.00	0.00	0.00
Terminal Building Wall	0.00	0.00	0.00	0.00	0.00
Operational Building Wall	0.00	0.00	0.00	0.00	0.00
Residential Building Wall	0.00	0.00	0.00	0.00	0.00
Other Buildings	0.00	0.00	0.00	0.00	0.00
Computers	0.00	0.00	0.00	0.00	0.00
Software	0.00	0.00	0.00	0.00	0.00
Machinery	0.00	0.00	0.00	0.00	0.00
Tools And Plant	0.00	0.00	0.00	0.00	0.00
Furniture Office	0.00	0.00	0.00	0.00	0.00
Vehicle	0.00	0.00	0.00	0.00	0.00
Cars Jeeps	0.00	0.00	0.00	0.00	0.00
Elect Installation	0.00	0.00	0.00	0.00	0.00
Office Equipment	0.00	0.00	0.00	0.00	0.00
ATM Furniture	0.00	0.00	0.00	0.00	0.00
Xray	0.00	0.00	0.00	0.00	0.00
CFT & Fire Fighting Equipment	0.00	0.00	0.00	0.00	0.00
Other 1	0.00	0.00	0.00	0.00	0.00
Other 2	0.00	0.00	0.00	0.00	0.00
Other 3	0.00	0.00	0.00	0.00	0.00
Other 4	0.00	0.00	0.00	0.00	0.00
Other 5	0.00	0.00	0.00	0.00	0.00
Total Disposals	0.00	0.00	0.00	0.00	0.00

**Depreciation Charge**

Financial Year	2016-2017	2017-2018	2018-2019	2019-2020	2020-2021
Land	0.00	0.00	0.00	0.00	0.00



-115-

Financial Year	2016-2017	2017-2018	2018-2019	2019-2020	2020-2021
Runways Taxiway	0.00	0.00	0.00	0.00	0.00
Apron	0.00	0.00	0.00	0.00	0.00
Roads/Bridges	0.00	0.00	0.00	0.00	0.00
Terminal Building	0.00	0.00	0.00	0.00	0.00
Temporary Building	184494.00	193089.00	172920.00	157645.00	143408.00
Residential Building	0.00	0.00	0.00	0.00	0.00
Terminal Building Wall	0.00	0.00	0.00	0.00	0.00
Operational Building Wall	0.00	0.00	0.00	0.00	0.00
Residential Building Wall	0.00	0.00	0.00	0.00	0.00
Other Buildings	0.00	0.00	0.00	0.00	0.00
Computers	245974.00	167500.00	139306.00	104117.00	82287.00
Software	0.00	0.00	0.00	0.00	0.00
Machinery	3598435.00	5051624.00	6747523.00	9532267.00	11934182.00
Tools And Plant	0.00	0.00	0.00	0.00	0.00
Furniture Office	23104.00	20483.00	18786.00	17162.00	15686.00
Vehicle	0.00	0.00	0.00	0.00	0.00
Cars Jeeps	0.00	0.00	0.00	0.00	0.00
Elect Installation	0.00	0.00	0.00	0.00	0.00
Office Equipment	78947.00	62499.00	53749.00	45200.00	38236.00
ATM Furniture	0.00	0.00	0.00	0.00	0.00
Xray	0.00	0.00	0.00	0.00	0.00
CFT & Fire Fighting Equipment	0.00	0.00	0.00	0.00	0.00
Other 1	0.00	0.00	0.00	0.00	0.00
Other 2	0.00	0.00	0.00	0.00	0.00
Other 3	0.00	0.00	0.00	0.00	0.00
Other 4	0.00	0.00	0.00	0.00	0.00
Other 5	0.00	0.00	0.00	0.00	0.00
Total Depreciation Charges	4130954.00	5495195.00	7132284.00	9856391.00	12213799.00

**Depreciation on Additions during the Year**

Financial Year	2016-2017	2017-2018	2018-2019	2019-2020	2020-2021
Land	0.00	0.00	0.00	0.00	0.00
Runways Taxiway	0.00	0.00	0.00	0.00	0.00



Financial Year	2016-2017	2017-2018	2018-2019	2019-2020	2020-2021
Apron	0.00	0.00	0.00	0.00	0.00
Roads/Bridges	0.00	0.00	0.00	0.00	0.00
Terminal Building	0.00	0.00	0.00	0.00	0.00
Temporary Building	0.00	0.00	0.00	0.00	0.00
Residential Building	0.00	0.00	0.00	0.00	0.00
Terminal Building Wall	0.00	0.00	0.00	0.00	0.00
Operational Building Wall	0.00	0.00	0.00	0.00	0.00
Residential Building Wall	0.00	0.00	0.00	0.00	0.00
Other Buildings	0.00	0.00	0.00	0.00	0.00
Computers	0.00	0.00	0.00	0.00	0.00
Software	0.00	0.00	0.00	0.00	0.00
Machinery	2690250.00	2690250.00	2690250.00	1930650.00	1930650.00
Tools And Plant	0.00	0.00	0.00	0.00	0.00
Furniture Office	0.00	0.00	0.00	0.00	0.00
Vehicle	0.00	0.00	0.00	0.00	0.00
Cars Jeeps	0.00	0.00	0.00	0.00	0.00
Elect Installation	0.00	0.00	0.00	0.00	0.00
Office Equipment	0.00	0.00	0.00	0.00	0.00
ATM Furniture	0.00	0.00	0.00	0.00	0.00
Xray	0.00	0.00	0.00	0.00	0.00
CFT & Fire Fighting Equipment	0.00	0.00	0.00	0.00	0.00
Other 1	0.00	0.00	0.00	0.00	0.00
Other 2	0.00	0.00	0.00	0.00	0.00
Other 3	0.00	0.00	0.00	0.00	0.00
Other 4	0.00	0.00	0.00	0.00	0.00
Other 5	0.00	0.00	0.00	0.00	0.00
Total Depreciation Additions	2690250.00	2690250.00	2690250.00	1930650.00	1930650.00
Total Depreciation	6821204.00	8185445.00	9822534.00	11787041.00	14144449.00

**Closing Regulatory Asset Base (RAB)**

Financial Year	2016-2017	2017-2018	2018-2019	2019-2020	2020-2021
Land	0.00	0.00	0.00	0.00	0.00
Runways Taxiway	0.00	0.00	0.00	0.00	0.00



Financial Year	2016-2017	2017-2018	2018-2019	2019-2020	2020-2021
Apron	0.00	0.00	0.00	0.00	0.00
Roads/Bridges	0.00	0.00	0.00	0.00	0.00
Terminal Building	0.00	0.00	0.00	0.00	0.00
Temporary Building	2115383.00	1922294.00	1749374.00	1591729.00	1448321.00
Residential Building	0.00	0.00	0.00	0.00	0.00
Terminal Building Wall	0.00	0.00	0.00	0.00	0.00
Operational Building Wall	0.00	0.00	0.00	0.00	0.00
Residential Building Wall	0.00	0.00	0.00	0.00	0.00
Other Buildings	0.00	0.00	0.00	0.00	0.00
Computers	774866.00	607366.00	468060.00	363943.00	281656.00
Software	0.00	0.00	0.00	0.00	0.00
Machinery	109722138.00	144480264.00	177542491.00	196579574.00	213214742.00
Tools And Plant	0.00	0.00	0.00	0.00	0.00
Furniture Office	238712.00	218229.00	199443.00	182281.00	166595.00
Vehicle	0.00	0.00	0.00	0.00	0.00
Cars Jeeps	0.00	0.00	0.00	0.00	0.00
Elect Installation	0.00	0.00	0.00	0.00	0.00
Office Equipment	407889.00	345390.00	291641.00	246441.00	208205.00
ATM Furniture	0.00	0.00	0.00	0.00	0.00
Xray	0.00	0.00	0.00	0.00	0.00
CFT & Fire Fighting Equipment	0.00	0.00	0.00	0.00	0.00
Other 1	0.00	0.00	0.00	0.00	0.00
Other 2	0.00	0.00	0.00	0.00	0.00
Other 3	0.00	0.00	0.00	0.00	0.00
Other 4	0.00	0.00	0.00	0.00	0.00
Other 5	0.00	0.00	0.00	0.00	0.00
Total Closing Rab	113258988.00	147573543.00	180251009.00	198963968.00	215319519.00
Average Rab	95419590.00	130416265.50	163912276.00	189607488.50	207141743.50



**Form F10(a): Capital Project completed before review of ROLL-Forward of Regulatory Asset Base**
**Project 1**

WIP OB	0.00				
Project Type	NA				
Financial Year	2016-2017	2017-2018	2018-2019	2019-2020	2020-2021
Capex	0.00	0.00	0.00	0.00	0.00
Completion Cost	0.00	0.00	0.00	0.00	0.00
Cdate	2016-03-21	2016-03-21	2016-03-21	2016-03-21	2016-03-21
Wip	0.00	0.00	0.00	0.00	0.00

**Project 2**

WIP OB	0.00				
Project Type	NA				
Financial Year	2016-2017	2017-2018	2018-2019	2019-2020	2020-2021
Capex	0.00	0.00	0.00	0.00	0.00
Completion Cost	0.00	0.00	0.00	0.00	0.00
Cdate	2016-03-21	2016-03-21	2016-03-21	2016-03-21	2016-03-21
Wip	0.00	0.00	0.00	0.00	0.00

**Project 3**

WIP OB	0.00				
Project Type	NA				
Financial Year	2016-2017	2017-2018	2018-2019	2019-2020	2020-2021
Capex	0.00	0.00	0.00	0.00	0.00
Completion Cost	0.00	0.00	0.00	0.00	0.00
Cdate	2016-03-21	2016-03-21	2016-03-21	2016-03-21	2016-03-21
Wip	0.00	0.00	0.00	0.00	0.00

**Project 4**

WIP OB	0.00				
Project Type	NA				
Financial Year	2016-2017	2017-2018	2018-2019	2019-2020	2020-2021
Capex	0.00	0.00	0.00	0.00	0.00
Completion Cost	0.00	0.00	0.00	0.00	0.00



Financial Year	2016-2017	2017-2018	2018-2019	2019-2020	2020-2021
Cdate	2016-03-21	2016-03-21	2016-03-21	2016-03-21	2016-03-21
Wip	0.00	0.00	0.00	0.00	0.00

**Project 5**

WIP OB	0.00				
Project Type	NA				
Financial Year	2016-2017	2017-2018	2018-2019	2019-2020	2020-2021
Capex	0.00	0.00	0.00	0.00	0.00
Completion Cost	0.00	0.00	0.00	0.00	0.00
Cdate	2016-03-21	2016-03-21	2016-03-21	2016-03-21	2016-03-21
Wip	0.00	0.00	0.00	0.00	0.00

**Project 6**

WIP OB	0.00				
Project Type	NA				
Financial Year	2016-2017	2017-2018	2018-2019	2019-2020	2020-2021
Capex	0.00	0.00	0.00	0.00	0.00
Completion Cost	0.00	0.00	0.00	0.00	0.00
Cdate	2016-03-21	2016-03-21	2016-03-21	2016-03-21	2016-03-21
Wip	0.00	0.00	0.00	0.00	0.00

**Other 1**

WIP OB	0.00				
Project Type	NA				
Financial Year	2016-2017	2017-2018	2018-2019	2019-2020	2020-2021
Capex	0.00	0.00	0.00	0.00	0.00
Completion Cost	0.00	0.00	0.00	0.00	0.00
Cdate	2016-03-21	2016-03-21	2016-03-21	2016-03-21	2016-03-21
Wip	0.00	0.00	0.00	0.00	0.00

**Other 2**

WIP OB	0.00				
Project Type	NA				
Financial Year	2016-2017	2017-2018	2018-2019	2019-2020	2020-2021
Capex	0.00	0.00	0.00	0.00	0.00



Financial Year	2016-2017	2017-2018	2018-2019	2019-2020	2020-2021
Completion Cost	0.00	0.00	0.00	0.00	0.00
Cdate	2016-03-21	2016-03-21	2016-03-21	2016-03-21	2016-03-21
Wip	0.00	0.00	0.00	0.00	0.00

**Other 3**

WIP OB	0.00				
Project Type	NA				
Financial Year	2016-2017	2017-2018	2018-2019	2019-2020	2020-2021
Capex	0.00	0.00	0.00	0.00	0.00
Completion Cost	0.00	0.00	0.00	0.00	0.00
Cdate	2016-03-21	2016-03-21	2016-03-21	2016-03-21	2016-03-21
Wip	0.00	0.00	0.00	0.00	0.00

**Other 4**

WIP OB	0.00				
Project Type	NA				
Financial Year	2016-2017	2017-2018	2018-2019	2019-2020	2020-2021
Capex	0.00	0.00	0.00	0.00	0.00
Completion Cost	0.00	0.00	0.00	0.00	0.00
Cdate	2016-03-21	2016-03-21	2016-03-21	2016-03-21	2016-03-21
Wip	0.00	0.00	0.00	0.00	0.00

**Other 5**

WIP OB	0.00				
Project Type	NA				
Financial Year	2016-2017	2017-2018	2018-2019	2019-2020	2020-2021
Capex	0.00	0.00	0.00	0.00	0.00
Completion Cost	0.00	0.00	0.00	0.00	0.00
Cdate	2016-03-21	2016-03-21	2016-03-21	2016-03-21	2016-03-21
Wip	0.00	0.00	0.00	0.00	0.00
Total Wip Ob Projectwise	0.00	0.00	0.00	0.00	0.00
Total Capex Projectwise	0.00	0.00	0.00	0.00	0.00
Total Completion Cost Projectwise	0.00	0.00	0.00	0.00	0.00
Total Wip Projectwise	0.00	0.00	0.00	0.00	0.00



Financial Year	2016-2017	2017-2018	2018-2019	2019-2020	2020-2021
Total Capex	0.00				
Total Capitalisation	0.00				

122





**Form F10(b): Capital Expenditure Projected Plan - 10 year Master**

Financial Year	2016-2017	2017-2018	2018-2019	2019-2020	2020-2021	2021-2022	2022-2023	2023-2024	2024-2025	2025-2026
Project Name	Cochin International Airport	Cochin International Airport	Cochin International Airport	Cochin International Airport	Cochin International Airport	Cochin International Airport	Cochin International Airport	Cochin International Airport	Cochin International Airport	Cochin International Airport
Project Type	GH Services	GH Services	GH Services	GH Services	GH Services	GH Services	GH Services	GH Services	GH Services	GH Services
Comm Date	0000-00-00	0000-00-00	0000-00-00	0000-00-00	0000-00-00	0000-00-00	0000-00-00	0000-00-00	0000-00-00	0000-00-00
Capex	42500000.00	42500000.00	42500000.00	30500000.00	30500000.00	5000000.00	5000000.00	0.00	0.00	0.00
Com	0.00	0.00	0.00	0.00	0.00	0.00	0.00	0.00	0.00	0.00
Cdate	0000-00-00	0000-00-00	0000-00-00	0000-00-00	0000-00-00	0000-00-00	0000-00-00	0000-00-00	0000-00-00	0000-00-00
Wip	0.00	0.00	0.00	0.00	0.00	0.00	0.00	0.00	0.00	0.00

-123-



**Form F10(c): Year-wise Capital Expenditure Financing Plans for next 10 years**

Financial Year	2016-2017	2017-2018	2018-2019	2019-2020	2020-2021
Internal Accrual	0.00	42500000.00	42500000.00	30500000.00	30500000.00
Total Capex Planned	0.00	0.00	0.00	0.00	0.00
Equity Infused	0.00	0.00	0.00	0.00	0.00
User Contributions	0.00	0.00	0.00	0.00	0.00
Total Debt	42500000.00	0.00	0.00	0.00	0.00

124



**Form F10(d): Summary Statement of Expenses Capitalised**

Financial Year	2014-2015	2015-2016	2016-2017	2017-2018	2018-2019	2019-2020	2020-2021
Interest And Finance Charges Capitalised	0.00	0.00	0.00	0.00	0.00	0.00	0.00
Cost Of Raising Finance And Bank Charge	0.00	0.00	0.00	0.00	0.00	0.00	0.00
Employee Expenses	0.00	0.00	0.00	0.00	0.00	0.00	0.00
Administrative And General Expenses	0.00	0.00	0.00	0.00	0.00	0.00	0.00
Utilities And Outsourcing Expenses	0.00	0.00	0.00	0.00	0.00	0.00	0.00
Any Other Expenses Being Capitalised	0.00	0.00	0.00	0.00	0.00	0.00	0.00
Other 1	0.00	0.00	0.00	0.00	0.00	0.00	0.00
Other 2	0.00	0.00	0.00	0.00	0.00	0.00	0.00
Total Expenses Being Capitalised	0.00	0.00	0.00	0.00	0.00	0.00	0.00



-125-

**Form F10(e): Additional Capital Projects Summery**

**Opening WIP Assets**

Financial Year	2014-2015	2015-2016	2016-2017	2017-2018	2018-2019	2019-2020	2020-2021
Building	0.00	0.00	0.00	0.00	0.00	0.00	0.00
Plant And Machinery	0.00	0.00	0.00	0.00	0.00	0.00	0.00
Electrical Installation	0.00	0.00	0.00	0.00	0.00	0.00	0.00
Furniture And Fittings	0.00	0.00	0.00	0.00	0.00	0.00	0.00
Other 1	0.00	0.00	0.00	0.00	0.00	0.00	0.00
Other 2	0.00	0.00	0.00	0.00	0.00	0.00	0.00
Other 3	0.00	0.00	0.00	0.00	0.00	0.00	0.00
Other 4	0.00	0.00	0.00	0.00	0.00	0.00	0.00
Other 5	0.00	0.00	0.00	0.00	0.00	0.00	0.00

**Additions New WIP**

Financial Year	2014-2015	2015-2016	2016-2017	2017-2018	2018-2019	2019-2020	2020-2021
Building	0.00	0.00	0.00	0.00	0.00	0.00	0.00
Plant And Machinery	0.00	0.00	0.00	0.00	0.00	0.00	0.00
Electrical Installation	0.00	0.00	0.00	0.00	0.00	0.00	0.00
Furniture And Fittings	0.00	0.00	0.00	0.00	0.00	0.00	0.00
Other 1	0.00	0.00	0.00	0.00	0.00	0.00	0.00
Other 2	0.00	0.00	0.00	0.00	0.00	0.00	0.00
Other 3	0.00	0.00	0.00	0.00	0.00	0.00	0.00
Other 4	0.00	0.00	0.00	0.00	0.00	0.00	0.00
Other 5	0.00	0.00	0.00	0.00	0.00	0.00	0.00

**WIP Capitalization**

Financial Year	2014-2015	2015-2016	2016-2017	2017-2018	2018-2019	2019-2020	2020-2021
Building	0.00	0.00	0.00	0.00	0.00	0.00	0.00
Plant And Machinery	0.00	0.00	0.00	0.00	0.00	0.00	0.00
Electrical Installation	0.00	0.00	0.00	0.00	0.00	0.00	0.00
Furniture And Fittings	0.00	0.00	0.00	0.00	0.00	0.00	0.00
Other 1	0.00	0.00	0.00	0.00	0.00	0.00	0.00
Other 2	0.00	0.00	0.00	0.00	0.00	0.00	0.00
Other 3	0.00	0.00	0.00	0.00	0.00	0.00	0.00



Financial Year	2014-2015	2015-2016	2016-2017	2017-2018	2018-2019	2019-2020	2020-2021
Other 4	0.00	0.00	0.00	0.00	0.00	0.00	0.00
Other 5	0.00	0.00	0.00	0.00	0.00	0.00	0.00

**Closing WIP Assets**

Financial Year	2014-2015	2015-2016	2016-2017	2017-2018	2018-2019	2019-2020	2020-2021
Building	0.00	0.00	0.00	0.00	0.00	0.00	0.00
Plant And Machinery	0.00	0.00	0.00	0.00	0.00	0.00	0.00
Electrical Installation	0.00	0.00	0.00	0.00	0.00	0.00	0.00
Furniture And Fittings	0.00	0.00	0.00	0.00	0.00	0.00	0.00
Other 1	0.00	0.00	0.00	0.00	0.00	0.00	0.00
Other 2	0.00	0.00	0.00	0.00	0.00	0.00	0.00
Other 3	0.00	0.00	0.00	0.00	0.00	0.00	0.00
Other 4	0.00	0.00	0.00	0.00	0.00	0.00	0.00
Other 5	0.00	0.00	0.00	0.00	0.00	0.00	0.00



127




**Form F2(b): Historical and Projected Profit / Loss Account (Only for AO)**

Financial Year	2014-2015	2015-2016	2016-2017	2017-2018	2018-2019	2019-2020	2020-2021
Revenue From Regulated Services	650514057.00	813707705.00	895078476.00	984586324.00	1083044957.00	1191349453.00	1310484398.00
Revenue From Other Than Regulated Services	40752727.00	13500000.00	14850000.00	16335000.00	17968500.00	19765350.00	21741885.00
Total Revenue	691266784.00	827207705.00	909928476.00	1000921324.00	1101013457.00	1211114803.00	1332226283.00
Pay Roll Costs	0.00	0.00	0.00	0.00	0.00	0.00	0.00
Admin And Other Expenses	107170865.00	83048312.00	100987180.00	139192841.00	151272934.00	164005182.00	177441705.00
Repair And Maintenance Cost	2734029.00	3101156.00	3400536.00	3720590.00	4072649.00	4459914.00	4885905.00
Utilities And Outsourcing Expenses	757477.50	844679.00	903805.00	967079.00	1031713.00	1107201.50	1184713.00
Other Outflows	246781739.00	330836343.00	366919978.00	391111976.00	418723174.00	460095491.00	505605040.00
Total Operating & Maintenance Expenditure	357444110.50	417830490.00	472211499.00	534992486.00	575100470.00	629667788.50	689117363.00
Earnings Before Depreciation, Interest And Taxation(EBDIT)	333822673.50	409377215.00	437716977.00	465928838.00	525912987.00	581447014.50	643108920.00
Depreciation And Amortisation	0.00	0.00	6821204.00	8185445.00	9822534.00	11787041.00	14144449.00
Earning Before Interest And Taxation	333822673.50	409377215.00	430895773.00	457743393.00	516090453.00	569659973.50	628964471.00
Total Interest And Finance Charges	0.00	0.00	0.00	0.00	0.00	0.00	0.00
Profit Loss Before Tax	333822673.50	409377215.00	430895773.00	457743393.00	516090453.00	569659973.50	628964471.00
Provision Taxation	0.00	0.00	0.00	0.00	0.00	0.00	0.00
Profit Loss After Taxation	333822673.50	409377215.00	430895773.00	457743393.00	516090453.00	569659973.50	628964471.00
Balance Carried To Balance Sheet	0.00	0.00	0.00	0.00	0.00	0.00	0.00



**Form F3: Historical and Projected Profit / Loss Account (Only for ISP)**

Financial Year	2014-2015	2015-2016	2016-2017	2017-2018	2018-2019	2019-2020	2020-2021
Revenue From Regulated Services	650514057.00	813707705.00	895078476.00	984586324.00	1083044957.00	1191349453.00	1310484398.00
Revenue From Other Than Regulated Services	26816996.00	13500000.00	14850000.00	16335000.00	17968500.00	19765350.00	21741885.00
Total Revenue	677331053.00	827207705.00	909928476.00	1000921324.00	1101013457.00	1211114803.00	1332226283.00
Pay Roll Costs	133300999.00	162823364.00	210023214.00	248222711.00	293377181.00	346754331.00	409853220.00
Admin And General Expenses	107170865.00	123548312.00	141217180.00	152692841.00	164772934.00	177505182.00	190941705.00
Repair And Maintenance Costs	2734029.00	3101156.00	3400536.00	3720590.00	4072649.00	4459914.00	4885905.00
Utilities And Outsourcing Costs	757477.50	844679.00	903805.00	967079.00	1034771.00	1107201.50	1184713.00
Other Outflows	246781739.00	330836343.00	366919978.00	391111976.00	418723174.00	460095491.00	505605040.00
Total Operating Expenditure	490745109.50	621153854.00	722464713.00	796715197.00	881980709.00	989922119.50	1112470583.00
Earning Before Depreciation Interest And Taxation	186585943.50	206053851.00	187463763.00	204206127.00	219032748.00	221192683.50	219755700.00
Depreciation And Amortisation	4547469.00	5684337.00	6821204.00	8185445.00	9822534.00	11787041.00	14144449.00
Earning Before Interest And Taxation	182038474.50	200369514.00	180642559.00	196020682.00	209210214.00	209405642.50	205611251.00
Total Interest And Finance Charges	1881769.00	2200000.00	1950000.00	1900000.00	1850000.00	1800000.00	1700000.00
Profit Loss Before Tax	180156705.50	198169514.00	178692559.00	194120682.00	207360214.00	207605642.50	203911251.00
Provision Taxation	58114311.00	57469158.00	51820841.00	56294999.00	60134462.00	60205635.00	59134264.00
Profit Loss After Taxation	122042394.50	140700356.00	126871718.00	137825683.00	147225752.00	147400007.50	144776987.00
Balance Carried To Balance Sheet	122042394.50	140700356.00	126871718.00	137825683.00	147225752.00	147400007.50	144776987.00






**Form F17: Calculation of Aggregate Revenue Requirement (Only for AO)**

Financial Year	2014-2015	2015-2016	2016-2017	2017-2018	2018-2019	2019-2020	2020-2021
Total Revenue From Regulated Services (1)	650514057.00	813707705.00	895078476.00	984586324.00	1083044957.00	1191349453.00	1310484398.00
Total Revenue From Services Other Than Regulated Services (2)	40752727.00	13500000.00	14850000.00	16335000.00	17968500.00	19765350.00	21741885.00
Operating Expenditure (3)	357444110.50	417830490.00	472211499.00	534992486.00	575100470.00	629667788.50	689117363.00
Depreciation (4)	0.00	0.00	6821204.00	8185445.00	9822534.00	11787041.00	14144449.00
Total Expenditure (3) + (4) = (5)	357444110.50	417830490.00	479032703.00	543177931.00	584923004.00	641454829.50	703261812.00
Regulatory Operating Profit At Current Tariff (1) + (2) - (5) = (6)	333822673.50	409377215.00	430895773.00	457743393.00	516090453.00	569659973.50	628964471.00
Capital Expenditure(Addn. During The Year) = (7)	0.00	0.00	42500000.00	42500000.00	42500000.00	30500000.00	30500000.00
Opening Regulatory Asset Base (RAB) (8)	0.00	0.00	0.00	35678796.00	69993351.00	102670817.00	121383776.00
Disposals/ Transfers (9)	0.00	0.00	0.00	0.00	0.00	0.00	0.00
Closing Regulatory Asset Base (RAB) (7) + (8) - (4) - (9) = (10)	0.00	0.00	35678796.00	69993351.00	102670817.00	121383776.00	137739327.00
Average Regulatory Asset Base (RAB) [(8) + (10)] / 2 = (11)	0.00	0.00	17839398.00	52836073.50	86332084.00	112027296.50	129561551.50
FRoR %	0.00	0.00	0.00	0.00	0.00	0.00	0.00
Return On Average Regulatory Asset Base Based On FRoR% (RAB)	0.00	0.00	0.00	0.00	0.00	0.00	0.00
Corporate Tax On Return On Regulatory Asset Base (RAB) (13)	62996417.00	57469158.00	51820841.00	56294999.00	60134462.00	60205635.00	59134264.00

Financial Year	2014-2015	2015-2016	2016-2017	2017-2018	2018-2019	2019-2020	2020-2021
ARR [ (3)+(4)+(12)+(13)-(2)]=14	379687800.50	461799648.00	516003544.00	583137930.00	627088966.00	681895114.50	740654191.00
Total Passenger Volume (15)	0.00	0.00	0.00	0.00	0.00	0.00	0.00
Required Yield Per Passenger (14/15) [Rs/per Pax]	0.00	0.00	0.00	0.00	0.00	0.00	0.00
Present Yield (1/15)	0.00	0.00	0.00	0.00	0.00	0.00	0.00



**Form F16: Performance Report for the Tariff Year (Only for ISP)**

Financial Year	2014-2015	2015-2016	2016-2017	2017-2018	2018-2019	2019-2020	2020-2021
Total Revenue From Regulated Services (1)	650514057.00	813707705.00	895078476.00	984586324.00	1083044957.00	1191349453.00	1310484398.00
Total Revenue From Services Other Than Regulated Services (2)	40752727.00	13500000.00	14850000.00	16335000.00	17968500.00	19765350.00	21741885.00
Operating Expenditure (3)	490745109.50	621153854.00	722464713.00	796715197.00	881980709.00	989922119.50	1112470583.00
Depreciation (4)	4547469.00	5684337.00	6821204.00	8185445.00	9822534.00	11787041.00	14144449.00
Total Expenditure (3) + (4) = (5)	495292578.50	626838191.00	729285917.00	804900642.00	891803243.00	1001709160.50	1126615032.00
Regulatory Operating Profit (1) + (2) - (5) = (6)	195974205.50	200369514.00	180642559.00	196020682.00	209210214.00	209405642.50	205611251.00
Capital Expenditure (7)	391660.00	42500000.00	42500000.00	42500000.00	42500000.00	30500000.00	30500000.00
Opening Regulatory Asset Base (RAB) (8)	44920339.00	40764530.00	0.00	35678796.00	69993351.00	102670817.00	121383776.00
Disposals/ Transfers (9)	0.00	0.00	0.00	0.00	0.00	0.00	0.00
Closing Regulatory Asset Base (RAB) (7) + (8) - (4) - (9) = (10)	40764530.00	77580193.00	35678796.00	69993351.00	102670817.00	121383776.00	137739327.00
Average Regulatory Asset Base (RAB) [(8) + (10)] / 2 = (11)	42842434.50	59172361.50	17839398.00	52836073.50	86332084.00	112027296.50	129561551.50
FRoR %	0.00	0.00	0.00	0.00	0.00	0.00	0.00
Return On Average Regulatory Asset Base Based On FRoR% (RAB)	0.00	0.00	0.00	0.00	0.00	0.00	0.00
Return On Average RAB	-8619.05	-7049.88	1012.60	371.00	242.33	186.92	158.70
Corporate Tax On Return On Regulatory Asset Base (RAB) (13)	62996417.00	57469158.00	51820841.00	56294999.00	60134462.00	60205635.00	59134264.00

Financial Year	2014-2015	2015-2016	2016-2017	2017-2018	2018-2019	2019-2020	2020-2021
ARR [(3)+(4)+(12)+(13)-(2)]=14	517527649.45	670800299.12	766257770.60	844860641.00	933969205.00	1042149445.50	1164007411.00
Total Cargo Volume	0.00	0.00	0.00	0.00	0.00	0.00	0.00
Required Yield Cargo	0.00	0.00	0.00	0.00	0.00	0.00	0.00
Present Yield Cargo	0.00	0.00	0.00	0.00	0.00	0.00	0.00
Total Fuel Throughput/ Into Plane Volume	0.00	0.00	0.00	0.00	0.00	0.00	0.00
Required Yield Fuel Throughput	0.00	0.00	0.00	0.00	0.00	0.00	0.00
Present Yield Fuel Throughput	0.00	0.00	0.00	0.00	0.00	0.00	0.00
Total Aircraft Traffic Movement	9430.00	9619.00	9811.00	10007.00	10208.00	10411.00	10619.00
Required Yield ATM	54881.89	69737.74	78101.80	84426.97	91493.85	100100.80	109615.54
Present Yield ATM	68983.46	84593.79	91232.13	98389.76	106097.66	114431.80	123409.40

133

AR



**Form F1: Historical and Proposed Aggregate Revenue Requirement**

Financial Year	2014-2015	2015-2016	2016-2017	2017-2018	2018-2019	2019-2020	2020-2021
Aggregate Revenue Requirement	517527649.45	670800299.12	766257770.60	844860641.00	933969205.00	1042149445.50	1164007411.00

-154-



**F1(b): Competition Assessment [Put details in comment box or upload] (Only for ISP)**

Particulars	Details of Competitive Facilities	Remarks
1	0.00	0.00
2	0.00	0.00
3	0.00	0.00
4	0.00	0.00
5	0.00	0.00
6	0.00	0.00
7	0.00	0.00

1-135-



**F2: Historical and Projected Balance Sheet (Only for ISP)**



Financial Year	2014-2015	2015-2016	2016-2017	2017-2018	2018-2019	2019-2020	2020-2021
Share Capital	1338420.00	1338420.00	1338420.00	1338420.00	1338420.00	1338420.00	1338420.00
Share Application Money	0.00	0.00	0.00	0.00	0.00	0.00	0.00
Reverses And Surplus	227892728.00	368593082.00	495464796.00	633290482.00	780516234.00	927916238.00	1072693229.00
Loan Funds	0.00	0.00	0.00	0.00	0.00	0.00	0.00
Secured Loans	25753308.00	36309425.00	25372262.00	14435099.00	7817055.00	2605692.00	0.00
Unsecured Loans	0.00	0.00	0.00	0.00	0.00	0.00	0.00
Capital Grants	0.00	0.00	0.00	0.00	0.00	0.00	0.00
Deferred Tax Liability	8668480.00	5945085.00	5360777.00	5823621.00	6220806.00	6228169.00	6117338.00
Total Sources Of Funds	263652935.00	412186012.00	527536255.00	654887622.00	795892514.00	938088518.00	1080148987.00
Gross Block (Net Of Assets Not In Use)	55250555.00	102298024.00	144798024.00	187298024.00	229798024.00	260298024.00	290798024.00
Less: Accumulated Depreciation	14486026.00	24717831.00	31539035.00	39724480.00	49547014.00	61334055.00	75478504.00
Net Block	40764529.00	77580193.00	113258989.00	147573544.00	180251009.00	198963968.00	215319520.00
Capital Work In Progress	0.00	0.00	0.00	0.00	0.00	0.00	0.00
Total Fixed Assets	40764529.00	77580193.00	113258989.00	147573544.00	180251009.00	198963968.00	215319520.00
Investments	20833340.00	20833340.00	20833340.00	20833340.00	20833340.00	20833340.00	20833340.00
Deferred Tax Assets	0.00	0.00	0.00	0.00	0.00	0.00	0.00
Sundry Debtors	111854104.00	178817630.00	214581156.00	257497387.00	296121995.00	325734195.00	358307615.00
Cash And Bank Balances	1035902.00	1294878.00	1489110.00	1712477.00	1969349.00	2264751.00	2604464.00
Inventories	0.00	0.00	0.00	0.00	0.00	0.00	0.00
Other Current Assets	25731408.00	34054418.00	39203449.00	45153766.00	51172982.00	56062274.00	61459736.00
Loans And Advances	88000097.00	124426295.00	171221332.00	235990514.00	325737531.00	431997019.00	574285031.00
Total Current Assets	226621511.00	338593221.00	426495047.00	540354144.00	675001857.00	816058239.00	996656846.00
Liabilities	21644627.00	21785426.00	29897851.00	50597550.00	76790436.00	94231367.00	148987448.00
Provisions	2921818.00	3035316.00	3153270.00	3275856.00	3403256.00	3535662.00	3673271.00
Total Current	24566445.00	24820742.00	33051121.00	53873406.00	80193692.00	97767029.00	152660719.00

-136-



Financial Year	2014-2015	2015-2016	2016-2017	2017-2018	2018-2019	2019-2020	2020-2021
Liabilities							
Net Current Assets	202055066.00	313772479.00	393443926.00	486480738.00	594808165.00	718291210.00	843996127.00
Total Application Of Fund	263652935.00	412186012.00	527536255.00	654887622.00	633666605.00	938088518.00	1080148987.00

137





**Form F2(a): Historical and Projected Balance Sheet**


Financial Year	2015-2016	2016-2017	2017-2018	2018-2019	2019-2020	2020-2021
Share Holders Fund	562014099.00	684303500.00	819962898.00	970880725.00	1124997676.00	1281266202.00
Gross Block (Net Of Assets Not In Use)	215319339.00	257819339.00	300319339.00	342819339.00	373319339.00	403819339.00
Less: Accumulated Depreciation	5684338.00	12505542.00	20690987.00	30513521.00	42300562.00	56445011.00
Net Block	209635001.00	245313797.00	279628352.00	312305818.00	331018777.00	347374328.00
Capital Work In Progress	0.00	0.00	0.00	0.00	0.00	0.00
Total Fixed Assets	430638678.00	515638678.00	600638678.00	685638678.00	746638678.00	807638678.00
Investments	20833340.00	20833340.00	20833340.00	20833340.00	20833340.00	20833340.00
Deferred Tax Assets	0.00	0.00	0.00	0.00	0.00	0.00
Sundry Debtors	191456290.00	229747548.00	275697058.00	317051617.00	348756779.00	383632457.00
Cash And Bank Balances	1294878.00	1489110.00	1712477.00	1969349.00	2264751.00	2604464.00
Inventories	0.00	0.00	0.00	0.00	0.00	0.00
Other Current Assets	30469383.00	33090682.00	36007720.00	39259985.00	42057815.00	45079019.00
Loans And Advances	124426295.00	171221332.00	235990514.00	325737531.00	431997019.00	574285031.00
Total Current Assets	347646846.00	435548672.00	549407769.00	684018482.00	825076364.00	1005600971.00
Liabilities	21785426.00	29897851.00	50597550.00	76790436.00	94231367.00	148987448.00
Provisions	0.00	0.00	0.00	0.00	0.00	0.00
Total Current Liabilities Provisions	21785426.00	29897851.00	50597550.00	76790436.00	94231367.00	148987448.00
Net Current Assets	325861420.00	405650821.00	498810219.00	607228046.00	730844997.00	856613523.00
Total Application Of Fund	562014099.00	684303500.00	819962898.00	970880725.00	1124997676.00	1281266202.00



**Form F2(c): Historical and Projected Cash Flow Statement (Only for AO)**

Financial Year	2014-2015	2015-2016	2016-2017	2017-2018	2018-2019	2019-2020	2020-2021
Net Profit Before Taxation	194092436.50	198169514.00	178692559.00	194120682.00	207360214.00	207605642.50	203911251.00
Depreciation And Amortisation	4547469.00	5684337.00	6821204.00	8185445.00	9822534.00	11787041.00	14144449.00
Loss / (Profit) On Sales Of Assets(net)	0.00	0.00	0.00	0.00	0.00	0.00	0.00
Interest Income	0.00	0.00	0.00	0.00	0.00	0.00	0.00
Provision –Additions (write Back) Net	0.00	0.00	0.00	0.00	0.00	0.00	0.00
Operating Profit Before Working Capital Changes	198639905.50	203853851.00	185513763.00	202306127.00	217182748.00	219392683.50	218055700.00
Decrease/ Increase In Trade Receivables	-69491258.00	-38291258.00	-45949510.00	-41354559.00	-31705162.00	-34875678.00	0.00
Decrease/ Increase In Inventories	0.00	0.00	0.00	0.00	0.00	0.00	0.00
Decrease/ Increase In Cash And Bank Balance	-258976.00	-194232.00	-223367.00	-256872.00	-295402.00	-339713.00	0.00
Decrease/ Increase In Loans And Advances	-36426198.00	-46795037.00	-64769182.00	-89747017.00	-106259488.00	-142288012.00	0.00
Decrease/ Increase In Sundry Creditors	-4734524.00	147113.00	150790.00	154560.00	158424.00	162385.00	0.00
Decrease/ Increase In Provisions	113498.00	117954.00	122586.00	127400.00	132406.00	137609.00	0.00
Net Cash Flow From Operating Activities	87842447.50	118838391.00	74845080.00	71229639.00	79213526.00	42189274.50	218055700.00
Purchase Of Fixed Assets	0.00	0.00	0.00	0.00	0.00	0.00	0.00
Decrease In WIP Assets	0.00	0.00	0.00	0.00	0.00	0.00	0.00
Cash From Investing Activities	0.00	0.00	0.00	0.00	0.00	0.00	0.00
Decrease In Share	0.00	0.00	0.00	0.00	0.00	0.00	0.00

AS



Financial Year	2014-2015	2015-2016	2016-2017	2017-2018	2018-2019	2019-2020	2020-2021
Capital							
Cash Flow From Financing Activities	0.00	0.00	0.00	0.00	0.00	0.00	0.00
Net Change In Cash And Cash Equivalents	87842447.50	118838391.00	74845080.00	71229639.00	79213526.00	42189274.50	218055700.00
Cash And Cash Equivalents At The Beginning Of The Period	0.00	0.00	0.00	0.00	0.00	0.00	0.00
Cash And Cash Equivalents At The End Of The Period	0.00	0.00	0.00	0.00	0.00	0.00	0.00



-110-

**Form F3: Historical and Project Revenue Generating Area Breakup at the Airport (Only for AO)**


Financial Year	2008-2009	2009-2010	2010-2011	2011-2012	2012-2013	2013-2014	2014-2015	2015-2016	2016-2017	2017-2018	2018-2019	2019-2020	2020-2021	2021-2022	2022-2023
Retail	0.00	0.00	0.00	0.00	0.00	0.00	0.00	0.00	0.00	0.00	0.00	0.00	0.00	0.00	0.00
Commercial Offices	0.00	0.00	0.00	0.00	0.00	0.00	0.00	0.00	0.00	0.00	0.00	0.00	0.00	0.00	0.00
Advertisement (Area)(Sqft)	0.00	0.00	0.00	0.00	0.00	0.00	0.00	0.00	0.00	0.00	0.00	0.00	0.00	0.00	0.00
Ticketing	0.00	0.00	0.00	0.00	0.00	0.00	0.00	0.00	0.00	0.00	0.00	0.00	0.00	0.00	0.00
Duty Free Shops	0.00	0.00	0.00	0.00	0.00	0.00	0.00	0.00	0.00	0.00	0.00	0.00	0.00	0.00	0.00
Car Parking	0.00	0.00	0.00	0.00	0.00	0.00	0.00	0.00	0.00	0.00	0.00	0.00	0.00	0.00	0.00
Hanger	0.00	0.00	0.00	0.00	0.00	0.00	0.00	0.00	0.00	0.00	0.00	0.00	0.00	0.00	0.00
Ramp	0.00	0.00	0.00	0.00	0.00	0.00	0.00	0.00	0.00	0.00	0.00	0.00	0.00	0.00	0.00
Land With Oil Companies	0.00	0.00	0.00	0.00	0.00	0.00	0.00	0.00	0.00	0.00	0.00	0.00	0.00	0.00	0.00
Other 1	0.00	0.00	0.00	0.00	0.00	0.00	0.00	0.00	0.00	0.00	0.00	0.00	0.00	0.00	0.00
Other 2	0.00	0.00	0.00	0.00	0.00	0.00	0.00	0.00	0.00	0.00	0.00	0.00	0.00	0.00	0.00

-147



**Form F4: Historical and projected capacity of Airport (Only for AO)**

Financial Year	2009-2010	2010-2011	2011-2012	2012-2013	2013-2014	2014-2015	2015-2016	2016-2017	2017-2018	2018-2019	2019-2020	2020-2021
Passenger Terminal Capacity (International) - Declared Peak Hour Capacity	NA	NA	NA	NA	NA	NA	NA	NA	NA	NA	NA	NA
Passenger Terminal Capacity (International) - Declared Annual Capacity	NA	NA	NA	NA	NA	NA	NA	NA	NA	NA	NA	NA
Passenger Terminal Capacity (International) - Declared Peak Hour Capacity	NA	NA	NA	NA	NA	NA	NA	NA	NA	NA	NA	NA
Passenger Terminal Capacity (International) - Declared Annual Capacity	NA	NA	NA	NA	NA	NA	NA	NA	NA	NA	NA	NA
Passenger Terminal Capacity (Domestic) - Declared Peak Hour Capacity	NA	NA	NA	NA	NA	NA	NA	NA	NA	NA	NA	NA



Financial Year	2009-2010	2010-2011	2011-2012	2012-2013	2013-2014	2014-2015	2015-2016	2016-2017	2017-2018	2018-2019	2019-2020	2020-2021
Passenger Terminal Capacity (Domestic) - Declared Annual Capacity	NA	NA	NA	NA	NA	NA	NA	NA	NA	NA	NA	NA
Passenger Terminal Capacity (Domestic) - Declared Peak Hour Capacity	NA	NA	NA	NA	NA	NA	NA	NA	NA	NA	NA	NA
Passenger Terminal Capacity (Domestic) - Declared Annual Capacity	NA	NA	NA	NA	NA	NA	NA	NA	NA	NA	NA	NA
Cargo Terminal Capacity - Declared Peak Hour Capacity	NA	NA	NA	NA	NA	NA	NA	NA	NA	NA	NA	NA
Cargo Terminal Capacity - Declared Annual Capacity	NA	NA	NA	NA	NA	NA	NA	NA	NA	NA	NA	NA
Cargo Terminal Capacity - Declared	NA	NA	NA	NA	NA	NA	NA	NA	NA	NA	NA	NA

-143-



Financial Year	2009-2010	2010-2011	2011-2012	2012-2013	2013-2014	2014-2015	2015-2016	2016-2017	2017-2018	2018-2019	2019-2020	2020-2021
Peak Hour Capacity												
Cargo Terminal Capacity - Declared Annual Capacity	NA	NA	NA	NA	NA	NA	NA	NA	NA	NA	NA	NA
Cargo Terminal Capacity (Domestic Outbound) - Declared Peak Hour Capacity	NA	NA	NA	NA	NA	NA	NA	NA	NA	NA	NA	NA
Cargo Terminal Capacity (Domestic Outbound) - Declared Annual Capacity	NA	NA	NA	NA	NA	NA	NA	NA	NA	NA	NA	NA
Cargo Terminal Capacity (Domestic Inbound) - Declared Peak Hour Capacity	NA	NA	NA	NA	NA	NA	NA	NA	NA	NA	NA	NA
Cargo Terminal Capacity (Domestic Inbound) - Declared	NA	NA	NA	NA	NA	NA	NA	NA	NA	NA	NA	NA

-144-



Financial Year	2009-2010	2010-2011	2011-2012	2012-2013	2013-2014	2014-2015	2015-2016	2016-2017	2017-2018	2018-2019	2019-2020	2020-2021
Annual Capacity												
Runway Capacity (International) - Declared Peak Hour Capacity	NA	NA	NA	NA	NA	NA	NA	NA	NA	NA	NA	NA
Runway Capacity (International) - Declared Annual Capacity	NA	NA	NA	NA	NA	NA	NA	NA	NA	NA	NA	NA
Runway Capacity (Domestic) - Declared Peak Hour Capacity	NA	NA	NA	NA	NA	NA	NA	NA	NA	NA	NA	NA
Runway Capacity (Domestic) - Declared Annual Capacity	NA	NA	NA	NA	NA	NA	NA	NA	NA	NA	NA	NA
Other Infrastructure Capacities - X-BIS	NA	NA	NA	NA	NA	NA	NA	NA	NA	NA	NA	NA
Other Infrastructure Capacities - IN LINE X-BIS	NA	NA	NA	NA	NA	NA	NA	NA	NA	NA	NA	NA
Other Infrastructure	NA	NA	NA	NA	NA	NA	NA	NA	NA	NA	NA	NA New Delhi

145

AS  
  
 AIRports Economic Regulatory Authority of India  
 New Delhi



Financial Year	2009-2010	2010-2011	2011-2012	2012-2013	2013-2014	2014-2015	2015-2016	2016-2017	2017-2018	2018-2019	2019-2020	2020-2021
Capacities - FIDS												
Other Infrastructure Capacities - PA SYSTEM	NA	NA	NA	NA	NA	NA	NA	NA	NA	NA	NA	NA
Other Infrastructure Capacities - CCTV	NA	NA	NA	NA	NA	NA	NA	NA	NA	NA	NA	NA
Other Infrastructure Capacities - Parking Bays	NA	NA	NA	NA	NA	NA	NA	NA	NA	NA	NA	NA
Other Infrastructure Capacities - Hangers	NA	NA	NA	NA	NA	NA	NA	NA	NA	NA	NA	NA
Other Infrastructure Capacities - Baggage Retrieval Systems	NA	NA	NA	NA	NA	NA	NA	NA	NA	NA	NA	NA
Other Infrastructure Capacities - Car Paking (Space In Sq.MTR)	NA	NA	NA	NA	NA	NA	NA	NA	NA	NA	NA	NA

2146-



**Form F4: Historical and projected cash flow statement (Only for ISP)** 

Financial Year	2014-2015	2015-2016	2016-2017	2017-2018	2018-2019	2019-2020	2020-2021
Net Profit Before Taxation	180156705.50	198169514.00	178692559.00	194120682.00	207360214.00	207605642.50	203911251.00
Depreciation And Amortisation	4547469.00	5684337.00	6821204.00	8185445.00	9822534.00	11787041.00	14144449.00
Loss / (Profit) On Sales Of Assets(net)	0.00	0.00	0.00	0.00	0.00	0.00	0.00
Interest Income	12242515.00	13000000.00	14300000.00	15730000.00	17303000.00	19033300.00	20936630.00
Provision –Additions (write Back) Net	13935731.00	0.00	0.00	0.00	0.00	0.00	0.00
Operating Profit Before Working Capital Changes	210882420.50	216853851.00	199813763.00	218036127.00	234485748.00	238425983.50	238992330.00
Decrease/ Increase In Trade Receivables	-69491258.00	-38291258.00	-45949510.00	-41354559.00	-31705162.00	-34875678.00	0.00
Decrease/ Increase In Inventories	0.00	0.00	0.00	0.00	0.00	0.00	0.00
Decrease/ Increase In Cash And Bank Balance	-258976.00	-194232.00	-223367.00	-256872.00	-295402.00	-339713.00	0.00
Decrease/ Increase In Loans And Advances	-36426198.00	-46795037.00	-64769182.00	-89747017.00	-106259488.00	-142288012.00	0.00
Decrease/ Increase In Sundry Creditors	-4734524.00	147113.00	150790.00	154560.00	158424.00	162385.00	0.00
Decrease/ Increase In Provisions	113498.00	117954.00	122586.00	127400.00	132406.00	137609.00	0.00
Net Cash Flow From Operating Activities	100084962.50	131838391.00	89145080.00	86959639.00	96516526.00	61222574.50	238992330.00
Purchase Of Fixed Assets	-215319339.00	-42500000.00	-42500000.00	-42500000.00	-30500000.00	-30500000.00	0.00
Decrease In WIP Assets	0.00	0.00	0.00	0.00	0.00	0.00	0.00
Cash From Investing	-215319339.00	-42500000.00	-42500000.00	-42500000.00	-30500000.00	-30500000.00	0.00

th

AS



Financial Year	2014-2015	2015-2016	2016-2017	2017-2018	2018-2019	2019-2020	2020-2021
Activities							
Decrease In Share Capital	562014099.00	122289401.00	135659398.00	150917827.00	154116951.00	156268526.00	0.00
Cash Flow From Financing Activities	562014099.00	122289401.00	135659398.00	150917827.00	154116951.00	156268526.00	0.00
Net Change In Cash And Cash Equivalents	446779722.50	211627792.00	182304478.00	195377466.00	220133477.00	186991100.50	238992330.00
Cash And Cash Equivalents At The Beginning Of The Period	214083.00	0.00	1294878.00	1489110.00	1712477.00	1969349.00	2264751.00
Cash And Cash Equivalents At The End Of The Period	0.00	1294878.00	1489110.00	1712477.00	1969349.00	2264751.00	2264751.00



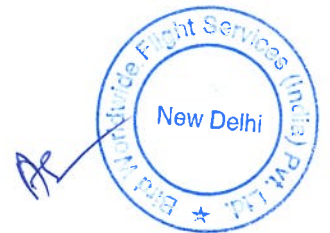
**Form F5: Cost of Equity and Post-tax FRoR Forecast**

Financial Year	2014-2015	2015-2016	2016-2017	2017-2018	2018-2019	2019-2020	2020-2021
Gearing Low	0.00	0.00	0.00	0.00	0.00	0.00	0.00
Gearing High	0.00	0.00	0.00	0.00	0.00	0.00	0.00
Gearing Point Estimate	0.00	0.00	0.00	0.00	0.00	0.00	0.00
Pre Tax Cost Of Debt Low	0.00	0.00	0.00	0.00	0.00	0.00	0.00
Pre Tax Cost Of Debt High	0.00	0.00	0.00	0.00	0.00	0.00	0.00
Pre Tax Cost Of Debt Point Estimate	0.00	0.00	0.00	0.00	0.00	0.00	0.00
Risk Free Rate Low	0.00	0.00	0.00	0.00	0.00	0.00	0.00
Risk Free Rate High	0.00	0.00	0.00	0.00	0.00	0.00	0.00
Risk Free Rate Point Estimate	0.00	0.00	0.00	0.00	0.00	0.00	0.00
Equity Risk Premium Low	0.00	0.00	0.00	0.00	0.00	0.00	0.00
Equity Risk Premium High	0.00	0.00	0.00	0.00	0.00	0.00	0.00
Equity Risk Premium Point Estimate	0.00	0.00	0.00	0.00	0.00	0.00	0.00
Beta Low	0.00	0.00	0.00	0.00	0.00	0.00	0.00
Beta High	0.00	0.00	0.00	0.00	0.00	0.00	0.00
Beta Point Estimate	0.00	0.00	0.00	0.00	0.00	0.00	0.00
Post Tax Cost Of Equity Low	0.00	0.00	0.00	0.00	0.00	0.00	0.00
Post Tax Cost Of Equity High	0.00	0.00	0.00	0.00	0.00	0.00	0.00
Post Tax Cost Of Equity Point Estimate	0.00	0.00	0.00	0.00	0.00	0.00	0.00
Post Tax Fror Low	0.00	0.00	0.00	0.00	0.00	0.00	0.00
Post Tax Fror High	0.00	0.00	0.00	0.00	0.00	0.00	0.00
Post Tax Fror Point Estimate	0.00	0.00	0.00	0.00	0.00	0.00	0.00

-149-



-150-



**Form F6(a): Loan Master**

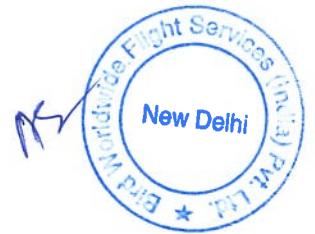
Financial Year	2014-2015	2015-2016	2016-2017	2017-2018	2018-2019	2019-2020	2020-2021
Repayments During The Year	13556574.00	25753308.00	36309425.00	25372262.00	14435099.00	7817055.00	2605692.00
Interest Payment During The Year	1881769.00	2200000.00	1950000.00	1900000.00	1850000.00	1800000.00	1700000.00
Outstanding At The End Of The Year	25753308.00	36309425.00	25372262.00	14435099.00	7817055.00	2605692.00	0.00
Repayments During The Year	0.00	0.00	0.00	0.00	0.00	0.00	0.00
Interest Payment During The Year	0.00	0.00	0.00	0.00	0.00	0.00	0.00
Outstanding At The End Of The Year	0.00	0.00	0.00	0.00	0.00	0.00	0.00
Particulars	0.00	0.00	0.00	0.00	0.00	0.00	0.00
Source	0.00	0.00	0.00	0.00	0.00	0.00	0.00
Type Of Loan	PS	PS	PS	PS	PS	PS	PS
Project	0.00	0.00	0.00	0.00	0.00	0.00	0.00
Total Loan Sanctioned	0.00	0.00	0.00	0.00	0.00	0.00	0.00
Loan Tenure	0.00	0.00	0.00	0.00	0.00	0.00	0.00
Interest Type	Fixed	Fixed	Fixed	Fixed	Fixed	Fixed	Fixed
Rate Of Interest	0.00	0.00	0.00	0.00	0.00	0.00	0.00
Base Rate	0.00	0.00	0.00	0.00	0.00	0.00	0.00
Margin	0.00	0.00	0.00	0.00	0.00	0.00	0.00
Caps Or Floor Chk	Yes	Yes	Yes	Yes	Yes	Yes	Yes
Caps Or Floor	0.00	0.00	0.00	0.00	0.00	0.00	0.00
Moratorium Period	0.00	0.00	0.00	0.00	0.00	0.00	0.00
Moratorium Effective From	2016-03-21	2016-03-21	2016-03-21	2016-03-21	2016-03-21	2016-03-21	2016-03-21
Repayment Period	0.00	0.00	0.00	0.00	0.00	0.00	0.00
Repayment Start Date	2016-03-21	2016-03-21	2016-03-21	2016-03-21	2016-03-21	2016-03-21	2016-03-21
Repayment Frequency	0.00	0.00	0.00	0.00	0.00	0.00	0.00
Arrangement Fees	0.00	0.00	0.00	0.00	0.00	0.00	0.00
Outstanding Loan	0.00	0.00	0.00	0.00	0.00	0.00	0.00
Other Terms	0.00	0.00	0.00	0.00	0.00	0.00	0.00

-151-



Financial Year	2014-2015	2015-2016	2016-2017	2017-2018	2018-2019	2019-2020	2020-2021
----------------	-----------	-----------	-----------	-----------	-----------	-----------	-----------


-152-



**Form F6(b): Summary Statement of Interest and Finance Charges**

Financial Year	2014-2015	2015-2016	2016-2017	2017-2018	2018-2019	2019-2020	2020-2021
Government Loans	0.00	0.00	0.00	0.00	0.00	0.00	0.00
Bonds	0.00	0.00	0.00	0.00	0.00	0.00	0.00
Foreign Currency Note Or Credit	0.00	0.00	0.00	0.00	0.00	0.00	0.00
Debentures	0.00	0.00	0.00	0.00	0.00	0.00	0.00
Other Interest Charges 1	0.00	0.00	0.00	0.00	0.00	0.00	0.00
Other Interest Charges 2	0.00	0.00	0.00	0.00	0.00	0.00	0.00
Total Interest Charges On Government Loans	0.00	0.00	0.00	0.00	0.00	0.00	0.00
Secured	1881769.00	2200000.00	1950000.00	1900000.00	1850000.00	1800000.00	1700000.00
Other Secured Interest 1	0.00	0.00	0.00	0.00	0.00	0.00	0.00
Other Secured Interest 2	0.00	0.00	0.00	0.00	0.00	0.00	0.00
Unsecured	0.00	0.00	0.00	0.00	0.00	0.00	0.00
Other Unsecured Interest 1	0.00	0.00	0.00	0.00	0.00	0.00	0.00
Other Unsecured Interest 2	0.00	0.00	0.00	0.00	0.00	0.00	0.00
Total Interest On Long Term Loans	1881769.00	2200000.00	1950000.00	1900000.00	1850000.00	1800000.00	1700000.00
Cost Of Raising Finance And Bank Charges On Project Loans	0.00	0.00	0.00	0.00	0.00	0.00	0.00
Grand Total Of Interest And Finance Charges	1881769.00	2200000.00	1950000.00	1900000.00	1850000.00	1800000.00	1700000.00
Less Interest And Finance Charges Capitalised	0.00	0.00	0.00	0.00	0.00	0.00	0.00

155-





Financial Year	2014-2015	2015-2016	2016-2017	2017-2018	2018-2019	2019-2020	2020-2021
Net Total Of Interest And Finance Charges Project Related Loans	0.00	0.00	0.00	0.00	0.00	0.00	0.00
Interest On Working Capital Loans	0.00	0.00	0.00	0.00	0.00	0.00	0.00
Other Interest Charges	0.00	0.00	0.00	0.00	0.00	0.00	0.00
Total Interest And Finance Charges Chargable To PI Account	0.00	0.00	0.00	0.00	0.00	0.00	0.00



-154-

**Form F6 (c): Contributions , Grants and subsidies Master**

**Contributions**

**Sl. No. 1**

Financial Year	2016-2017	2017-2018	2018-2019	2019-2020	2020-2021
Source	0.00				
Total Amount	0.00				
Opening Balance	0.00	0.00	0.00	0.00	0.00
Additions	0.00	0.00	0.00	0.00	0.00
Closing Balance	0.00	0.00	0.00	0.00	0.00

**Sl. No. 2**

Financial Year	2016-2017	2017-2018	2018-2019	2019-2020	2020-2021
Source	0.00				
Total Amount	0.00				
Opening Balance	0.00	0.00	0.00	0.00	0.00
Additions	0.00	0.00	0.00	0.00	0.00
Closing Balance	0.00	0.00	0.00	0.00	0.00

**Sl. No. 3**

Financial Year	2016-2017	2017-2018	2018-2019	2019-2020	2020-2021
Source	0.00				
Total Amount	0.00				
Opening Balance	0.00	0.00	0.00	0.00	0.00
Additions	0.00	0.00	0.00	0.00	0.00
Closing Balance	0.00	0.00	0.00	0.00	0.00

**Sl. No. 4**

Financial Year	2016-2017	2017-2018	2018-2019	2019-2020	2020-2021
Source	0.00				
Total Amount	0.00				
Opening Balance	0.00	0.00	0.00	0.00	0.00
Additions	0.00	0.00	0.00	0.00	0.00
Closing Balance	0.00	0.00	0.00	0.00	0.00



-155-

**Grants**
**Sl. No. 1**

Financial Year	2016-2017	2017-2018	2018-2019	2019-2020	2020-2021
Source	0.00				
Total Amount	0.00				
Opening Balance	0.00	0.00	0.00	0.00	0.00
Additions	0.00	0.00	0.00	0.00	0.00
Closing Balance	0.00	0.00	0.00	0.00	0.00

**Sl. No. 2**

Financial Year	2016-2017	2017-2018	2018-2019	2019-2020	2020-2021
Source	0.00				
Total Amount	0.00				
Opening Balance	0.00	0.00	0.00	0.00	0.00
Additions	0.00	0.00	0.00	0.00	0.00
Closing Balance	0.00	0.00	0.00	0.00	0.00

**Sl. No. 3**

Financial Year	2016-2017	2017-2018	2018-2019	2019-2020	2020-2021
Source	0.00				
Total Amount	0.00				
Opening Balance	0.00	0.00	0.00	0.00	0.00
Additions	0.00	0.00	0.00	0.00	0.00
Closing Balance	0.00	0.00	0.00	0.00	0.00

**Sl. No. 4**

Financial Year	2016-2017	2017-2018	2018-2019	2019-2020	2020-2021
Source	0.00				
Total Amount	0.00				
Opening Balance	0.00	0.00	0.00	0.00	0.00
Additions	0.00	0.00	0.00	0.00	0.00
Closing Balance	0.00	0.00	0.00	0.00	0.00

**Subsidies**
**Sl. No. 1**


-156-

Financial Year	2016-2017	2017-2018	2018-2019	2019-2020	2020-2021
Source	0.00				
Total Amount	0.00				
Opening Balance	0.00	0.00	0.00	0.00	0.00
Additions	0.00	0.00	0.00	0.00	0.00
Closing Balance	0.00	0.00	0.00	0.00	0.00

**Sl. No. 2**

Financial Year	2016-2017	2017-2018	2018-2019	2019-2020	2020-2021
Source	0.00				
Total Amount	0.00				
Opening Balance	0.00	0.00	0.00	0.00	0.00
Additions	0.00	0.00	0.00	0.00	0.00
Closing Balance	0.00	0.00	0.00	0.00	0.00

**Sl. No. 3**

Financial Year	2016-2017	2017-2018	2018-2019	2019-2020	2020-2021
Source	0.00				
Total Amount	0.00				
Opening Balance	0.00	0.00	0.00	0.00	0.00
Additions	0.00	0.00	0.00	0.00	0.00
Closing Balance	0.00	0.00	0.00	0.00	0.00

**Sl. No. 4**

Financial Year	2016-2017	2017-2018	2018-2019	2019-2020	2020-2021
Source	0.00				
Total Amount	0.00				
Opening Balance	0.00	0.00	0.00	0.00	0.00
Additions	0.00	0.00	0.00	0.00	0.00
Closing Balance	0.00	0.00	0.00	0.00	0.00



-157-

**Form F8(a): Format for providing asset-wise information of stakeholder contributions**

**Grant**

**Asset A**

Financial Year	2016-2017	2017-2018	2018-2019	2019-2020	2020-2021
Extent Of User Contribution Approved For The Project	0.00				
Year Of Approval	0.00				
Tenure For User Contribution On Collection	0.00				
Actual Accumulated Collection Till Beginning Of Previous Year	0.00				
Accumulated Collection Estimated Till Beginning Of First Tariff Year	0.00				
Total Collection Proposed For The Year	0.00	0.00	0.00	0.00	0.00

**Asset B**

Financial Year	2016-2017	2017-2018	2018-2019	2019-2020	2020-2021
Extent Of User Contribution Approved For The Project	0.00				
Year Of Approval	0.00				
Tenure For User Contribution On Collection	0.00				
Actual Accumulated Collection Till Beginning Of Previous Year	0.00				
Accumulated Collection Estimated Till Beginning Of First Tariff Year	0.00				
Total Collection Proposed For The Year	0.00	0.00	0.00	0.00	0.00

**Other 1**

--	--	--	--	--	--



Financial Year	2016-2017	2017-2018	2018-2019	2019-2020	2020-2021
Extent Of User Contribution Approved For The Project	0.00				
Year Of Approval	0.00				
Tenure For User Contribution On Collection	0.00				
Actual Accumulated Collection Till Beginning Of Previous Year	0.00				
Accumulated Collection Estimated Till Beginning Of First Tariff Year	0.00				
Total Collection Proposed For The Year	0.00	0.00	0.00	0.00	0.00

**Other 2**

Financial Year	2016-2017	2017-2018	2018-2019	2019-2020	2020-2021
Extent Of User Contribution Approved For The Project	0.00				
Year Of Approval	0.00				
Tenure For User Contribution On Collection	0.00				
Actual Accumulated Collection Till Beginning Of Previous Year	0.00				
Accumulated Collection Estimated Till Beginning Of First Tariff Year	0.00				
Total Collection Proposed For The Year	0.00	0.00	0.00	0.00	0.00

**Other 3**

Financial Year	2016-2017	2017-2018	2018-2019	2019-2020	2020-2021
Extent Of User Contribution Approved For The Project	0.00				
Year Of Approval	0.00				
Tenure For User Contribution	0.00				

AS




On Collection					
Actual Accumulated Collection Till Beginning Of Previous Year	0.00				
Accumulated Collection Estimated Till Beginning Of First Tariff Year	0.00				
Total Collection Proposed For The Year	0.00	0.00	0.00	0.00	0.00

**Other 4**

Financial Year	2016-2017	2017-2018	2018-2019	2019-2020	2020-2021
Extent Of User Contribution Approved For The Project	0.00				
Year Of Approval	0.00				
Tenure For User Contribution On Collection	0.00				
Actual Accumulated Collection Till Beginning Of Previous Year	0.00				
Accumulated Collection Estimated Till Beginning Of First Tariff Year	0.00				
Total Collection Proposed For The Year	0.00	0.00	0.00	0.00	0.00

**Other 5**

Financial Year	2016-2017	2017-2018	2018-2019	2019-2020	2020-2021
Extent Of User Contribution Approved For The Project	0.00				
Year Of Approval	0.00				
Tenure For User Contribution On Collection	0.00				
Actual Accumulated Collection Till Beginning Of Previous Year	0.00				
Accumulated Collection	0.00				



Estimated Till Beginning Of First Tariff Year					
Total Collection Proposed For The Year	0.00	0.00	0.00	0.00	0.00

**Development Fee**
**Asset C**

Financial Year	2016-2017	2017-2018	2018-2019	2019-2020	2020-2021
Extent Of User Contribution Approved For The Project	0.00				
Year Of Approval	0.00				
Tenure For User Contribution On Collection	0.00				
Actual Accumulated Collection Till Beginning Of Previous Year	0.00				
Accumulated Collection Estimated Till Beginning Of First Tariff Year	0.00				
Total Collection Proposed For The Year	0.00	0.00	0.00	0.00	0.00

**Other 6**

Financial Year	2016-2017	2017-2018	2018-2019	2019-2020	2020-2021
Extent Of User Contribution Approved For The Project	0.00				
Year Of Approval	0.00				
Tenure For User Contribution On Collection	0.00				
Actual Accumulated Collection Till Beginning Of Previous Year	0.00				
Accumulated Collection Estimated Till Beginning Of First Tariff Year	0.00				
Total Collection Proposed For The Year	0.00	0.00	0.00	0.00	0.00





The Year					
----------	--	--	--	--	--

**Other 7**


Financial Year	2016-2017	2017-2018	2018-2019	2019-2020	2020-2021
Extent Of User Contribution Approved For The Project	0.00				
Year Of Approval	0.00				
Tenure For User Contribution On Collection	0.00				
Actual Accumulated Collection Till Beginning Of Previous Year	0.00				
Accumulated Collection Estimated Till Beginning Of First Tariff Year	0.00				
Total Collection Proposed For The Year	0.00	0.00	0.00	0.00	0.00

**Other 8**

Financial Year	2016-2017	2017-2018	2018-2019	2019-2020	2020-2021
Extent Of User Contribution Approved For The Project	0.00				
Year Of Approval	0.00				
Tenure For User Contribution On Collection	0.00				
Actual Accumulated Collection Till Beginning Of Previous Year	0.00				
Accumulated Collection Estimated Till Beginning Of First Tariff Year	0.00				
Total Collection Proposed For The Year	0.00	0.00	0.00	0.00	0.00

**Other 9**

Financial Year	2016-2017	2017-2018	2018-2019	2019-2020	2020-2021
Extent Of User Contribution Approved For The Project	0.00				



-162-

Year Of Approval	0.00				
Tenure For User Contribution On Collection	0.00				
Actual Accumulated Collection Till Beginning Of Previous Year	0.00				
Accumulated Collection Estimated Till Beginning Of First Tariff Year	0.00				
Total Collection Proposed For The Year	0.00	0.00	0.00	0.00	0.00

**Other 10**

Financial Year	2016-2017	2017-2018	2018-2019	2019-2020	2020-2021
Extent Of User Contribution Approved For The Project	0.00				
Year Of Approval	0.00				
Tenure For User Contribution On Collection	0.00				
Actual Accumulated Collection Till Beginning Of Previous Year	0.00				
Accumulated Collection Estimated Till Beginning Of First Tariff Year	0.00				
Total Collection Proposed For The Year	0.00	0.00	0.00	0.00	0.00



**Form F8(b): Format for providing proposed exclusions from Regulatory Asset Base (RAB)**

Asset Name	NA	NA	NA	NA	NA	NA	NA
Book Value	0.00	0.00	0.00	0.00	0.00	0.00	0.00
Accumulated Depreciation	0.00	0.00	0.00	0.00	0.00	0.00	0.00
Justification For Exclusion	NA	NA	NA	NA	NA	NA	NA
Any Land Associated With Asset	NA	NA	NA	NA	NA	NA	NA
Details Of Land	NA	NA	NA	NA	NA	NA	NA



**Form F14(a): Annual Tariff Proposal for Tariff Year T-Format for providing information on EMAY**

Financial Year	2014-2015	2015-2016	2016-2017	2017-2018	2018-2019	2019-2020	2020-2021
Yield Per Unit	68984.00	84598.00	91233.00	98389.00	106106.00	114428.00	123402.00
Error Correction Term (from Year T-2)	0.00	0.00	0.00	0.00	0.00	0.00	0.00
Estimated Maximum Allowed Yeild (EMAY)	0.00	0.00	0.00	0.00	0.00	0.00	0.00



165-


## Form F14(b)-Cargo Domestic

### Domestic Outbound Cargo Terminal Storage And Processing Charges

Year	2016-2017		2017-2018		2018-2019		2019-2020		2020-2021	
Rate	Rate in Rupees per Kilogram	Minimum rate per AWB	Rate in Rupees per Kilogram	Minimum rate per AWB	Rate in Rupees per Kilogram	Minimum rate per AWB	Rate in Rupees per Kilogram	Minimum rate per AWB	Rate in Rupees per Kilogram	Minimum rate per AWB
General Type	0.00	0.00	0.00	0.00	0.00	0.00	0.00	0.00	0.00	0.00
Special/Sensitive Cargo	0.00	0.00	0.00	0.00	0.00	0.00	0.00	0.00	0.00	0.00
Pharma Items	0.00	0.00	0.00	0.00	0.00	0.00	0.00	0.00	0.00	0.00
Live Animals	0.00	0.00	0.00	0.00	0.00	0.00	0.00	0.00	0.00	0.00
Hazardous Dangerous Goods	0.00	0.00	0.00	0.00	0.00	0.00	0.00	0.00	0.00	0.00
Valuable Goods	0.00	0.00	0.00	0.00	0.00	0.00	0.00	0.00	0.00	0.00
Perishable	0.00	0.00	0.00	0.00	0.00	0.00	0.00	0.00	0.00	0.00
Newspaper And Tv Reel Consignments	0.00	0.00	0.00	0.00	0.00	0.00	0.00	0.00	0.00	0.00
Human Remains, Coffin Including Unaccompanied Baggage Of Deceased And Human Eyes Etc.	0.00	0.00	0.00	0.00	0.00	0.00	0.00	0.00	0.00	0.00
Others	0.00	0.00	0.00	0.00	0.00	0.00	0.00	0.00	0.00	0.00

### Domestic Outbound Cargo Demurrage Charges

Year	2016-2017		2017-2018		2018-2019		2019-2020		2020-2021	
Rate	Rate in Rupees per Kilogram	Minimum rate per AWB	Rate in Rupees per Kilogram	Minimum rate per AWB	Rate in Rupees per Kilogram	Minimum rate per AWB	Rate in Rupees per Kilogram	Minimum rate per AWB	Rate in Rupees per Kilogram	Minimum rate per AWB
General Type	0.00	0.00	0.00	0.00	0.00	0.00	0.00	0.00	0.00	0.00
Special/Sensitive Cargo	0.00	0.00	0.00	0.00	0.00	0.00	0.00	0.00	0.00	0.00



Year	2016-2017		2017-2018		2018-2019		2019-2020		2020-2021	
Pharma Items	0.00	0.00	0.00	0.00	0.00	0.00	0.00	0.00	0.00	0.00
Live Animals	0.00	0.00	0.00	0.00	0.00	0.00	0.00	0.00	0.00	0.00
Hazardous Dangerous Goods	0.00	0.00	0.00	0.00	0.00	0.00	0.00	0.00	0.00	0.00
Valuable Goods	0.00	0.00	0.00	0.00	0.00	0.00	0.00	0.00	0.00	0.00
Perishable	0.00	0.00	0.00	0.00	0.00	0.00	0.00	0.00	0.00	0.00
Newspaper And Tv Reel Consignments	0.00	0.00	0.00	0.00	0.00	0.00	0.00	0.00	0.00	0.00
Human Remains, Coffin Including Unaccompanied Baggage Of Deceased And Human Eyes Etc.	0.00	0.00	0.00	0.00	0.00	0.00	0.00	0.00	0.00	0.00
Others	0.00	0.00	0.00	0.00	0.00	0.00	0.00	0.00	0.00	0.00

**Domestic Inbound Cargo Terminal Storage And Processing Charges**

Year	2016-2017		2017-2018		2018-2019		2019-2020		2020-2021	
Rate	Rate in Rupees per Kilogram	Minimum rate per AWB	Rate in Rupees per Kilogram	Minimum rate per AWB	Rate in Rupees per Kilogram	Minimum rate per AWB	Rate in Rupees per Kilogram	Minimum rate per AWB	Rate in Rupees per Kilogram	Minimum rate per AWB
General Type	0.00	0.00	0.00	0.00	0.00	0.00	0.00	0.00	0.00	0.00
Special/Sensitive Cargo	0.00	0.00	0.00	0.00	0.00	0.00	0.00	0.00	0.00	0.00
Pharma Items	0.00	0.00	0.00	0.00	0.00	0.00	0.00	0.00	0.00	0.00
Live Animals	0.00	0.00	0.00	0.00	0.00	0.00	0.00	0.00	0.00	0.00
Hazardous Dangerous Goods	0.00	0.00	0.00	0.00	0.00	0.00	0.00	0.00	0.00	0.00
Valuable Goods	0.00	0.00	0.00	0.00	0.00	0.00	0.00	0.00	0.00	0.00
Perishable	0.00	0.00	0.00	0.00	0.00	0.00	0.00	0.00	0.00	0.00
Newspaper And Tv Reel	0.00	0.00	0.00	0.00	0.00	0.00	0.00	0.00	0.00	0.00

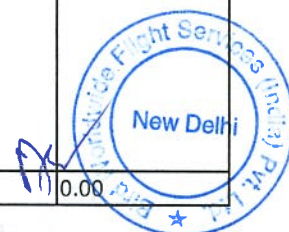


691-

Year	2016-2017		2017-2018		2018-2019		2019-2020		2020-2021	
Consignments										
Human Remains, Coffin Including Unaccompanied Baggage Of Deceased And Human Eyes Etc.	0.00	0.00	0.00	0.00	0.00	0.00	0.00	0.00	0.00	0.00
Others	0.00	0.00	0.00	0.00	0.00	0.00	0.00	0.00	0.00	0.00

**Domestic Inbound Cargo Demurrage Charges**

Year	2016-2017		2017-2018		2018-2019		2019-2020		2020-2021	
Rate	Rate in Rupees per Kilogram	Minimum rate per AWB	Rate in Rupees per Kilogram	Minimum rate per AWB	Rate in Rupees per Kilogram	Minimum rate per AWB	Rate in Rupees per Kilogram	Minimum rate per AWB	Rate in Rupees per Kilogram	Minimum rate per AWB
General Type	0.00	0.00	0.00	0.00	0.00	0.00	0.00	0.00	0.00	0.00
Special/Sensitive Cargo	0.00	0.00	0.00	0.00	0.00	0.00	0.00	0.00	0.00	0.00
Pharma Items	0.00	0.00	0.00	0.00	0.00	0.00	0.00	0.00	0.00	0.00
Live Animals	0.00	0.00	0.00	0.00	0.00	0.00	0.00	0.00	0.00	0.00
Hazardous Dangerous Goods	0.00	0.00	0.00	0.00	0.00	0.00	0.00	0.00	0.00	0.00
Valuable Goods	0.00	0.00	0.00	0.00	0.00	0.00	0.00	0.00	0.00	0.00
Perishable	0.00	0.00	0.00	0.00	0.00	0.00	0.00	0.00	0.00	0.00
Newspaper And Tv Reel Consignments	0.00	0.00	0.00	0.00	0.00	0.00	0.00	0.00	0.00	0.00
Human Remains, Coffin Including Unaccompanied Baggage Of Deceased And Human Eyes Etc.	0.00	0.00	0.00	0.00	0.00	0.00	0.00	0.00	0.00	0.00
Others	0.00	0.00	0.00	0.00	0.00	0.00	0.00	0.00	0.00	0.00








**Form F14(b)-Cargo International**
**2016-2017**

Type of Cargo	Rate in Rupees per Kilogram	Minimum rate per AWB
<b>A.</b>	<b>Export Cargo</b>	
<b>A1.</b>	Terminal, Storage and Processing Charges	
A1.1	General	0.00
A1.2	Special Cargo	
a.	- Pharma items	0.00
b)	- Live Animals	0.00
c)	- Hazardous/ Dangerous Goods	0.00
d)	- Valuable Goods**	0.00
e)	- Perishable	0.00
f)	- Newspaper and TV reel consignments	0.00
g)	- Human remains, Coffin including unaccompanied baggage of Deceased and Human Eyes etc.	0.00
<b>A2.</b>	<b>X-Ray Charges</b>	
A2.1	X-Ray Machine charges	0.00
A2.2	X-Ray Certification charges	0.00
A2.3	Certification for Dangerous goods	0.00
<b>A3.</b>	<b>Demurrage Charges----Export Cargo</b>	
A3.1	General	0.00



Type of Cargo		Rate in Rupees per Kilogram	Minimum rate per AWB
A3.2	Special Cargo		
a.	- Pharma items	0.00	0.00
b)	- Live Animals	0.00	0.00
c)	- Hazardous/ Dangerous Goods	0.00	0.00
d)	- Valuable Goods**	0.00	0.00
e)	- Perishable	0.00	0.00
f)	- Newspaper and TV reel consignments	0.00	0.00
g)	- Human remains, Coffin including unaccompanied baggage of Deceased and Human Eyes etc.	0.00	0.00
<b>A4.</b>	<b>Cargo Handling Charges</b>		
<b>A4</b>	Palletisation/ Containerisation/Unitisation/Staffing Charges	Rate per Kg	Rate per Pallet
A4.1	General	0.00	0.00
A4.2	Special Cargo		
a.	- Pharma items	0.00	0.00
b)	- Live Animals	0.00	0.00
c)	- Hazardous/ Dangerous Goods	0.00	0.00
d)	- Valuable Goods**	0.00	0.00
e)	- Perishable	0.00	0.00
f)	- Newspaper and TV reel consignments	0.00	0.00
g)	- Human remains, Coffin including	0.00	0.00



Type of Cargo		Rate in Rupees per Kilogram	Minimum rate per AWB
	unaccompanied baggage of Deceased and Human Eyes etc.		
<b>A5.</b>	Documentation Fees	Rs Per AWB	Minimum per Flight
A5.1	Cargo Documentation fees for Manifesto/filing etc	0.00	0.00
<b>B.</b>	<b>Import Cargo</b>		
<b>B1.</b>	Terminal, Storage and Processing Charges	Rate in Rupees per Kilogram	Minimum rate per AWB
B1.1	General	0.00	0.00
B1.2	Special Cargo		
a.	- Pharma items	0.00	0.00
b)	- Live Animals	0.00	0.00
c)	- Hazardous/ Dangerous Goods	0.00	0.00
d)	- Valuable Goods**	0.00	0.00
e)	- Perishable	0.00	0.00
f)	- Newspaper and TV reel consignments	0.00	0.00
g)	- Human remains, Coffin including unaccompanied baggage of Deceased and Human Eyes etc.	0.00	0.00
<b>B2.</b>	Cargo Handling Charges		
<b>B2.</b>	DePalletisation/ Destaffing/DeContainerisation/DeUnitisation Charges	Rate per Kg	Rate per Pallet
B2.1	General	0.00	0.00
B1.2	Special Cargo		



Type of Cargo		Rate in Rupees per Kilogram	Minimum rate per AWB
a.	- Pharma items	0.00	0.00
b)	- Live Animals	0.00	0.00
c)	- Hazardous/ Dangerous Goods	0.00	0.00
d)	- Valuable Goods**	0.00	0.00
e)	- Perishable	0.00	0.00
f)	- Newspaper and TV reel consignments	0.00	0.00
g)	- Human remains, Coffin including unaccompanied baggage of Deceased and Human Eyes etc.	0.00	0.00
<b>B3.</b>	<b>Demurrage Charges----Import Cargo</b>	<b>Rate in Rupees per Kilogram</b>	<b>Minimum rate per AWB</b>
B3.1	General	0.00	0.00
B3.2	Special Cargo		
a.	- Pharma items	0.00	0.00
b)	- Live Animals	0.00	0.00
c)	- Hazardous/ Dangerous Goods	0.00	0.00
d)	- Valuable Goods**	0.00	0.00
e)	- Perishable	0.00	0.00
f)	- Newspaper and TV reel consignments	0.00	0.00
g)	- Human remains, Coffin including unaccompanied baggage of Deceased and Human Eyes etc.	0.00	0.00
C1.1	Courier cargo facilitation	0.00	0.00




-192

Type of Cargo		Rate in Rupees per Kilogram	Minimum rate per AWB
C1.2	X-ray charges	0.00	0.00
C1.3	<b>Demurrage Charges</b>		
	- Free Period	0.00	
	- 4th day to 10th day	0.00	
	- 11th day to 20th day	0.00	
	- 21st day to 30th day	0.00	
	- Beyond 30 days	0.00	
<b>C2.</b>	Outcoming Courier Charges -- International	Outbound (Import) PER KG.	MINIMUM Charge per Bag
C2.1	Courier cargo facilitation	0.00	0.00
C2.2	X-ray charges	0.00	0.00
C2.3	<b>Demurrage Charges</b>		
	- Free Period	0.00	
	- day to day	0.00	
	- day to day	0.00	
	- day to day	0.00	
	- Beyond days	0.00	
<b>D.</b>	<b>Transshipment Cargo/Carting</b>	Rate Per Kg	Minimum per AWB
<b>D1.</b>	Transshipment charges-international to international		
D1.1	General Cargo	0.00	0.00
D1.2	Special Cargo/DGR/Valuable/Perishable/Pharma	0.00	0.00




Type of Cargo		Rate in Rupees per Kilogram	Minimum rate per AWB
D1.3	Documentation Fee	0.00	0.00
<b>D2.</b>	Transshipment charges-international to domestic		
D2.1	General Cargo	0.00	0.00
D2.2	Special/Sensitive Cargo	0.00	0.00
D2.3	DGR/Valuable/Perishable/Pharma	0.00	0.00
D2.4	Documentation Fee	0.00	0.00
<b>D3.</b>	Transshipment charges-domestic to domestic		
D3.1	General Cargo	0.00	0.00
D3.2	Special/Sensitive Cargo	0.00	0.00
D3.3	DGR/Valuable/Perishable/Pharma	0.00	0.00
D3.4	Documentation Fee	0.00	0.00
<b>E.</b>	<b>Customs Cost Recovery Charges</b>	Rate Per Kg.	
E1	components of customs cargo recovery charges	0.00	
<b>F.</b>	<b>EDI/IT Services (GMAX,WIPRO,SITA etc.)</b>	Minimum rate per AWB	
F1	EDI/IT Services (GMAX,WIPRO,SITA etc.)	0.00	
<b>G.</b>	<b>***Others Charges, if any</b>	Minimum rate per Kg/AWB	
G1	Others Charges, if any	0.00	

**2017-2018**

Type of Cargo		Rate in Rupees per Kilogram	Minimum rate per AWB
<b>A.</b>	<b>Export Cargo</b>		



Type of Cargo		Rate in Rupees per Kilogram	Minimum rate per AWB
<b>A1.</b>	Terminal, Storage and Processing Charges		
A1.1	General		
A1.2	Special Cargo		
a.	- Pharma items		
b)	- Live Animals		
c)	- Hazardous/ Dangerous Goods		
d)	- Valuable Goods**		
e)	- Perishable		
f)	- Newspaper and TV reel consignments		
g)	- Human remains, Coffin including unaccompanied baggage of Deceased and Human Eyes etc.		
<b>A2.</b>	X-Ray Charges		
A2.1	X-Ray Machine charges		
A2.2	X-Ray Certification charges		
A2.3	Certification for Dangerous goods		
<b>A3.</b>	Demurrage Charges----Export Cargo		
A3.1	General		
A3.2	Special Cargo		
a.	- Pharma items		
b)	- Live Animals		
c)	- Hazardous/ Dangerous Goods		



- 128 -

Type of Cargo		Rate in Rupees per Kilogram	Minimum rate per AWB
d)	- Valuable Goods**		
e)	- Perishable		
f)	- Newspaper and TV reel consignments		
g)	- Human remains, Coffin including unaccompanied baggage of Deceased and Human Eyes etc.		
<b>A4.</b>	<b>Cargo Handling Charges</b>		
<b>A4</b>	Palletisation/ Containerisation/Unitisation/Staffing Charges	Rate per Kg	Rate per Pallet
A4.1	General		
A4.2	<b>Special Cargo</b>		
a.	- Pharma items		
b)	- Live Animals		
c)	- Hazardous/ Dangerous Goods		
d)	- Valuable Goods**		
e)	- Perishable		
f)	- Newspaper and TV reel consignments		
g)	- Human remains, Coffin including unaccompanied baggage of Deceased and Human Eyes etc.		
<b>A5.</b>	<b>Documentation Fees</b>	<b>Rs Per AWB</b>	<b>Minimum per Flight</b>
A5.1	Cargo Documentation fees for Manifesto/filing etc		





Type of Cargo		Rate in Rupees per Kilogram	Minimum rate per AWB
<b>B.</b>	<b>Import Cargo</b>		
<b>B1.</b>	Terminal, Storage and Processing Charges	Rate in Rupees per Kilogram	Minimum rate per AWB
B1.1	General		
B1.2	Special Cargo		
a.	- Pharma items		
b)	- Live Animals		
c)	- Hazardous/ Dangerous Goods		
d)	- Valuable Goods**		
e)	- Perishable		
f)	- Newspaper and TV reel consignments		
g)	- Human remains, Coffin including unaccompanied baggage of Deceased and Human Eyes etc.		
<b>B2.</b>	<b>Cargo Handling Charges</b>		
<b>B2.</b>	DePalletisation/ Destaffing/DeContainerisation/DeUnitisation Charges	Rate per Kg	Rate per Pallet
B2.1	General		
B1.2	Special Cargo		
a.	- Pharma items		
b)	- Live Animals		
c)	- Hazardous/ Dangerous Goods		
d)	- Valuable Goods**		



11/7

Type of Cargo		Rate in Rupees per Kilogram	Minimum rate per AWB
e)	- Perishable		
f)	- Newspaper and TV reel consignments		
g)	- Human remains, Coffin including unaccompanied baggage of Deceased and Human Eyes etc.		
<b>B3.</b>	<b>Demurrage Charges----Import Cargo</b>	<b>Rate in Rupees per Kilogram</b>	<b>Minimum rate per AWB</b>
B3.1	General		
B3.2	Special Cargo		
a.	- Pharma items		
b)	- Live Animals		
c)	- Hazardous/ Dangerous Goods		
d)	- Valuable Goods**		
e)	- Perishable		
f)	- Newspaper and TV reel consignments		
g)	- Human remains, Coffin including unaccompanied baggage of Deceased and Human Eyes etc.		
C1.1	Courier cargo facilitation		
C1.2	X-ray charges		
C1.3	<b>Demurrage Charges</b>		
	- Free Period		
	- 4th day to 10th day		

-178-



Type of Cargo		Rate in Rupees per Kilogram	Minimum rate per AWB
	- 11th day to 20th day		
	- 21st day to 30th day		
	- Beyond 30 days		
<b>C2.</b>	<b>Outcoming Courier Charges -- International</b>	<b>Outbound (Import) PER KG.</b>	<b>MINIMUM Charge per Bag</b>
C2.1	Courier cargo facilitation		
C2.2	X-ray charges		
<b>C2.3</b>	<b>Demurrage Charges</b>		
	- Free Period		
	- day to day		
	- day to day		
	- day to day		
	- Beyond days		
<b>D.</b>	<b>Transshipment Cargo/Carting</b>	<b>Rate Per Kg</b>	<b>Minimum per AWB</b>
<b>D1.</b>	<b>Transshipment charges-international to international</b>		
D1.1	General Cargo		
D1.2	Special Cargo/DGR/Valuable/Perishable/Pharma		
D1.3	Documentation Fee		
<b>D2.</b>	<b>Transshipment charges-international to domestic</b>		
D2.1	General Cargo		
D2.2	Special/Sensitive Cargo		



Type of Cargo		Rate in Rupees per Kilogram	Minimum rate per AWB
D2.3	DGR/Valuable/Perishable/Pharma		
D2.4	Documentation Fee		
<b>D3.</b>	<b>Transshipment charges-domestic to domestic</b>		
D3.1	General Cargo		
D3.2	Special/Sensitive Cargo		
D3.3	DGR/Valuable/Perishable/Pharma		
D3.4	Documentation Fee		
<b>E.</b>	<b>Customs Cost Recovery Charges</b>	Rate Per Kg.	
E1	components of customs cargo recovery charges		
<b>F.</b>	<b>EDI/IT Services (GMAX,WIPRO,SITA etc.)</b>	Minimum rate per AWB	
F1	EDI/IT Services (GMAX,WIPRO,SITA etc.)		
<b>G.</b>	<b>***Others Charges, if any</b>	Minimum rate per Kg/AWB	
G1	Others Charges, if any		


**2018-2019**

Type of Cargo		Rate in Rupees per Kilogram	Minimum rate per AWB
<b>A.</b>	<b>Export Cargo</b>		
<b>A1.</b>	<b>Terminal, Storage and Processing Charges</b>		
A1.1	General		
A1.2	Special Cargo		
a.	- Pharma items		



1/80

Type of Cargo		Rate in Rupees per Kilogram	Minimum rate per AWB
b)	- Live Animals		
c)	- Hazardous/ Dangerous Goods		
d)	- Valuable Goods**		
e)	- Perishable		
f)	- Newspaper and TV reel consignments		
g)	- Human remains, Coffin including unaccompanied baggage of Deceased and Human Eyes etc.		
<b>A2.</b>	<b>X-Ray Charges</b>		
A2.1	X-Ray Machine charges		
A2.2	X-Ray Certification charges		
A2.3	Certification for Dangerous goods		
<b>A3.</b>	<b>Demurrage Charges----Export Cargo</b>		
A3.1	General		
A3.2	<b>Special Cargo</b>		
a.	- Pharma items		
b)	- Live Animals		
c)	- Hazardous/ Dangerous Goods		
d)	- Valuable Goods**		
e)	- Perishable		
f)	- Newspaper and TV reel consignments		
g)	- Human remains, Coffin including		




Type of Cargo		Rate in Rupees per Kilogram	Minimum rate per AWB
	unaccompanied baggage of Deceased and Human Eyes etc.		
<b>A4.</b>	<b>Cargo Handling Charges</b>		
<b>A4</b>	Palletisation/ Containerisation/Unitisation/Staffing Charges	Rate per Kg	Rate per Pallet
A4.1	General		
A4.2	<b>Special Cargo</b>		
a.	- Pharma items		
b)	- Live Animals		
c)	- Hazardous/ Dangerous Goods		
d)	- Valuable Goods**		
e)	- Perishable		
f)	- Newspaper and TV reel consignments		
g)	- Human remains, Coffin including unaccompanied baggage of Deceased and Human Eyes etc.		
<b>A5.</b>	<b>Documentation Fees</b>	<b>Rs Per AWB</b>	<b>Minimum per Flight</b>
A5.1	Cargo Documentation fees for Manifesto/filing etc		
<b>B.</b>	<b>Import Cargo</b>		
<b>B1.</b>	<b>Terminal, Storage and Processing Charges</b>	<b>Rate in Rupees per Kilogram</b>	<b>Minimum rate per AWB</b>
B1.1	General		
B1.2	Special Cargo		



Type of Cargo		Rate in Rupees per Kilogram	Minimum rate per AWB
a.	- Pharma items		
b)	- Live Animals		
c)	- Hazardous/ Dangerous Goods		
d)	- Valuable Goods**		
e)	- Perishable		
f)	- Newspaper and TV reel consignments		
g)	- Human remains, Coffin including unaccompanied baggage of Deceased and Human Eyes etc.		
<b>B2.</b>	<b>Cargo Handling Charges</b>		
<b>B2.</b>	DePalletisation/ Destaffing/DeContainerisation/DeUnitisation Charges	Rate per Kg	Rate per Pallet
B2.1	General		
B1.2	<b>Special Cargo</b>		
a.	- Pharma items		
b)	- Live Animals		
c)	- Hazardous/ Dangerous Goods		
d)	- Valuable Goods**		
e)	- Perishable		
f)	- Newspaper and TV reel consignments		
g)	- Human remains, Coffin including unaccompanied baggage of Deceased and		


-183-

Type of Cargo		Rate in Rupees per Kilogram	Minimum rate per AWB
	Human Eyes etc.		
<b>B3.</b>	Demurrage Charges----Import Cargo	Rate in Rupees per Kilogram	Minimum rate per AWB
B3.1	General		
B3.2	Special Cargo		
a.	- Pharma items		
b)	- Live Animals		
c)	- Hazardous/ Dangerous Goods		
d)	- Valuable Goods**		
e)	- Perishable		
f)	- Newspaper and TV reel consignments		
g)	- Human remains, Coffin including unaccompanied baggage of Deceased and Human Eyes etc.		
C1.1	Courier cargo facilitation		
C1.2	X-ray charges		
C1.3	<b>Demurrage Charges</b>		
	- Free Period		
	- 4th day to 10th day		
	- 11th day to 20th day		
	- 21st day to 30th day		
	- Beyond 30 days		
<b>C2.</b>	Outcoming Courier Charges -- International	Outbound (Import) PER KG.	MINIMUM Charge per Bag

-184-






Type of Cargo		Rate in Rupees per Kilogram	Minimum rate per AWB
C2.1	Courier cargo facilitation		
C2.2	X-ray charges		
C2.3	<b>Demurrage Charges</b>		
	- Free Period		
	- day to day		
	- day to day		
	- day to day		
	- Beyond days		
<b>D.</b>	<b>Transshipment Cargo/Carting</b>	<b>Rate Per Kg</b>	<b>Minimum per AWB</b>
<b>D1.</b>	Transshipment charges-international to international		
D1.1	General Cargo		
D1.2	Special Cargo/DGR/Valuable/Perishable/Pharma		
D1.3	Documentation Fee		
<b>D2.</b>	Transshipment charges-international to domestic		
D2.1	General Cargo		
D2.2	Special/Sensitive Cargo		
D2.3	DGR/Valuable/Perishable/Pharma		
D2.4	Documentation Fee		
<b>D3.</b>	Transshipment charges-domestic to domestic		
D3.1	General Cargo		



Type of Cargo		Rate in Rupees per Kilogram	Minimum rate per AWB
D3.2	Special/Sensitive Cargo		
D3.3	DGR/Valuable/Perishable/Pharma		
D3.4	Documentation Fee		
<b>E.</b>	<b>Customs Cost Recovery Charges</b>	Rate Per Kg.	
E1	components of customs cargo recovery charges		
<b>F.</b>	<b>EDI/IT Services (GMAX,WIPRO,SITA etc.)</b>	Minimum rate per AWB	
F1	EDI/IT Services (GMAX,WIPRO,SITA etc.)		
<b>G.</b>	<b>***Others Charges, if any</b>	Minimum rate per Kg/AWB	
G1	Others Charges, if any		

**2019-2020**

Type of Cargo		Rate in Rupees per Kilogram	Minimum rate per AWB
<b>A.</b>	<b>Export Cargo</b>		
<b>A1.</b>	Terminal, Storage and Processing Charges		
A1.1	General		
A1.2	Special Cargo		
a.	- Pharma items		
b)	- Live Animals		
c)	- Hazardous/ Dangerous Goods		
d)	- Valuable Goods**		
e)	- Perishable		



Type of Cargo		Rate in Rupees per Kilogram	Minimum rate per AWB
f)	- Newspaper and TV reel consignments		
g)	- Human remains, Coffin including unaccompanied baggage of Deceased and Human Eyes etc.		
<b>A2.</b>	X-Ray Charges		
A2.1	X-Ray Machine charges		
A2.2	X-Ray Certification charges		
A2.3	Certification for Dangerous goods		
<b>A3.</b>	Demurrage Charges----Export Cargo		
A3.1	General		
A3.2	Special Cargo		
a.	- Pharma items		
b)	- Live Animals		
c)	- Hazardous/ Dangerous Goods		
d)	- Valuable Goods**		
e)	- Perishable		
f)	- Newspaper and TV reel consignments		
g)	- Human remains, Coffin including unaccompanied baggage of Deceased and Human Eyes etc.		
<b>A4.</b>	Cargo Handling Charges		
<b>A4</b>	Palletisation/ Containerisation/Unitisation/Staffing Charges	Rate per Kg	Rate per Pallet



Type of Cargo		Rate in Rupees per Kilogram	Minimum rate per AWB
A4.1	General		
A4.2	Special Cargo		
a.	- Pharma items		
b)	- Live Animals		
c)	- Hazardous/ Dangerous Goods		
d)	- Valuable Goods**		
e)	- Perishable		
f)	- Newspaper and TV reel consignments		
g)	- Human remains, Coffin including unaccompanied baggage of Deceased and Human Eyes etc.		
<b>A5.</b>	<b>Documentation Fees</b>	<b>Rs Per AWB</b>	<b>Minimum per Flight</b>
A5.1	Cargo Documentation fees for Manifesto/filing etc		
<b>B.</b>	<b>Import Cargo</b>		
<b>B1.</b>	<b>Terminal, Storage and Processing Charges</b>	<b>Rate in Rupees per Kilogram</b>	<b>Minimum rate per AWB</b>
B1.1	General		
B1.2	Special Cargo		
a.	- Pharma items		
b)	- Live Animals		
c)	- Hazardous/ Dangerous Goods		
d)	- Valuable Goods**		

188



Type of Cargo		Rate in Rupees per Kilogram	Minimum rate per AWB
e)	- Perishable		
f)	- Newspaper and TV reel consignments		
g)	- Human remains, Coffin including unaccompanied baggage of Deceased and Human Eyes etc.		
<b>B2.</b>	<b>Cargo Handling Charges</b>		
<b>B2.</b>	<b>DePalletisation/ Destaffing/DeContainerisation/DeUnitisation Charges</b>	<b>Rate per Kg</b>	<b>Rate per Pallet</b>
B2.1	General		
B1.2	Special Cargo		
a.	- Pharma items		
b)	- Live Animals		
c)	- Hazardous/ Dangerous Goods		
d)	- Valuable Goods**		
e)	- Perishable		
f)	- Newspaper and TV reel consignments		
g)	- Human remains, Coffin including unaccompanied baggage of Deceased and Human Eyes etc.		
<b>B3.</b>	<b>Demurrage Charges----Import Cargo</b>	<b>Rate in Rupees per Kilogram</b>	<b>Minimum rate per AWB</b>
B3.1	General		
B3.2	Special Cargo		
a.	- Pharma items		




Type of Cargo		Rate in Rupees per Kilogram	Minimum rate per AWB
b)	- Live Animals		
c)	- Hazardous/ Dangerous Goods		
d)	- Valuable Goods**		
e)	- Perishable		
f)	- Newspaper and TV reel consignments		
g)	- Human remains, Coffin including unaccompanied baggage of Deceased and Human Eyes etc.		
C1.1	Courier cargo facilitation		
C1.2	X-ray charges		
C1.3	<b>Demurrage Charges</b>		
	- Free Period		
	- 4th day to 10th day		
	- 11th day to 20th day		
	- 21st day to 30th day		
	- Beyond 30 days		
<b>C2.</b>	<b>Outcoming Courier Charges -- International</b>	<b>Outbound (Import) PER KG.</b>	<b>MINIMUM Charge per Bag</b>
C2.1	Courier cargo facilitation		
C2.2	X-ray charges		
C2.3	<b>Demurrage Charges</b>		
	- Free Period		

-190-



Type of Cargo	Rate in Rupees per Kilogram	Minimum rate per AWB
- day to day		
- day to day		
- day to day		
- Beyond days		
<b>D.</b>	<b>Transshipment Cargo/Carting</b>	<b>Rate Per Kg</b>
<b>D1.</b>	<b>Transshipment charges-international to international</b>	
D1.1	General Cargo	
D1.2	Special Cargo/DGR/Valuable/Perishable/Pharma	
D1.3	Documentation Fee	
<b>D2.</b>	<b>Transshipment charges-international to domestic</b>	
D2.1	General Cargo	
D2.2	Special/Sensitive Cargo	
D2.3	DGR/Valuable/Perishable/Pharma	
D2.4	Documentation Fee	
<b>D3.</b>	<b>Transshipment charges-domestic to domestic</b>	
D3.1	General Cargo	
D3.2	Special/Sensitive Cargo	
D3.3	DGR/Valuable/Perishable/Pharma	
D3.4	Documentation Fee	
<b>E.</b>	<b>Customs Cost Recovery Charges</b>	<b>Rate Per Kg.</b>



Type of Cargo		Rate in Rupees per Kilogram	Minimum rate per AWB
E1	components of customs cargo recovery charges		
<b>F.</b>	<b>EDI/IT Services (GMAX,WIPRO,SITA etc.)</b>	Minimum rate per AWB	
F1	EDI/IT Services (GMAX,WIPRO,SITA etc.)		
<b>G.</b>	<b>***Others Charges, if any</b>	Minimum rate per Kg/AWB	
G1	Others Charges, if any		

**2020-2021**

Type of Cargo		Rate in Rupees per Kilogram	Minimum rate per AWB
<b>A.</b>	<b>Export Cargo</b>		
<b>A1.</b>	Terminal, Storage and Processing Charges		
A1.1	General		
A1.2	Special Cargo		
a.	- Pharma items		
b)	- Live Animals		
c)	- Hazardous/ Dangerous Goods		
d)	- Valuable Goods**		
e)	- Perishable		
f)	- Newspaper and TV reel consignments		
g)	- Human remains, Coffin including unaccompanied baggage of Deceased and Human Eyes etc.		
<b>A2.</b>	<b>X-Ray Charges</b>		



-192



Type of Cargo		Rate in Rupees per Kilogram	Minimum rate per AWB
A2.1	X-Ray Machine charges		
A2.2	X-Ray Certification charges		
A2.3	Certification for Dangerous goods		
<b>A3.</b>	Demurrage Charges----Export Cargo		
A3.1	General		
A3.2	Special Cargo		
a.	- Pharma items		
b)	- Live Animals		
c)	- Hazardous/ Dangerous Goods		
d)	- Valuable Goods**		
e)	- Perishable		
f)	- Newspaper and TV reel consignments		
g)	- Human remains, Coffin including unaccompanied baggage of Deceased and Human Eyes etc.		
<b>A4.</b>	Cargo Handling Charges		
<b>A4</b>	Palletisation/ Containerisation/Unitisation/Staffing Charges	Rate per Kg	Rate per Pallet
A4.1	General		
A4.2	Special Cargo		
a.	- Pharma items		
b)	- Live Animals		

198 -



RW

Type of Cargo		Rate in Rupees per Kilogram	Minimum rate per AWB
c)	- Hazardous/ Dangerous Goods		
d)	- Valuable Goods**		
e)	- Perishable		
f)	- Newspaper and TV reel consignments		
g)	- Human remains, Coffin including unaccompanied baggage of Deceased and Human Eyes etc.		
<b>A5.</b>	<b>Documentation Fees</b>	<b>Rs Per AWB</b>	<b>Minimum per Flight</b>
A5.1	Cargo Documentation fees for Manifesto/filing etc		
<b>B.</b>	<b>Import Cargo</b>		
<b>B1.</b>	<b>Terminal, Storage and Processing Charges</b>	<b>Rate in Rupees per Kilogram</b>	<b>Minimum rate per AWB</b>
B1.1	General		
B1.2	Special Cargo		
a.	- Pharma items		
b)	- Live Animals		
c)	- Hazardous/ Dangerous Goods		
d)	- Valuable Goods**		
e)	- Perishable		
f)	- Newspaper and TV reel consignments		
g)	- Human remains, Coffin including unaccompanied baggage of Deceased and Human Eyes etc.		



- 19/4 -

Type of Cargo		Rate in Rupees per Kilogram	Minimum rate per AWB
<b>B2.</b>	Cargo Handling Charges		
<b>B2.</b>	DePalletisation/ Destaffing/DeContainerisation/DeUnitisation Charges	Rate per Kg	Rate per Pallet
B2.1	General		
B1.2	Special Cargo		
a.	- Pharma items		
b)	- Live Animals		
c)	- Hazardous/ Dangerous Goods		
d)	- Valuable Goods**		
e)	- Perishable		
f)	- Newspaper and TV reel consignments		
g)	- Human remains, Coffin including unaccompanied baggage of Deceased and Human Eyes etc.		
<b>B3.</b>	Demurrage Charges----Import Cargo	Rate in Rupees per Kilogram	Minimum rate per AWB
B3.1	General		
B3.2	Special Cargo		
a.	- Pharma items		
b)	- Live Animals		
c)	- Hazardous/ Dangerous Goods		
d)	- Valuable Goods**		
e)	- Perishable		



Type of Cargo		Rate in Rupees per Kilogram	Minimum rate per AWB
f)	- Newspaper and TV reel consignments		
g)	- Human remains, Coffin including unaccompanied baggage of Deceased and Human Eyes etc.		
C1.1	Courier cargo facilitation		
C1.2	X-ray charges		
C1.3	<b>Demurrage Charges</b>		
	- Free Period		
	- 4th day to 10th day		
	- 11th day to 20th day		
	- 21st day to 30th day		
	- Beyond 30 days		
<b>C2.</b>	Outcoming Courier Charges -- International	Outbound (Import) PER KG.	MINIMUM Charge per Bag
C2.1	Courier cargo facilitation		
C2.2	X-ray charges		
C2.3	<b>Demurrage Charges</b>		
	- Free Period		
	- day to day		
	- day to day		
	- day to day		
	- Beyond days		



-196-

Type of Cargo		Rate in Rupees per Kilogram	Minimum rate per AWB
<b>D.</b>	<b>Transshipment Cargo/Carting</b>	Rate Per Kg	Minimum per AWB
<b>D1.</b>	Transshipment charges-international to international		
D1.1	General Cargo		
D1.2	Special Cargo/DGR/Valuable/Perishable/Pharma		
D1.3	Documentation Fee		
<b>D2.</b>	Transshipment charges-international to domestic		
D2.1	General Cargo		
D2.2	Special/Sensitive Cargo		
D2.3	DGR/Valuable/Perishable/Pharma		
D2.4	Documentation Fee		
<b>D3.</b>	Transshipment charges-domestic to domestic		
D3.1	General Cargo		
D3.2	Special/Sensitive Cargo		
D3.3	DGR/Valuable/Perishable/Pharma		
D3.4	Documentation Fee		
<b>E.</b>	<b>Customs Cost Recovery Charges</b>	Rate Per Kg.	
E1	components of customs cargo recovery charges		
<b>F.</b>	<b>EDI/IT Services (GMAX,WIPRO,SITA etc.)</b>	Minimum rate per AWB	
F1	EDI/IT Services (GMAX,WIPRO,SITA etc.)		
<b>G.</b>	<b>***Others Charges, if any</b>	Minimum rate per Kg/AWB	



Type of Cargo		Rate in Rupees per Kilogram	Minimum rate per AWB
G1	Others Charges, if any		



198-

**Form F14(b)-Fuel Throughput Form**

Year	2016-2017	2017-2018	2018-2019	2019-2020	2020-2021
Fuel Farm Facility Services	0.00	0.00	0.00	0.00	0.00



**Form F14(b)-Fuel Throughput-Into Plane Services**

Year	2016-2017	2016-2017	2017-2018	2017-2018	2018-2019	2018-2019	2019-2020	2019-2020	2020-2021	2020-2021
Aircraft Fuelling	0.00	0.00	0.00	0.00	0.00	0.00	0.00	0.00	0.00	0.00
Aircraft Defueling Within	0.00	0.00	0.00	0.00	0.00	0.00	0.00	0.00	0.00	0.00
Aircraft Defueling Beyond	0.00	0.00	0.00	0.00	0.00	0.00	0.00	0.00	0.00	0.00
Aircraft Refueling Defueled Product Within	0.00	0.00	0.00	0.00	0.00	0.00	0.00	0.00	0.00	0.00
Aircraft Refueling Defueled Product Beyond	0.00	0.00	0.00	0.00	0.00	0.00	0.00	0.00	0.00	0.00

  
 Bird Worldwide Flight Services (India) Pvt. Ltd.  
 New Delhi



**Form F14(b)-Ground Handling**
**2016-2017**

Code	Aircraft Type	Type Of Carrier	Ramp Handling	Traffic Handling	Comprehensive
Code B1	Dornier	freight	4000.00	1000.00	5000.00
Code C1	ATR 72	freight	14000.00	6000.00	20000.00
Code C1	EMB 135	freight	14000.00	6000.00	20000.00
Code C1	EMB 170	freight	18000.00	7000.00	25000.00
Code C	B-737	freight	25000.00	10000.00	35000.00
Code C	A-320	freight	25000.00	10000.00	35000.00
Code D	A-310	freight	38300.00	18000.00	56300.00
Code D	A-300-600	freight	38300.00	18000.00	56300.00
Code E	A 330-309	freight	71000.00	34000.00	105000.00
Code E	B-747	freight	71000.00	34000.00	105000.00
Code E	B-777	freight	71000.00	34000.00	105000.00
Code E	A-340	freight	71000.00	34000.00	105000.00

**2017-2018**

Code	Aircraft Type	Type Of Carrier	Ramp Handling	Traffic Handling	Comprehensive
Code B1	Dornier	freight	0.00	0.00	0.00
Code B1	Dornier	non scheduled	0.00	0.00	0.00

**2018-2019**

Code	Aircraft Type	Type Of Carrier	Ramp Handling	Traffic Handling	Comprehensive
Code B1	Dornier	freight	0.00	0.00	0.00
Code B1	Dornier	non scheduled	0.00	0.00	0.00

**2019-2020**

Code	Aircraft Type	Type Of Carrier	Ramp Handling	Traffic Handling	Comprehensive
Code B1	Dornier	freight	0.00	0.00	0.00
Code B1	Dornier	non scheduled	0.00	0.00	0.00



**2020-2021**

Code	Aircraft Type	Type Of Carrier	Ramp Handling	Traffic Handling	Comprehensive
Code B1	Dornier	freight	0.00	0.00	0.00
Code B1	Dornier	non scheduled	0.00	0.00	0.00



**Form F14(b)-Landing Charges**

Year	2016-2017	2016-2017	2017-2018	2017-2018	2018-2019	2018-2019	2019-2020	2019-2020	2020-2021	2020-2021
Upto 100 Mt	0.00	0.00	0.00	0.00	0.00	0.00	0.00	0.00	0.00	0.00
Above 200 Mt	0.00	0.00	0.00	0.00	0.00	0.00	0.00	0.00	0.00	0.00


**Form F14(b)-Other Charges**
**2016-2017**

Standardization of Tariff Card for Airport Operator		
<b>Fuel Throughput Charges</b>	Rate Per Kilo Litre	
Fuel Throughput Charges	0.00	
<b>Passenger Service Fee (PSF) - Facilitation / User Development Fee (UDF)</b>	Rate per embarking passenger	
Domestic Passenger	0.00	
International Passenger	0.00	
<b>Note:</b>		
<b>Aerobridge Charges (Passenger Boarding Bridges)</b>	Rate Per International flight	Rate Per Domestic flight
Aerobridge Charges	0.00	0.00
<b>Cute Counter Charges / CUSS / BRS / Common Infrastructure Charges</b>	Rate Per Departing Flight	
Domestic	0.00	
International	0.00	
<b>Extension of Service Hours (Airport) [Watch Hours]</b>	Rate (In INR) Per Hour Per Aircraft	
Domestic	0.00	
International	0.00	
Others Charges	0.00	


**2017-2018**


-204-

Standardization of Tariff Card for Airport Operator		
<b>Fuel Throughput Charges</b>	Rate Per Kilo Litre	
Fuel Throughput Charges		
<b>Passenger Service Fee (PSF) - Facilitation / User Development Fee (UDF)</b>	Rate per embarking passenger	
Domestic Passenger		
International Passenger		
<b>Note:</b>		
<b>Aerobridge Charges (Passenger Boarding Bridges)</b>	Rate Per International flight	Rate Per Domestic flight
Aerobridge Charges		
<b>Cute Counter Charges / CUSS / BRS / Common Infrastructure Charges</b>	Rate Per Departing Flight	
Domestic		
International		
<b>Extension of Service Hours (Airport) [Watch Hours]</b>	Rate (In INR) Per Hour Per Aircraft	
Domestic		
International		
Others Charges		

**2018-2019**

Standardization of Tariff Card for Airport Operator		
<b>Fuel Throughput Charges</b>	Rate Per Kilo Litre	
Fuel Throughput Charges		



Standardization of Tariff Card for Airport Operator		
<b>Passenger Service Fee (PSF) - Facilitation / User Development Fee (UDF)</b>	Rate per embarking passenger	
Domestic Passenger		
International Passenger		
<b>Note:</b>		
<b>Aerobridge Charges (Passenger Boarding Bridges)</b>	Rate Per International flight	Rate Per Domestic flight
Aerobridge Charges		
<b>Cute Counter Charges / CUSS / BRS / Common Infrastructure Charges</b>	Rate Per Departing Flight	
Domestic		
International		
<b>Extension of Service Hours (Airport) [Watch Hours]</b>	Rate (In INR) Per Hour Per Aircraft	
Domestic		
International		
Others Charges		

**2019-2020**

Standardization of Tariff Card for Airport Operator	
<b>Fuel Throughput Charges</b>	Rate Per Kilo Litre
Fuel Throughput Charges	
<b>Passenger Service Fee (PSF) - Facilitation / User Development Fee (UDF)</b>	Rate per embarking passenger
Domestic Passenger	



-206-

Standardization of Tariff Card for Airport Operator		
International Passenger		
<b>Note:</b>		
<b>Aerobridge Charges (Passenger Boarding Bridges)</b>	Rate Per International flight	Rate Per Domestic flight
Aerobridge Charges		
<b>Cute Counter Charges / CUSS / BRS / Common Infrastructure Charges</b>	Rate Per Departing Flight	
Domestic		
International		
<b>Extension of Service Hours (Airport) [Watch Hours]</b>	Rate (In INR) Per Hour Per Aircraft	
Domestic		
International		
Others Charges		

**2020-2021**

Standardization of Tariff Card for Airport Operator		
<b>Fuel Throughput Charges</b>	Rate Per Kilo Litre	
Fuel Throughput Charges		
<b>Passenger Service Fee (PSF) - Facilitation / User Development Fee (UDF)</b>	Rate per embarking passenger	
Domestic Passenger		
International Passenger		
<b>Note:</b>		
<b>Aerobridge Charges (Passenger Boarding Bridges)</b>	Rate Per International flight	Rate Per Domestic flight



Standardization of Tariff Card for Airport Operator		
Aerobridge Charges		
<b>Cute Counter Charges / CUSS / BRS / Common Infrastructure Charges</b>	Rate Per Departing Flight	
Domestic		
International		
<b>Extension of Service Hours (Airport) [Watch Hours]</b>	Rate (In INR) Per Hour Per Aircraft	
Domestic		
International		
Others Charges		

208





**Form F14(b)-Parking & Housing Fee**

Year	2016-2017	2016-2017	2017-2018	2017-2018	2018-2019	2018-2019	2019-2020	2019-2020	2020-2021	2020-2021
Rate Proposed	Parking Charges Rates per Hour	Housing Charges Rates per Hour	Parking Charges Rates per Hour	Housing Charges Rates per Hour	Parking Charges Rates per Hour	Housing Charges Rates per Hour	Parking Charges Rates per Hour	Housing Charges Rates per Hour	Parking Charges Rates per Hour	Housing Charges Rates per Hour
Upto 100 Mt	0.00	0.00	0.00	0.00	0.00	0.00	0.00	0.00	0.00	0.00
Above 200 Mt	0.00	0.00	0.00	0.00	0.00	0.00	0.00	0.00	0.00	0.00





**Form F15(a): Annual Tariff Proposal for Tariff Year (Only for AO)**

Financial Year	2014-2015	2015-2016	2016-2017	2017-2018	2018-2019	2019-2020	2020-2021
Yield Per Passenger	0.00	0.00	0.00	0.00	0.00	0.00	0.00
Error Correction Term (from Year T-2)	0.00	0.00	0.00	0.00	0.00	0.00	0.00
Estimated Maximum Allowed Yield (EMAY)	0.00	0.00	0.00	0.00	0.00	0.00	0.00



-9170-

**Form F15: Annual Tariff Proposal for Tariff Year (Only for ISP)**

Financial Year	2014-2015	2015-2016	2016-2017	2017-2018	2018-2019	2019-2020	2020-2021
Yield Per Passenger	0.00	0.00	0.00	0.00	0.00	0.00	0.00
Actual WPI During The Year	0.00	0.00	0.00	0.00	0.00	0.00	0.00
Actual Maximum Allowed Yield Per Passenger	0.00	0.00	0.00	0.00	0.00	0.00	0.00
Security Operating Cost Correction Term	0.00	0.00	0.00	0.00	0.00	0.00	0.00
Other Mandated Operating Cost Correction Term	0.00	0.00	0.00	0.00	0.00	0.00	0.00
Statutory Cost Operating Correction Term	0.00	0.00	0.00	0.00	0.00	0.00	0.00
Forecast Error Correction Term	0.00	0.00	0.00	0.00	0.00	0.00	0.00
Recovery Error Correction Term	0.00	0.00	0.00	0.00	0.00	0.00	0.00
Actual Yield Per Passenger	0.00	0.00	0.00	0.00	0.00	0.00	0.00
Revenues Subject To Yield Cap	0.00	0.00	0.00	0.00	0.00	0.00	0.00
Volumes	0.00	0.00	0.00	0.00	0.00	0.00	0.00
Over Recovery Of Allowed Yield Error Correction	0.00	0.00	0.00	0.00	0.00	0.00	0.00



**Form F16: Annual Compliance statement (Only for AO)**

Financial Year	2014-2015	2015-2016	2016-2017	2017-2018	2018-2019	2019-2020	2020-2021
Yield Per Passenger	0.00	0.00	0.00	0.00	0.00	0.00	0.00
Actual Wpi During The Year	0.00	0.00	0.00	0.00	0.00	0.00	0.00
Actual Maximum Allowed Yield Per Passenger	0.00	0.00	0.00	0.00	0.00	0.00	0.00
Security Operating Cost Correction Term	0.00	0.00	0.00	0.00	0.00	0.00	0.00
Other Mandated Operating Cost Correction Term	0.00	0.00	0.00	0.00	0.00	0.00	0.00
Statutory Cost Operating Correction Term	0.00	0.00	0.00	0.00	0.00	0.00	0.00
Recovery Error Correction Term	0.00	0.00	0.00	0.00	0.00	0.00	0.00
Actual Yield Per Passenger	0.00	0.00	0.00	0.00	0.00	0.00	0.00
Revenues Subject To Yield Cap	0.00	0.00	0.00	0.00	0.00	0.00	0.00
Volumes	0.00	0.00	0.00	0.00	0.00	0.00	0.00
Over Recovery Of Allowed Yield	0.00	0.00	0.00	0.00	0.00	0.00	0.00
Forecast Error Correction Term	0.00	0.00	0.00	0.00	0.00	0.00	0.00



**Form F17 Revenue from Regulated Services recovered during the Tariff year (Only for ISP)**

Financial Year	2014-2015	2015-2016	2016-2017	2017-2018	2018-2019	2019-2020	2020-2021
Throughput Charges	0.00	0.00	0.00	0.00	0.00	0.00	0.00
Ground Handling Charges	0.00	0.00	0.00	0.00	0.00	0.00	0.00
Cargo Revenue Charges	0.00	0.00	0.00	0.00	0.00	0.00	0.00
Into Plain Services	0.00	0.00	0.00	0.00	0.00	0.00	0.00
Total Revenue From Tariff	0.00	0.00	0.00	0.00	0.00	0.00	0.00

-213-



**Form F18: Revenue from Regulated Services recovered during the Tariff year (Only for AO)**

Financial Year	2014-2015	2015-2016	2016-2017	2017-2018	2018-2019	2019-2020	2020-2021
Revenue From Tariff 1	0.00	0.00	0.00	0.00	0.00	0.00	0.00
Revenue From Tariff 2	0.00	0.00	0.00	0.00	0.00	0.00	0.00
Revenue From Tariff 3	0.00	0.00	0.00	0.00	0.00	0.00	0.00
Revenue From Tariff 4	0.00	0.00	0.00	0.00	0.00	0.00	0.00
Other 1	0.00	0.00	0.00	0.00	0.00	0.00	0.00
Other 2	0.00	0.00	0.00	0.00	0.00	0.00	0.00



2141

**Form F18 Revenue from Services other than Regulated Services recovered during the Tariff year (Only for ISP)**

Financial Year	2014-2015	2015-2016	2016-2017	2017-2018	2018-2019	2019-2020	2020-2021
Revenue From Services Other Than Regulated Services 1	0.00	0.00	0.00	0.00	0.00	0.00	0.00
Revenue From Services Other Than Regulated Services 2	0.00	0.00	0.00	0.00	0.00	0.00	0.00
Revenue From Services Other Than Regulated Services 3	0.00	0.00	0.00	0.00	0.00	0.00	0.00
Revenue From Services Other Than Regulated Services 4	0.00	0.00	0.00	0.00	0.00	0.00	0.00
Total Revenue From Services Other	0.00	0.00	0.00	0.00	0.00	0.00	0.00

1215-





**Form F19: Revenue from Services other than Regulated Services recovered during the Tariff Year (Only for AO)**

Financial Year	2014-2015	2015-2016	2016-2017	2017-2018	2018-2019	2019-2020	2020-2021
Revenue From Services Other Than Regulated Services 1	0.00	0.00	0.00	0.00	0.00	0.00	0.00
Revenue From Services Other Than Regulated Services 2	0.00	0.00	0.00	0.00	0.00	0.00	0.00
Revenue From Services Other Than Regulated Services 3	0.00	0.00	0.00	0.00	0.00	0.00	0.00
Revenue From Services Other Than Regulated Services 4	0.00	0.00	0.00	0.00	0.00	0.00	0.00
Other 1	0.00	0.00	0.00	0.00	0.00	0.00	0.00
Other 2	0.00	0.00	0.00	0.00	0.00	0.00	0.00
Other 3	0.00	0.00	0.00	0.00	0.00	0.00	0.00
Other 4	0.00	0.00	0.00	0.00	0.00	0.00	0.00
Total Revenue From Services Other	0.00	0.00	0.00	0.00	0.00	0.00	0.00



**Form F19 Operating Expenditure incurred during the Tariff Year (Only for ISP)**

Financial Year	2014-2015	2015-2016	2016-2017	2017-2018	2018-2019	2019-2020	2020-2021
Payroll Related Expenditure And Provision	0.00	0.00	0.00	0.00	0.00	0.00	0.00
Admin & General Expenses	0.00	0.00	0.00	0.00	0.00	0.00	0.00
Repair & Maintenance Expenditure	0.00	0.00	0.00	0.00	0.00	0.00	0.00
Utilities & Outsourcing Expenses	0.00	0.00	0.00	0.00	0.00	0.00	0.00
Other Outflows	0.00	0.00	0.00	0.00	0.00	0.00	0.00
Other 1	0.00	0.00	0.00	0.00	0.00	0.00	0.00
Other 2	0.00	0.00	0.00	0.00	0.00	0.00	0.00
Other 3	0.00	0.00	0.00	0.00	0.00	0.00	0.00
Other 4	0.00	0.00	0.00	0.00	0.00	0.00	0.00
Total Operating And Maintenance Expenditure	0.00	0.00	0.00	0.00	0.00	0.00	0.00



**Form F20: Operational and Maintenance Expenditure incurred during the Tariff Year (Only for AO)**

Financial Year	2014-2015	2015-2016	2016-2017	2017-2018	2018-2019	2019-2020	2020-2021
Pay Roll Cost	0.00	0.00	0.00	0.00	0.00	0.00	0.00
Repair And Maintenance	0.00	0.00	0.00	0.00	0.00	0.00	0.00
Com Of Stores And Spares	0.00	0.00	0.00	0.00	0.00	0.00	0.00
Electricity And Water Charges	0.00	0.00	0.00	0.00	0.00	0.00	0.00
Admin And Other Charges	0.00	0.00	0.00	0.00	0.00	0.00	0.00
Other Outflows	0.00	0.00	0.00	0.00	0.00	0.00	0.00
Other 1	0.00	0.00	0.00	0.00	0.00	0.00	0.00
Other 2	0.00	0.00	0.00	0.00	0.00	0.00	0.00
Other 3	0.00	0.00	0.00	0.00	0.00	0.00	0.00
Other 4	0.00	0.00	0.00	0.00	0.00	0.00	0.00
Total Charge	0.00	0.00	0.00	0.00	0.00	0.00	0.00



**Form F20 Reconciliation Statement for the Tariff Year (Only for ISP)**

Financial Year	2014-2015	2015-2016	2016-2017	2017-2018	2018-2019	2019-2020	2020-2021
Revenue From Regulated Services	0.00	0.00	0.00	0.00	0.00	0.00	0.00
Revenue From Other Than Regulated Services	0.00	0.00	0.00	0.00	0.00	0.00	0.00
Total Revenue	0.00	0.00	0.00	0.00	0.00	0.00	0.00
Pay Roll Costs	0.00	0.00	0.00	0.00	0.00	0.00	0.00
Repair And Maintenance	0.00	0.00	0.00	0.00	0.00	0.00	0.00
Con Of Stores And Spares	0.00	0.00	0.00	0.00	0.00	0.00	0.00
Electricity And Water Charges	0.00	0.00	0.00	0.00	0.00	0.00	0.00
Admin And Other Expenses	0.00	0.00	0.00	0.00	0.00	0.00	0.00
Other Outflows	0.00	0.00	0.00	0.00	0.00	0.00	0.00
Total Operating Expenditure	0.00	0.00	0.00	0.00	0.00	0.00	0.00
Profit Before Depreciation	0.00	0.00	0.00	0.00	0.00	0.00	0.00
Depreciation And Amortisation	0.00	0.00	0.00	0.00	0.00	0.00	0.00
Earning Before Interest And Taxation	0.00	0.00	0.00	0.00	0.00	0.00	0.00
Total Interest And Finance Charges	0.00	0.00	0.00	0.00	0.00	0.00	0.00
Profit Loss Before Tax	0.00	0.00	0.00	0.00	0.00	0.00	0.00
Tax	0.00	0.00	0.00	0.00	0.00	0.00	0.00
Profit Loss After Tax	0.00	0.00	0.00	0.00	0.00	0.00	0.00
Balance Carried To Balance Sheet	0.00	0.00	0.00	0.00	0.00	0.00	0.00
Adjustment To Reconcile As Per Statutory Accounts	0.00	0.00	0.00	0.00	0.00	0.00	0.00

- 2/9 -



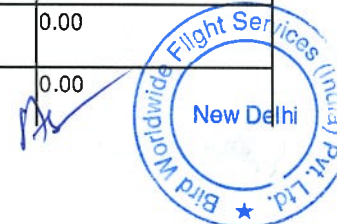
Financial Year	2014-2015	2015-2016	2016-2017	2017-2018	2018-2019	2019-2020	2020-2021
Operating Profit As Per Statutory Accounts	0.00	0.00	0.00	0.00	0.00	0.00	0.00



**Form F21: Reconciliation Statement for the Tariff Year (Only for AO)**

Financial Year	2014-2015	2015-2016	2016-2017	2017-2018	2018-2019	2019-2020	2020-2021
Revenue From Regulated Services	0.00	0.00	0.00	0.00	0.00	0.00	0.00
Revenue From Other	0.00	0.00	0.00	0.00	0.00	0.00	0.00
Total Revenue	0.00	0.00	0.00	0.00	0.00	0.00	0.00
Pay Roll Costs	0.00	0.00	0.00	0.00	0.00	0.00	0.00
Repair And Maintenance	0.00	0.00	0.00	0.00	0.00	0.00	0.00
Stores And Spares	0.00	0.00	0.00	0.00	0.00	0.00	0.00
Electricity And Water Charges	0.00	0.00	0.00	0.00	0.00	0.00	0.00
Admin And Other Expenses	0.00	0.00	0.00	0.00	0.00	0.00	0.00
Other Outflows	0.00	0.00	0.00	0.00	0.00	0.00	0.00
Other 1	0.00	0.00	0.00	0.00	0.00	0.00	0.00
Other 2	0.00	0.00	0.00	0.00	0.00	0.00	0.00
Total Operating Expenditure	0.00	0.00	0.00	0.00	0.00	0.00	0.00
Profit Before Depreciation	0.00	0.00	0.00	0.00	0.00	0.00	0.00
Depreciation And Amortisation	0.00	0.00	0.00	0.00	0.00	0.00	0.00
Profit And Loss Before Tax	0.00	0.00	0.00	0.00	0.00	0.00	0.00
Earning Before Interest Taxation	0.00	0.00	0.00	0.00	0.00	0.00	0.00
Total Interest And Finance Charges	0.00	0.00	0.00	0.00	0.00	0.00	0.00
Tax	0.00	0.00	0.00	0.00	0.00	0.00	0.00
Profit And Loss After Tax	0.00	0.00	0.00	0.00	0.00	0.00	0.00
Balance Carried To Balance Sheet	0.00	0.00	0.00	0.00	0.00	0.00	0.00
Adjustment To	0.00	0.00	0.00	0.00	0.00	0.00	0.00

- 221 -



Financial Year	2014-2015	2015-2016	2016-2017	2017-2018	2018-2019	2019-2020	2020-2021
Reconcile							
Operating Profit	0.00	0.00	0.00	0.00	0.00	0.00	0.00



**Form F21 Regulatory Asset Base (RAB) reconciliation Statement (Only for ISP)**

Financial Year	2014-2015	2015-2016	2016-2017	2017-2018	2018-2019	2019-2020	2020-2021
Net Fixed Assets As Per The Statutory Accounts	0.00	0.00	0.00	0.00	0.00	0.00	0.00
Difference Between Net Fixed Asset And Rab	0.00	0.00	0.00	0.00	0.00	0.00	0.00
Difference Depreciation Regulatory Depreciation	0.00	0.00	0.00	0.00	0.00	0.00	0.00
Intercompany Transfers	0.00	0.00	0.00	0.00	0.00	0.00	0.00
Revaluation In Statutory Accounts	0.00	0.00	0.00	0.00	0.00	0.00	0.00
Reconciliation Adjustment 1	0.00	0.00	0.00	0.00	0.00	0.00	0.00
Reconciliation Adjustment 2	0.00	0.00	0.00	0.00	0.00	0.00	0.00
Other 1	0.00	0.00	0.00	0.00	0.00	0.00	0.00
Other 2	0.00	0.00	0.00	0.00	0.00	0.00	0.00
Closing Rab	0.00	0.00	0.00	0.00	0.00	0.00	0.00



223-



**Form F22: Regulatory Asset Base (RAB) reconciliation Statement (Only for AO)**

Financial Year	2014-2015	2015-2016	2016-2017	2017-2018	2018-2019	2019-2020	2020-2021
Net Fixed Assets	0.00	0.00	0.00	0.00	0.00	0.00	0.00
Difference Between Net Fixed And Rab	0.00	0.00	0.00	0.00	0.00	0.00	0.00
Difference Between Depreciation	0.00	0.00	0.00	0.00	0.00	0.00	0.00
Intercompany Transfers	0.00	0.00	0.00	0.00	0.00	0.00	0.00
Revaluations	0.00	0.00	0.00	0.00	0.00	0.00	0.00
Reconciliation Adjustment1	0.00	0.00	0.00	0.00	0.00	0.00	0.00
Reconciliation Adjustment2	0.00	0.00	0.00	0.00	0.00	0.00	0.00
Other 1	0.00	0.00	0.00	0.00	0.00	0.00	0.00
Other 2	0.00	0.00	0.00	0.00	0.00	0.00	0.00
Closing Rab	0.00	0.00	0.00	0.00	0.00	0.00	0.00



**Form F23(a): form to provide quarterly quality of services report on objective parameter (Only for AO)**

Quality Of Service Parameter	Target Benchmark	Achieved Benchmark Month 1	Achieved Benchmark Month 2	Achieved Benchmark Month 3	Achieved Benchmark Month 4
Net Fixed Assets	NA	NA	NA	NA	NA
Difference Between Net Fixed Assets And Rab	NA	NA	NA	NA	NA
Difference Between Depreciation	NA	NA	NA	NA	NA
Revaluations In Statutory Accounts	NA	NA	NA	NA	NA
Reconciliation Adjustment1	NA	NA	NA	NA	NA
Reconciliation Adjustment2	NA	NA	NA	NA	NA
Other 1	NA	NA	NA	NA	NA
Other 2	NA	NA	NA	NA	NA
Closing Rab	NA	NA	NA	NA	NA



**Form F23(b): form to provide quarterly quality of services report on Subjective parameter (Only for AO)**

Quality Of Service Parameter	Target Benchmark	Achieved Benchmark Month 1	Achieved Benchmark Month 2	Achieved Benchmark Month 3	Achieved Benchmark Month 4
Subjective Parameter1	NA	NA	NA	NA	NA
Subjective Parameter2	NA	NA	NA	NA	NA
Other 1	NA	NA	NA	NA	NA
Other 2	NA	NA	NA	NA	NA
Other 3	NA	NA	NA	NA	NA
Other 4	NA	NA	NA	NA	NA
Other 5	NA	NA	NA	NA	NA
Other 6	NA	NA	NA	NA	NA



*AS*

226-

**Form F24(a): Format to summarise rebate incidence on subjective parameter in quarterly quality of service performance report (Only for AO)**


Quality Of Service Parameter	Rebate incidence per quarter on under performance	Calculated rebate incident Month 1	Calculated rebate incident Month 2	Calculated rebate incident Month 3	Calculated rebate incident Month 4
Subjective Parameter1	NA	NA	NA	NA	NA
Subjective Parameter2	NA	NA	NA	NA	NA
Other 1	NA	NA	NA	NA	NA
Other 2	NA	NA	NA	NA	NA
Other 3	NA	NA	NA	NA	NA
Other 4	NA	NA	NA	NA	NA
Other 5	NA	NA	NA	NA	NA
Other 6	NA	NA	NA	NA	NA




-227-

**Form F24(b): Format to summarise rebate incidence on objective parameter in quarterly quality of service performance report (Only for AO)**

Quality Of Service Parameter	Rebate incidence per quarter on under performance	Calculated rebate incident Month 1	Calculated rebate incident Month 2	Calculated rebate incident Month 3	Calculated rebate incident Month 4
Objective Parameter1	NA	NA	NA	NA	NA
Objective Parameter2	NA	NA	NA	NA	NA
Other 1	NA	NA	NA	NA	NA
Other 2	NA	NA	NA	NA	NA
Other 3	NA	NA	NA	NA	NA
Other 4	NA	NA	NA	NA	NA
Other 5	NA	NA	NA	NA	NA
Other 6	NA	NA	NA	NA	NA



228



Bird Worldwide Flight Services

31<sup>st</sup> July, 2018

**Ms. Puja Jindal**  
AGM Finance  
AERA Building Administrative Complex  
Safdarjung Airport  
New Delhi 110003

**Sub: Submission of "Annual Tariff Plan for 3<sup>rd</sup> to 5<sup>th</sup> Tariff Year" for Second Control Period of Bird Worldwide Flight Services (India) Private Limited for its operations at Cochin International Airport, Cochin**

**Dear Sir/Mam**

Please find enclosed Annual Tariff Plan for 3<sup>rd</sup>, 4<sup>th</sup> and 5<sup>th</sup> Tariff year for 2<sup>nd</sup> control period.

As the statutory audit is under process we are herewith enclosing the provisional/unaudited Financials of the company for FY 2017-18, once the financials get closed we will submit the audited copy of the same at your good office.

We hope that you will find the detail in order as per AERA guidelines and requirements.

Kindly acknowledge the receipt.

Thanking you,

Yours Sincerely

For Bird Worldwide Flight Services (India) Private Limited

  
Authorized Signatory

Place: New Delhi

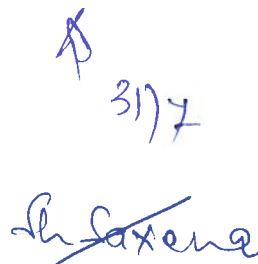


3250/सर्विस (इंडिया)  
31/7/18

भारतीय विमानपत्तन आर्थिक विनियामक प्राधिकरण  
साफदरजंग एयरपोर्ट, नई दिल्ली-110003

प्राप्त  
डाकरी नं०: 12693  
तारीख: 31/07/2018

528



AGM(F)

**BIRD WORLDWIDE FLIGHT SERVICES (INDIA) PVT. LTD.**  
E-9, Connaught House, Connaught Place  
New Delhi - 110 001 India

www.bird.in  
Tel: +91 11 2341 8199  
Fax: +91 11 2341 5679  
CIN: U62200DL2008PTC184155

## Annual Tariff Proposal

**Bird Worldwide Flight Services (India) Pvt. Ltd. ( Operations at Cochin International Airport)**

**Maximum Rate to be paid by Scheduled Airlines for comprehensive Ground Handling**

**Tariff Year 3 to 5 ( 01.04.2018 to 31.03.2021) of Second Control Period**

Newly introduced category

S.No.	ICAO Code	Aircraft Type	Maximum Ground Handling Rates in INR for Tariff Year 3 to 5 (FY 2018-19, FY 2019-20 & FY 2020-21)					International Flights of Indian Registered Carriers International Amt in INR
			Scheduled Passenger Aircraft		Scheduled Freighter Aircraft		International Amt in INR	
			Domestic	International	Domestic	International		
			Amt in INR	Amt in USD	Amt in INR	Amt in USD		
1	Code B 1	Dornier	5,000	NA	NA	NA	NA	10,000
2	Code B	CRJ, ATR 42	15,000	1,500	NA	NA	NA	NA
3	Code C 1	ATR-72, EMB 135	20,000	1,500	45,000	NA	NA	NA
4	Code C 1	EMB 170	25,000	1,500	45,000	NA	NA	NA
5	Code C	A 319, A320, A321, B717, B737	35,000	2,500	75,000	1,800	113,400	30,000
6	Code D	A300, A310	56,300	4,100	90,000	3,200	201,600	40,000
7	Code E	A330/ B772	105,000	4,800	NA	NA	NA	50,000
8	Code E	B747/ B773/ B 77W/ A340	105,000	4,800	110,000	3,800	239,400	60,000

Notes:

- 1) All charges mentioned above excludes all taxes such as Goods and Service Tax , as may be applicable.



CONFIDENTIAL

**BIRD WORLDWIDE FLIGHT SERVICES (INDIA) PRIVATE LIMITED**  
**Provisional/Unaudited Balance Sheet as at 31st March' 2018**

( Amount in Rs.)

Particulars		As at March 31,2018	As at March 31, 2017
<b>I.</b>	<b>EQUITY AND LIABILITIES</b>		
	<b>Shareholders' funds</b>		
	Share Capital	8,690,000	8,690,000
	Reserves and Surplus	1,936,527,372	1,464,987,338
	<b>Non-current liabilities</b>		
	Long-Term Borrowings	82,181,118	43,449,204
	Deferred Tax Liabilities (Net)	25,106,359	25,106,359
	Other Long Term Liabilities	98,899,816	82,446,565
	Long-Term Provisions	39,545,067	29,050,857
	<b>Current liabilities</b>		
	Short-Term Borrowings	34,630,483	49,442,028
	Trade Payables	393,687,408	339,968,247
	Other Current Liabilities	118,802,139	187,936,474
	Short-Term Provisions	2,544,527	10,316,720
	<b>TOTAL</b>	<b>2,740,614,289</b>	<b>2,241,393,792</b>
<b>II.</b>	<b>ASSETS</b>		
	<b>Non-current assets</b>		
	<b>Fixed assets</b>		
	(i) Tangible Assets	433,044,224	396,778,900
	(ii) Intangible Assets	1,844,447	1,944,447
	Non-Current Investments	884,773,280	795,773,280
	Long-Term Loans and Advances	463,527,795	279,018,657
	Other Non-Current Assets	24,358,703	24,358,703
	<b>Current assets</b>		
	Trade Receivables	509,427,312	343,547,154
	Cash and Bank Balances	307,297,592	247,268,420
	Short-Term Loans and Advances	99,609,653	146,481,163
	Other Current Assets	16,731,283	6,223,068
	<b>TOTAL</b>	<b>2,740,614,289</b>	<b>2,241,393,792</b>





CONFIDENTIAL

531

**B. J. WORLDWIDE FLIGHT SERVICES (INDIA) PRIVATE LIMITED**  
**Provisional/Unaudited Statement of Profit and Loss for the year ended 31st March' 2018**

( Amount in Rs.)

Particulars		31-03-18	31-03-17
<b>I.</b>	<b>Income:</b>		
	Revenue from Operations	2,849,746,318	2,462,647,466
	Other Income	33,214,690	65,962,262
	<b>Total Revenue</b>	<b>2,882,961,008</b>	<b>2,528,609,728</b>
<b>II.</b>	<b>Expenses:</b>		
	Personnel Expenses	1,016,281,440	834,977,209
	Finance Cost	10,405,872	13,189,999
	Depreciation and Amortization Expense	45,693,223	43,891,957
	Other Expenses	1,314,222,542	1,098,213,653
	<b>Total Expenses</b>	<b>2,386,603,077</b>	<b>1,990,272,818</b>
<b>III.</b>	<b>Profit Before tax (I-II)</b>	<b>496,357,931</b>	<b>538,336,910</b>
	<b>Tax Expense:</b>		
	(1) Current Tax	24,817,897	113,250,000
	(2) MAT Credit Entitlement		(85,613,335)
	(3) Deferred Tax		(3,269,649)
	<b>Profit for the year</b>	<b>471,540,034</b>	<b>513,969,894</b>



481

Subject: **ATP\_BWFS(I)-Cochin\_FY 16-17**  
To: **karry@aera.gov.in**

Date: **02/08/18 05:26 PM**  
From: **Himani Negi <hn@bird.in>**

**AERA -ATP-14B -1.pdf (61kB)**

Dear Sir,

Please find enclosed Annual Tariff Proposal of BWFS(I) – Cochin for FY 16-17.

Thanks & Regards  
Himani Negi

482

BEFORE THE AIRPORTS ECONOMIC REGULATORY AUTHORITY OF INDIA

AT NEW DELHI

SUBMISSION OF PROPOSAL OF DETERMINATION OF ANNUAL TARIFF FOR AND ON BEHALF OF:

M/s

1. Anurag Srivastava aged 43 resident of E-9, Connaught House, Connaught Place acting in my official capacity as JSP in M/s Bird Worldwide Flight Services (India) Private Limited having its registered office at E-9, Connaught House, Connaught Place do hereby state and affirm as under that:

1. That I am authorized to act for and on behalf of M/s Bird Worldwide Flight Services (India) Private Limited in the matter of making submission before the Airports Economic Regulatory Authority of India, New Delhi (The Authority)
2. I am competent to make this submission before the authority
3. I am making the submission in any official capacity and the facts stated herein are based on official records
4. The contents of the Annual tariff proposal submission which include inter alia (i) Estimated Maximum Allowed yield per unit and the proposed detailed break-up of Tariff(s) (in the context to Estimated Maximum Allowed Yield per Unit Where determined by the authority) where the authority has specified a price cap approach for the duration of the Control period pursuant to clause 3.2

OR

Proposed detailed breakup of Tariff(s) based on Clause 11.2 Where the Authority has specified a light touch approach for the duration of control period pursuant to clause 3.2 ~~(strikeout whichever is not applicable)~~ and (ii) Justification are correct and true to my knowledge and belief and nothing material has been concealed from.

Sd/

Place

Date: 12-09-2016

483

**Form F14(b)-Ground Handling****2017-2018**

Code	Aircraft Type	Type Of Carrier	Ramp Handling	Traffic Handling	Comprehensive
Code C	A319	freight	0.00	0.00	0.00
Code C	A319	non scheduled	0.00	0.00	0.00

**2018-2019**

Code	Aircraft Type	Type Of Carrier	Ramp Handling	Traffic Handling	Comprehensive
Code C	A319	freight	0.00	0.00	0.00
Code C	A319	non scheduled	0.00	0.00	0.00

**2019-2020**

Code	Aircraft Type	Type Of Carrier	Ramp Handling	Traffic Handling	Comprehensive
Code C	A319	freight	0.00	0.00	0.00
Code C	A319	non scheduled	0.00	0.00	0.00

**2020-2021**

Code	Aircraft Type	Type Of Carrier	Ramp Handling	Traffic Handling	Comprehensive
Code C	A319	freight	0.00	0.00	0.00
Code C	A319	non scheduled	0.00	0.00	0.00

**2016-2017**

Code	Aircraft Type	Type Of Carrier	Ramp Handling	Traffic Handling	Comprehensive
Code C	A319	freight	25000.00	10000.00	35000.00
Code D	A-300-600	freight	38300.00	18000.00	56300.00
Code E	B-747	freight	71000.00	34000.00	105000.00
Code D	A-310	freight	38300.00	18000.00	56300.00
Code B1	Dornier	freight	4000.00	1000.00	5000.00
Code C1	ATR 72	freight	14000.00	6000.00	20000.00
Code C1	EMB 135	freight	14000.00	6000.00	20000.00

484



## Airports Economic Regulatory Authority of India

Code	Aircraft Type	Type Of Carrier	Ramp Handling	Traffic Handling	Comprehensive
Code C1	EMB 170	freight	18000.00	7000.00	25000.00
Code C	A-320	freight	25000.00	10000.00	35000.00
Code E	B-777	freight	71000.00	34000.00	105000.00
Code E	A-340	freight	71000.00	34000.00	105000.00