

12<sup>th</sup> September, 2016

**Mrs. Radhika R.**  
OSD II  
AERA Building Administrative Complex  
Safdarjung Airport  
New Delhi 110003

**Sub: Submission of "On-line Submission of Tariff Proposals" of GlobeGround India Private Limited for its operations at Bangalore International Airport, Bengaluru**

**Dear Sir/Mam**

This is in reference of Online Submission of Tariff Proposals at your portal; we are herewith enclosing the hard copy of the forms downloaded in PDF format for your kind reference.

We hope that you will find the details in order as per AERA guidelines and requirements.

Kindly acknowledge the receipt.

Thanking you,

Yours Sincerely

For GlobeGround India Private Limited

  
Authorized Signatory

Place: New Delhi  
Encl: as above

BEFORE THE AIRPORTS ECONOMIC REGULATORY AUTHORITY OF INDIA  
AT NEW DELHI  
SUBMISSION OF MULTI YEAR TARIFF PROPOSAL FOR AND ON BEHALF OF

M/s

I, Sanjay Savant aged 48 resident of E-9, Connaught House, Connaught Place acting in my official capacity as ISP in M/s Globe Ground India Pvt. Limited having its registered office at E-9, Connaught House, Connaught Place do hereby state and affirm as under that:

1. That I am authorized to act for and on behalf of M/s Globe Ground India Pvt. Limited in the matter of making submission before the Airports Economic Regulatory Authority of India, New Delhi ('the Authority')
2. I am competent to make this submission before the authority
3. I am making the submission in any official capacity and the facts stated herein are based on official records
4. The contents of this submission which include inter alia (i) Business Plan (ii) Information Relating to the Regulatory Building Blocks (iii) Competition Assessment (iv) Historical and Forecasted Volumes and (v) Historical Revenues are correct and true to my knowledge and belief and nothing material has been concealed there from

Sd/

Place

Date: 12-09-2016



*CS*

**Form F16: Annual Compliance statement (Only for AO)**

Type	2014-2015 Actual for tariff year under consi deration	2014-2015 Forecast as per the Multi Year Tariff Order	2015-2016 Actual for tariff year under consi deration	2015-2016 Forecast as per the Multi Year Tariff Order	2017-2018 Actual for tariff year under consi deration	2017-2018 Forecast as per the Multi Year Tariff Order	2018-2019 Actual for tariff year under consi deration	2018-2019 Forecast as per the Multi Year Tariff Order	2019-2020 Actual for tariff year under consi deration	2019-2020 Forecast as per the Multi Year Tariff Order	2020-2021 Actual for tariff year under consi deration	2020-2021 Forecast as per the Multi Year Tariff Order	2016-2017 Actual for tariff year under consi deration	2016-2017 Forecast as per the Multi Year Tariff Order
Actual Wpi During The Year	0.00	0.00	0.00	0.00	0.00	0.00	0.00	0.00	0.00	0.00	0.00	0.00	0.00	0.00
Security Operating Cost Correction Term	0.00	0.00	0.00	0.00	0.00	0.00	0.00	0.00	0.00	0.00	0.00	0.00	0.00	0.00
Other Mandated Operating Cost Correction Term	0.00	0.00	0.00	0.00	0.00	0.00	0.00	0.00	0.00	0.00	0.00	0.00	0.00	0.00
Statutory Cost Operating Correction Term	0.00	0.00	0.00	0.00	0.00	0.00	0.00	0.00	0.00	0.00	0.00	0.00	0.00	0.00
Recovery Error Correction Term	0.00	0.00	0.00	0.00	0.00	0.00	0.00	0.00	0.00	0.00	0.00	0.00	0.00	0.00
Actual Yield Per Passenger	0.00	0.00	0.00	0.00	0.00	0.00	0.00	0.00	0.00	0.00	0.00	0.00	0.00	0.00
Revenues Subject To Yield Cap	0.00	0.00	0.00	0.00	0.00	0.00	0.00	0.00	0.00	0.00	0.00	0.00	0.00	0.00
Volumes	0.00	0.00	0.00	0.00	0.00	0.00	0.00	0.00	0.00	0.00	0.00	0.00	0.00	0.00
Over	0.00	0.00	0.00	0.00	0.00	0.00	0.00	0.00	0.00	0.00	0.00	0.00	0.00	0.00

131



# Airports Economic Regulatory Authority of India

	2014-2015	2014-2015	2015-2016	2015-2016	2017-2018	2017-2018	2018-2019	2018-2019	2019-2020	2019-2020	2020-2021	2020-2021	2016-2017	2016-2017
Recovery Of Allowed Yield														
Forecast Error Correction Term	0.00	0.00	0.00	0.00	0.00	0.00	0.00	0.00	0.00	0.00	0.00	0.00	0.00	0.00

-4-

*CS*



**Form F16: Performance Report for the Tariff Year (Only for ISP)**




	2015-2016	2015-2016	2016-2017	2016-2017	2017-2018	2017-2018	2018-2019	2018-2019	2019-2020	2019-2020	2020-2021	2020-2021	2014-2015	2014-2015
Type	Actual for tariff year under consideration	Forecast as per the Multi Year Tariff Order	Actual for tariff year under consideration	Forecast as per the Multi Year Tariff Order	Actual for tariff year under consideration	Forecast as per the Multi Year Tariff Order	Actual for tariff year under consideration	Forecast as per the Multi Year Tariff Order	Actual for tariff year under consideration	Forecast as per the Multi Year Tariff Order	Actual for tariff year under consideration	Forecast as per the Multi Year Tariff Order	Actual for tariff year under consideration	Forecast as per the Multi Year Tariff Order
Total Revenue From Regulated Services	0.00	0.00	0.00	0.00	0.00	0.00	0.00	0.00	0.00	0.00	0.00	0.00	590180307.00	590180307.00
Total Revenue From Services Other Than Regulated Services	0.00	0.00	0.00	0.00	0.00	0.00	0.00	0.00	0.00	0.00	0.00	0.00	9596918.00	9596918.00
Operating Expenditure	0.00	0.00	0.00	0.00	0.00	0.00	0.00	0.00	0.00	0.00	0.00	0.00	401974128.00	401974128.00
Depreciation	0.00	0.00	0.00	0.00	0.00	0.00	0.00	0.00	0.00	0.00	0.00	0.00	59903715.00	59903715.00
Total Expenditure	0.00	0.00	0.00	0.00	0.00	0.00	0.00	0.00	0.00	0.00	0.00	0.00	461877843.00	461877843.00
Regulatory Operating Profit	0.00	0.00	0.00	0.00	0.00	0.00	0.00	0.00	0.00	0.00	0.00	0.00	342070413.00	137899382.00
Capital Expenditure	0.00	0.00	0.00	0.00	0.00	0.00	0.00	0.00	0.00	0.00	0.00	0.00	9877276.00	9877276.00
Opening Regulatory Asset Base (RAB)	0.00	0.00	0.00	0.00	0.00	0.00	0.00	0.00	0.00	0.00	0.00	0.00	209759509.00	209759509.00
Disposals/ Transfers	0.00	0.00	0.00	0.00	0.00	0.00	0.00	0.00	0.00	0.00	0.00	0.00	1477757.00	1477757.00

-5-

*Handwritten signature*



	2015-2016	2015-2016	2016-2017	2016-2017	2017-2018	2017-2018	2018-2019	2018-2019	2019-2020	2019-2020	2020-2021	2020-2021	2014-2015	2014-2015
Closing Rab	0.00	0.00	0.00	0.00	0.00	0.00	0.00	0.00	0.00	0.00	0.00	0.00	158164394.00	158255313.00
Average Regulatory Asset Base (RAB)	0.00	0.00	0.00	0.00	0.00	0.00	0.00	0.00	0.00	0.00	0.00	0.00	183961952.00	184007411.00
WACC %	0.00	0.00	0.00	0.00	0.00	0.00	0.00	0.00	0.00	0.00	0.00	0.00	0.00	0.00
Return On Average Rab Based On WACC%	0.00	0.00	0.00	0.00	0.00	0.00	0.00	0.00	0.00	0.00	0.00	0.00	0.00	0.00
Return On Average Regulatory Asset Base (RAB)	0.00	0.00	0.00	0.00	0.00	0.00	0.00	0.00	0.00	0.00	0.00	0.00	0.00	74.94
Corporate Tax On Return On Rab	0.00	0.00	0.00	0.00	0.00	0.00	0.00	0.00	0.00	0.00	0.00	0.00	0.00	43301555.00
ARR	0.00	0.00	0.00	0.00	0.00	0.00	0.00	0.00	0.00	0.00	0.00	0.00	0.00	495582480.00
Total Volume Cargo	0.00	0.00	0.00	0.00	0.00	0.00	0.00	0.00	0.00	0.00	0.00	0.00	0.00	0.00
Required Yield Cargo	0.00	0.00	0.00	0.00	0.00	0.00	0.00	0.00	0.00	0.00	0.00	0.00	0.00	0.00
Present Yield Cargo	0.00	0.00	0.00	0.00	0.00	0.00	0.00	0.00	0.00	0.00	0.00	0.00	0.00	0.00
Total Volume Fuel	0.00	0.00	0.00	0.00	0.00	0.00	0.00	0.00	0.00	0.00	0.00	0.00	0.00	0.00
Required Yield Fuel	0.00	0.00	0.00	0.00	0.00	0.00	0.00	0.00	0.00	0.00	0.00	0.00	0.00	0.00
Present Yield Fuel	0.00	0.00	0.00	0.00	0.00	0.00	0.00	0.00	0.00	0.00	0.00	0.00	0.00	0.00



-9-

	2015-2016	2015-2016	2016-2017	2016-2017	2017-2018	2017-2018	2018-2019	2018-2019	2019-2020	2019-2020	2020-2021	2020-2021	2014-2015	2014-2015
Total Volume ATM	0.00	0.00	0.00	0.00	0.00	0.00	0.00	0.00	0.00	0.00	0.00	0.00	0.00	21891.00
Required Yield ATM	0.00	0.00	0.00	0.00	0.00	0.00	0.00	0.00	0.00	0.00	0.00	0.00	0.00	22638.64
Present Yield ATM	0.00	0.00	0.00	0.00	0.00	0.00	0.00	0.00	0.00	0.00	0.00	0.00	0.00	26959.95

*SS*



-7-

## Form F17: Calculation of Aggregate Revenue Requirement (Only for AO)

	2014-2015	2014-2015	2015-2016	2015-2016	2017-2018	2017-2018	2018-2019	2018-2019	2019-2020	2019-2020	2020-2021	2020-2021	2016-2017	2016-2017
Type	Actual for tariff year under consideration	Forecast as per the Multi Year Tariff Order	Actual for tariff year under consideration	Forecast as per the Multi Year Tariff Order	Actual for tariff year under consideration	Forecast as per the Multi Year Tariff Order	Actual for tariff year under consideration	Forecast as per the Multi Year Tariff Order	Actual for tariff year under consideration	Forecast as per the Multi Year Tariff Order	Actual for tariff year under consideration	Forecast as per the Multi Year Tariff Order	Actual for tariff year under consideration	Forecast as per the Multi Year Tariff Order
Total Revenue From Regulated Services (1)	0.00	0.00	0.00	0.00	0.00	0.00	0.00	0.00	0.00	0.00	0.00	0.00	0.00	654115860.00
Total Revenue From Services Other Than Regulated Services (2)	0.00	0.00	0.00	0.00	0.00	0.00	0.00	0.00	0.00	0.00	0.00	0.00	0.00	13798117.00
Operating Expenditure (3)	0.00	0.00	0.00	0.00	0.00	0.00	0.00	0.00	0.00	0.00	0.00	0.00	0.00	151924243.00
Depreciation (4)	0.00	0.00	0.00	0.00	0.00	0.00	0.00	0.00	0.00	0.00	0.00	0.00	0.00	49401063.00
Total Expenditure (3) + (4) = (5)	0.00	0.00	0.00	0.00	0.00	0.00	0.00	0.00	0.00	0.00	0.00	0.00	0.00	201325306.00
Regulatory Operating Profit (1) + (2) - (5) = (6)	0.00	0.00	0.00	0.00	0.00	0.00	0.00	0.00	0.00	0.00	0.00	0.00	0.00	466588671.00
Capital Expenditure (7)	0.00	0.00	0.00	0.00	0.00	0.00	0.00	0.00	0.00	0.00	0.00	0.00	0.00	52500000.00
Opening Regulatory Asset Base	0.00	0.00	0.00	0.00	0.00	0.00	0.00	0.00	0.00	0.00	0.00	0.00	0.00	818611089.00





	2014-2015	2014-2015	2015-2016	2015-2016	2017-2018	2017-2018	2018-2019	2018-2019	2019-2020	2019-2020	2020-2021	2020-2021	2016-2017	2016-2017
(RAB) (8)														
Disposals/ Transfers (9)	0.00	0.00	0.00	0.00	0.00	0.00	0.00	0.00	0.00	0.00	0.00	0.00	0.00	0.00
Closing Regulatory Asset Base (RAB) (7) + (8) - (4) - (9) = (10)	0.00	0.00	0.00	0.00	0.00	0.00	0.00	0.00	0.00	0.00	0.00	0.00	0.00	821710026. 00
Average Regulatory Asset Base (RAB) [(8) + (10)] / 2 = (11)	0.00	0.00	0.00	0.00	0.00	0.00	0.00	0.00	0.00	0.00	0.00	0.00	0.00	820160557. 50
FRoR	0.00	0.00	0.00	0.00	0.00	0.00	0.00	0.00	0.00	0.00	0.00	0.00	0.00	0.00
Return On Average Regulatory Asset Base (RAB) (11) *14% = (12)	0.00	0.00	0.00	0.00	0.00	0.00	0.00	0.00	0.00	0.00	0.00	0.00	0.00	466588671. 00
Corporate Tax @ 32.445% On Return On Regulatory Asset Base (RAB) (13)	0.00	0.00	0.00	0.00	0.00	0.00	0.00	0.00	0.00	0.00	0.00	0.00	0.00	52500000.0 0
ARR [(3)+(4)+(12)+(13) )-(2)]=14	0.00	0.00	0.00	0.00	0.00	0.00	0.00	0.00	0.00	0.00	0.00	0.00	0.00	818611089. 00
Total Passenger Volume (15)	0.00	0.00	0.00	0.00	0.00	0.00	0.00	0.00	0.00	0.00	0.00	0.00	0.00	0.00

9

SS



	2014-2015	2014-2015	2015-2016	2015-2016	2017-2018	2017-2018	2018-2019	2018-2019	2019-2020	2019-2020	2020-2021	2020-2021	2016-2017	2016-2017
Required Yield Per Passenger (14/15) [Rs/per Pax]	0.00	0.00	0.00	0.00	0.00	0.00	0.00	0.00	0.00	0.00	0.00	0.00	0.00	821710026.00
Present Yield (1/15)	0.00	0.00	0.00	0.00	0.00	0.00	0.00	0.00	0.00	0.00	0.00	0.00	0.00	821710026.00



**Form F17 Revenue from Regulated Services recovered during the Tariff year (Only for ISP)**

	2015-2016	2015-2016	2017-2018	2017-2018	2018-2019	2018-2019	2019-2020	2019-2020	2020-2021	2020-2021	2016-2017	2016-2017	2014-2015	2014-2015
Type	Actual for tariff year under consideration	Forecast as per the Multi Year Tariff Order	Actual for tariff year under consideration	Forecast as per the Multi Year Tariff Order	Actual for tariff year under consideration	Forecast as per the Multi Year Tariff Order	Actual for tariff year under consideration	Forecast as per the Multi Year Tariff Order	Actual for tariff year under consideration	Forecast as per the Multi Year Tariff Order	Actual for tariff year under consideration	Forecast as per the Multi Year Tariff Order	Actual for tariff year under consideration	Forecast as per the Multi Year Tariff Order
Throughput Charges	0.00	0.00	0.00	0.00	0.00	0.00	0.00	0.00	0.00	0.00	0.00	0.00	0.00	0.00
Ground Handling Charges	0.00	0.00	0.00	0.00	0.00	0.00	0.00	0.00	0.00	0.00	0.00	0.00	590180307.00	0.00
Cargo Revenue Charges	0.00	0.00	0.00	0.00	0.00	0.00	0.00	0.00	0.00	0.00	0.00	0.00	0.00	0.00
Into Plain Services	0.00	0.00	0.00	0.00	0.00	0.00	0.00	0.00	0.00	0.00	0.00	0.00	0.00	0.00
Total Revenue From Tariff	0.00	0.00	0.00	0.00	0.00	0.00	0.00	0.00	0.00	0.00	0.00	0.00	590180307.00	0.00

11

*Handwritten signature*



**Form F18: Revenue from Regulated Services recovered during the Tariff year (Only for AO)**

	2014-2015	2014-2015	2015-2016	2015-2016	2017-2018	2017-2018	2018-2019	2018-2019	2019-2020	2019-2020	2020-2021	2020-2021	2016-2017	2016-2017
Type	Actual for tariff year under consideration	Forecast as per the Multi Year Tariff order	Actual for tariff year under consideration	Forecast as per the Multi Year Tariff order	Actual for tariff year under consideration	Forecast as per the Multi Year Tariff order	Actual for tariff year under consideration	Forecast as per the Multi Year Tariff order	Actual for tariff year under consideration	Forecast as per the Multi Year Tariff order	Actual for tariff year under consideration	Forecast as per the Multi Year Tariff order	Actual for tariff year under consideration	Forecast as per the Multi Year Tariff order
Revenue From Tariff 1	0.00	0.00	0.00	0.00	0.00	0.00	0.00	0.00	0.00	0.00	0.00	0.00	0.00	0.00
Revenue From Tariff 2	0.00	0.00	0.00	0.00	0.00	0.00	0.00	0.00	0.00	0.00	0.00	0.00	0.00	0.00
Revenue From Tariff 3	0.00	0.00	0.00	0.00	0.00	0.00	0.00	0.00	0.00	0.00	0.00	0.00	0.00	0.00
Revenue From Tariff 4	0.00	0.00	0.00	0.00	0.00	0.00	0.00	0.00	0.00	0.00	0.00	0.00	0.00	0.00
Other 1	0.00	0.00	0.00	0.00	0.00	0.00	0.00	0.00	0.00	0.00	0.00	0.00	0.00	0.00
Other 2	0.00	0.00	0.00	0.00	0.00	0.00	0.00	0.00	0.00	0.00	0.00	0.00	0.00	0.00

-12-



**Form F18 Revenue from Services other than Regulated Services recovered during the Tariff year (Only for ISP)**

	2015-2016	2015-2016	2016-2017	2016-2017	2017-2018	2017-2018	2018-2019	2018-2019	2019-2020	2019-2020	2020-2021	2020-2021	2014-2015	2014-2015
Type	Actual for tariff year under consideration	Forecast as per the Multi Year Tariff Order	Actual for tariff year under consideration	Forecast as per the Multi Year Tariff Order	Actual for tariff year under consideration	Forecast as per the Multi Year Tariff Order	Actual for tariff year under consideration	Forecast as per the Multi Year Tariff Order	Actual for tariff year under consideration	Forecast as per the Multi Year Tariff Order	Actual for tariff year under consideration	Forecast as per the Multi Year Tariff Order	Actual for tariff year under consideration	Forecast as per the Multi Year Tariff Order
Revenue From Services Other Than Regulated Services 1	0.00	0.00	0.00	0.00	0.00	0.00	0.00	0.00	0.00	0.00	0.00	0.00	9596918.00	9596918.00
Revenue From Services Other Than Regulated Services 2	0.00	0.00	0.00	0.00	0.00	0.00	0.00	0.00	0.00	0.00	0.00	0.00	0.00	0.00
Revenue From Services Other Than Regulated Services 3	0.00	0.00	0.00	0.00	0.00	0.00	0.00	0.00	0.00	0.00	0.00	0.00	0.00	0.00
Revenue From Services Other Than Regulated Services 4	0.00	0.00	0.00	0.00	0.00	0.00	0.00	0.00	0.00	0.00	0.00	0.00	0.00	0.00
Total Revenue From Services Other	0.00	0.00	0.00	0.00	0.00	0.00	0.00	0.00	0.00	0.00	0.00	0.00	0.00	9596918.00

13

SS



**Form F19: Revenue from Services other than Regulated Services recovered during the Tariff Year (Only for AO)**

	2014-2015	2014-2015	2015-2016	2015-2016	2017-2018	2017-2018	2018-2019	2018-2019	2019-2020	2019-2020	2020-2021	2020-2021	2016-2017	2016-2017
Type	Actual for tariff year under consideration	Forecast as per the Multi Year Tariff Order	Actual for tariff year under consideration	Forecast as per the Multi Year Tariff Order	Actual for tariff year under consideration	Forecast as per the Multi Year Tariff Order	Actual for tariff year under consideration	Forecast as per the Multi Year Tariff Order	Actual for tariff year under consideration	Forecast as per the Multi Year Tariff Order	Actual for tariff year under consideration	Forecast as per the Multi Year Tariff Order	Actual for tariff year under consideration	Forecast as per the Multi Year Tariff Order
Revenue From Services Other Than Regulated Services 1	0.00	0.00	0.00	0.00	0.00	0.00	0.00	0.00	0.00	0.00	0.00	0.00	0.00	0.00
Revenue From Services Other Than Regulated Services 2	0.00	0.00	0.00	0.00	0.00	0.00	0.00	0.00	0.00	0.00	0.00	0.00	0.00	0.00
Revenue From Services Other Than Regulated Services 3	0.00	0.00	0.00	0.00	0.00	0.00	0.00	0.00	0.00	0.00	0.00	0.00	0.00	0.00
Revenue From Services Other Than Regulated Services 4	0.00	0.00	0.00	0.00	0.00	0.00	0.00	0.00	0.00	0.00	0.00	0.00	0.00	0.00
Other 1	0.00	0.00	0.00	0.00	0.00	0.00	0.00	0.00	0.00	0.00	0.00	0.00	0.00	0.00
Other 2	0.00	0.00	0.00	0.00	0.00	0.00	0.00	0.00	0.00	0.00	0.00	0.00	0.00	0.00
Other 3	0.00	0.00	0.00	0.00	0.00	0.00	0.00	0.00	0.00	0.00	0.00	0.00	0.00	0.00
Other 4	0.00	0.00	0.00	0.00	0.00	0.00	0.00	0.00	0.00	0.00	0.00	0.00	0.00	0.00
Total Revenues From	0.00	0.00	0.00	0.00	0.00	0.00	0.00	0.00	0.00	0.00	0.00	0.00	0.00	0.00

-14-

88



	2014-2015	2014-2015	2015-2016	2015-2016	2017-2018	2017-2018	2018-2019	2018-2019	2019-2020	2019-2020	2020-2021	2020-2021	2016-2017	2016-2017
Services Other Than Regulated Services														

-15-

*[Handwritten Signature]*



**Form F19 Operating Expenditure incurred during the Tariff Year (Only for ISP)**

	2015-2016	2015-2016	2016-2017	2016-2017	2017-2018	2017-2018	2018-2019	2018-2019	2019-2020	2019-2020	2020-2021	2020-2021	2014-2015	2014-2015
Type	Actual for tariff year under consideration	Forecast as per the Multi Year Tariff order	Actual for tariff year under consideration	Forecast as per the Multi Year Tariff order	Actual for tariff year under consideration	Forecast as per the Multi Year Tariff order	Actual for tariff year under consideration	Forecast as per the Multi Year Tariff order	Actual for tariff year under consideration	Forecast as per the Multi Year Tariff order	Actual for tariff year under consideration	Forecast as per the Multi Year Tariff order	Actual for tariff year under consideration	Forecast as per the Multi Year Tariff order
Payroll Related Expenditure And Provision	0.00	0.00	0.00	0.00	0.00	0.00	0.00	0.00	0.00	0.00	0.00	0.00	263504092.00	0.00
Admin & General Expenses	0.00	0.00	0.00	0.00	0.00	0.00	0.00	0.00	0.00	0.00	0.00	0.00	115559382.00	0.00
Repair & Maintenance Expenditure	0.00	0.00	0.00	0.00	0.00	0.00	0.00	0.00	0.00	0.00	0.00	0.00	22910653.00	0.00
Utilities & Outsourcing Expenses	0.00	0.00	0.00	0.00	0.00	0.00	0.00	0.00	0.00	0.00	0.00	0.00	0.00	0.00
Other Outflows	0.00	0.00	0.00	0.00	0.00	0.00	0.00	0.00	0.00	0.00	0.00	0.00	0.00	0.00
Other 1	0.00	0.00	0.00	0.00	0.00	0.00	0.00	0.00	0.00	0.00	0.00	0.00	0.00	0.00
Other 2	0.00	0.00	0.00	0.00	0.00	0.00	0.00	0.00	0.00	0.00	0.00	0.00	0.00	0.00
Other 3	0.00	0.00	0.00	0.00	0.00	0.00	0.00	0.00	0.00	0.00	0.00	0.00	0.00	0.00
Other 4	0.00	0.00	0.00	0.00	0.00	0.00	0.00	0.00	0.00	0.00	0.00	0.00	0.00	0.00
Total Operating And Maintenance Expenditure	0.00	0.00	0.00	0.00	0.00	0.00	0.00	0.00	0.00	0.00	0.00	0.00	401974127.00	0.00

- 71 -





**Form F20: Operational and Maintenance Expenditure incurred during the Tariff Year (Only for AO)**

	2014-2015	2014-2015	2015-2016	2015-2016	2017-2018	2017-2018	2018-2019	2018-2019	2019-2020	2019-2020	2020-2021	2020-2021	2016-2017	2016-2017
Type	Actual for tariff year under consideration	Forecast as per the Multi Year Tariff order	Actual for tariff year under consideration	Forecast as per the Multi Year Tariff order	Actual for tariff year under consideration	Forecast as per the Multi Year Tariff order	Actual for tariff year under consideration	Forecast as per the Multi Year Tariff order	Actual for tariff year under consideration	Forecast as per the Multi Year Tariff order	Actual for tariff year under consideration	Forecast as per the Multi Year Tariff order	Actual for tariff year under consideration	Forecast as per the Multi Year Tariff order
Pay Roll Cost	0.00	0.00	0.00	0.00	0.00	0.00	0.00	0.00	0.00	0.00	0.00	0.00	0.00	0.00
Repair And Maintenance	0.00	0.00	0.00	0.00	0.00	0.00	0.00	0.00	0.00	0.00	0.00	0.00	0.00	0.00
Com Of Stores And Spares	0.00	0.00	0.00	0.00	0.00	0.00	0.00	0.00	0.00	0.00	0.00	0.00	0.00	0.00
Electricity And Water Charges	0.00	0.00	0.00	0.00	0.00	0.00	0.00	0.00	0.00	0.00	0.00	0.00	0.00	0.00
Admin And Other Charges	0.00	0.00	0.00	0.00	0.00	0.00	0.00	0.00	0.00	0.00	0.00	0.00	0.00	0.00
Other Outflows	0.00	0.00	0.00	0.00	0.00	0.00	0.00	0.00	0.00	0.00	0.00	0.00	0.00	0.00
Other 1	0.00	0.00	0.00	0.00	0.00	0.00	0.00	0.00	0.00	0.00	0.00	0.00	0.00	0.00
Other 2	0.00	0.00	0.00	0.00	0.00	0.00	0.00	0.00	0.00	0.00	0.00	0.00	0.00	0.00
Other 3	0.00	0.00	0.00	0.00	0.00	0.00	0.00	0.00	0.00	0.00	0.00	0.00	0.00	0.00
Other 4	0.00	0.00	0.00	0.00	0.00	0.00	0.00	0.00	0.00	0.00	0.00	0.00	0.00	0.00
Total Charge	0.00	0.00	0.00	0.00	0.00	0.00	0.00	0.00	0.00	0.00	0.00	0.00	0.00	0.00

-17-



**Form F20 Reconciliation Statement for the Tariff Year (Only for ISP)**

	2015-2016	2015-2016	2016-2017	2016-2017	2017-2018	2017-2018	2018-2019	2018-2019	2019-2020	2019-2020	2020-2021	2020-2021	2014-2015	2014-2015
Type	Actual for tariff year under consideration	Forecast as per the Multi Year Tariff Order	Actual for tariff year under consideration	Forecast as per the Multi Year Tariff Order	Actual for tariff year under consideration	Forecast as per the Multi Year Tariff Order	Actual for tariff year under consideration	Forecast as per the Multi Year Tariff Order	Actual for tariff year under consideration	Forecast as per the Multi Year Tariff Order	Actual for tariff year under consideration	Forecast as per the Multi Year Tariff Order	Actual for tariff year under consideration	Forecast as per the Multi Year Tariff Order
Revenue From Regulated Services	0.00	0.00	0.00	0.00	0.00	0.00	0.00	0.00	0.00	0.00	0.00	0.00	590180307.00	0.00
Revenue From Other Than Regulated Services	0.00	0.00	0.00	0.00	0.00	0.00	0.00	0.00	0.00	0.00	0.00	0.00	9596918.00	0.00
Total Revenue	0.00	0.00	0.00	0.00	0.00	0.00	0.00	0.00	0.00	0.00	0.00	0.00	599777225.00	0.00
Pay Roll Costs	0.00	0.00	0.00	0.00	0.00	0.00	0.00	0.00	0.00	0.00	0.00	0.00	263504092.00	0.00
Repair And Maintenance	0.00	0.00	0.00	0.00	0.00	0.00	0.00	0.00	0.00	0.00	0.00	0.00	22910653.00	0.00
Con Of Stores And Spares	0.00	0.00	0.00	0.00	0.00	0.00	0.00	0.00	0.00	0.00	0.00	0.00	0.00	0.00
Electricity And Water Charges	0.00	0.00	0.00	0.00	0.00	0.00	0.00	0.00	0.00	0.00	0.00	0.00	7946852.00	0.00
Admin And Other Expenses	0.00	0.00	0.00	0.00	0.00	0.00	0.00	0.00	0.00	0.00	0.00	0.00	107612531.00	0.00
Other Outflows	0.00	0.00	0.00	0.00	0.00	0.00	0.00	0.00	0.00	0.00	0.00	0.00	0.00	0.00
Total Operating Expenditure	0.00	0.00	0.00	0.00	0.00	0.00	0.00	0.00	0.00	0.00	0.00	0.00	401974128.00	0.00
Profit	0.00	0.00	0.00	0.00	0.00	0.00	0.00	0.00	0.00	0.00	0.00	0.00	197803097.00	0.00

18-

*[Handwritten Signature]*



	2015-2016	2015-2016	2016-2017	2016-2017	2017-2018	2017-2018	2018-2019	2018-2019	2019-2020	2019-2020	2020-2021	2020-2021	2014-2015	2014-2015
Before Depreciation													00	
Depreciation And Amortisation	0.00	0.00	0.00	0.00	0.00	0.00	0.00	0.00	0.00	0.00	0.00	0.00	59903715.00	0.00
Earning Before Interest And Taxation	0.00	0.00	0.00	0.00	0.00	0.00	0.00	0.00	0.00	0.00	0.00	0.00	137899382.00	0.00
Total Interest And Finance Charges	0.00	0.00	0.00	0.00	0.00	0.00	0.00	0.00	0.00	0.00	0.00	0.00	5474104.00	0.00
Profit Loss Before Tax	0.00	0.00	0.00	0.00	0.00	0.00	0.00	0.00	0.00	0.00	0.00	0.00	132425278.00	0.00
Tax	0.00	0.00	0.00	0.00	0.00	0.00	0.00	0.00	0.00	0.00	0.00	0.00	43301555.00	0.00
Profit Loss After Tax	0.00	0.00	0.00	0.00	0.00	0.00	0.00	0.00	0.00	0.00	0.00	0.00	89123723.00	0.00
Balance Carried To Balance Sheet	0.00	0.00	0.00	0.00	0.00	0.00	0.00	0.00	0.00	0.00	0.00	0.00	89123723.00	0.00
Adjustment To Reconcile As Per Statutory Accounts	0.00	0.00	0.00	0.00	0.00	0.00	0.00	0.00	0.00	0.00	0.00	0.00	0.00	0.00
Operating Profit As Per Statutory Accounts	0.00	0.00	0.00	0.00	0.00	0.00	0.00	0.00	0.00	0.00	0.00	0.00	89123723.00	0.00

-14-

*[Handwritten Signature]*



**BEFORE THE AIRPORTS ECONOMIC REGULARITY AUTHORITY OF INDIA**

**AT NEW DELHI**

**SUBMISSION OF PROPOSAL OF DETERMINATION OF ANNUAL TARIFF FOR AND ON BEHALF OF:**

M/s

I, Sanjay Savant aged 48 resident of E-9, Connaught House, Connaught Place acting in my official capacity as JSP in M/s Globe Ground India Pvt. Limited having its registered office at E-9, Connaught House, Connaught Place do hereby state and affirm as under that:

1. That I am authorized to act for and on behalf of M/s Globe Ground India Pvt. Limited in the matter of making submission before the Airports Economic Regulatory Authority of India, New Delhi ('the Authority')
2. I am competent to make this submission before the authority
3. I am making the submission in my official capacity and the facts stated herein are based on official records
4. The contents of the Annual tariff proposal submission which include inter alia (i) Estimated Maximum Allowed yield per unit and the proposed detailed break-up of Tariff(s) (in the context to Estimated Maximum Allowed Yield per Unit Where determined by the authority) where the authority has specified a price cap approach for the duration of the Control period pursuant to clause 3.2

OR

Proposed detailed breakup of Tariff(s) based on Clause 11.2 Where the Authority has specified a light touch approach for the duration of control period pursuant to clause 3.2 (~~strikeout whichever is not applicable~~) and (ii) Justification are correct and true to my knowledge and belief and nothing material has been concealed from.

Sd/

Place

Date: 12-09-2016



**Form F14(b)-Ground Handling** 

**2017-2018**

Code	Aircraft Type	Type Of Carrier	Ramp Handling	Traffic Handling	Comprehensive
Code F	A 380	freight	0.00	0.00	0.00
Code F	A 380	non scheduled	0.00	0.00	0.00

**2018-2019**

Code	Aircraft Type	Type Of Carrier	Ramp Handling	Traffic Handling	Comprehensive
Code F	A 380	freight	0.00	0.00	0.00
Code F	A 380	non scheduled	0.00	0.00	0.00

**2019-2020**

Code	Aircraft Type	Type Of Carrier	Ramp Handling	Traffic Handling	Comprehensive
Code F	A 380	freight	0.00	0.00	0.00
Code F	A 380	non scheduled	0.00	0.00	0.00

**2020-2021**

Code	Aircraft Type	Type Of Carrier	Ramp Handling	Traffic Handling	Comprehensive
Code F	A 380	freight	0.00	0.00	0.00
Code F	A 380	non scheduled	0.00	0.00	0.00

**2016-2017**

Code	Aircraft Type	Type Of Carrier	Ramp Handling	Traffic Handling	Comprehensive
Code F	A 380	non scheduled	202924.00	86968.00	289892.00



171

**BEFORE THE AIRPORTS ECONOMIC REGULARITY AUTHORITY OF INDIA**

**AT NEW DELHI**

**SUBMISSION OF PROPOSAL OF DETERMINATION OF ANNUAL TARIFF FOR AND ON BEHALF OF:**

M/s

I, Sanjay Savant aged 48 resident of E-9, Connaught House, Connaught Place acting in my official capacity as ISP in M/s Globe Ground India Pvt. Limited having its registered office at E-9, Connaught House, Connaught Place do hereby state and affirm as under that:

1. That I am authorized to act for and on behalf of M/s Globe Ground India Pvt. Limited in the matter of making submission before the Airports Economic Regulatory Authority of India, New Delhi ('the Authority')
2. I am competent to make this submission before the authority
3. I am making the submission in my official capacity and the facts stated herein are based on official records
4. The contents of the Annual tariff proposal submission which include inter alia (i) Estimated Maximum Allowed yield per unit and the proposed detailed break-up of Tariff(s) (in the context to Estimated Maximum Allowed Yield per Unit Where determined by the authority) where the authority has specified a price cap approach for the duration of the Control period pursuant to clause 3.2

OR

Proposed detailed breakup of Tariff(s) based on Clause 11.2 Where the Authority has specified a light touch approach for the duration of control period pursuant to clause 3.2 (~~strikeout whichever is not applicable~~) and (ii) Justification are correct and true to my knowledge and belief and nothing material has been concealed from.

Sd/

Place

Date: 12-09-2016

122



**Form F14(b)-Cargo International**

2017-2018

Type of Cargo	Rate in Rupees per Kilogram	Minimum rate per AWB
<b>A.</b>	<b>Export Cargo</b>	
<b>A1.</b>	Terminal, Storage and Processing Charges	
A1.1	General	
A1.2	Special Cargo	
a.	- Pharma items	
b)	- Live Animals	
c)	- Hazardous/ Dangerous Goods	
d)	- Valuable Goods**	
e)	- Perishable	
f)	- Newspaper and TV reel consignments	
g)	- Human remains, Coffin including unaccompanied baggage of Deceased and Human Eyes etc.	
<b>A2.</b>	<b>X-Ray Charges</b>	
A2.1	X-Ray Machine charges	
A2.2	X-Ray Certification charges	
A2.3	Certification for Dangerous goods	
<b>A3.</b>	<b>Demurrage Charges----Export Cargo</b>	
A3.1	General	

23



Type of Cargo		Rate in Rupees per Kilogram	Minimum rate per AWB
A3.2	Special Cargo		
a.	- Pharma items		
b)	- Live Animals		
c)	- Hazardous/ Dangerous Goods		
d)	- Valuable Goods**		
e)	- Perishable		
f)	- Newspaper and TV reel consignments		
g)	- Human remains, Coffin including unaccompanied baggage of Deceased and Human Eyes etc.		
A4.	Cargo Handling Charges		
A4	Palletisation/ Containerisation/Unitisation/Staffing Charges	Rate per Kg	Rate per Pallet
A4.1	General		
A4.2	Special Cargo		
a.	- Pharma items		
b)	- Live Animals		
c)	- Hazardous/ Dangerous Goods		
d)	- Valuable Goods**		
e)	- Perishable		
f)	- Newspaper and TV reel consignments		
g)	- Human remains, Coffin including		


- 24 -





Type of Cargo		Rate in Rupees per Kilogram	Minimum rate per AWB
	unaccompanied baggage of Deceased and Human Eyes etc.		
<b>A5.</b>	Documentation Fees	Rs Per AWB	Minimum per Flight
A5.1	Cargo Documentation fees for Manifesto/filing etc		
<b>B.</b>	<b>Import Cargo</b>		
<b>B1.</b>	Terminal, Storage and Processing Charges	Rate in Rupees per Kilogram	Minimum rate per AWB
B1.1	General		
B1.2	Special Cargo		
a.	- Pharma items		
b)	- Live Animals		
c)	- Hazardous/ Dangerous Goods		
d)	- Valuable Goods**		
e)	- Perishable		
f)	- Newspaper and TV reel consignments		
g)	- Human remains, Coffin including unaccompanied baggage of Deceased and Human Eyes etc.		
<b>B2.</b>	Cargo Handling Charges		
<b>B2.</b>	DePalletisation/ Destaffing/DeContainerisation/DeUnitisation Charges	Rate per Kg	Rate per Pallet
B2.1	General		
B1.2	Special Cargo		

-25-



Type of Cargo		Rate in Rupees per Kilogram	Minimum rate per AWB
a.	- Pharma items		
b)	- Live Animals		
c)	- Hazardous/ Dangerous Goods		
d)	- Valuable Goods**		
e)	- Perishable		
f)	- Newspaper and TV reel consignments		
g)	- Human remains, Coffin including unaccompanied baggage of Deceased and Human Eyes etc.		
<b>B3.</b>	<b>Demurrage Charges----Import Cargo</b>	<b>Rate in Rupees per Kilogram</b>	<b>Minimum rate per AWB</b>
B3.1	General		
B3.2	Special Cargo		
a.	- Pharma items		
b)	- Live Animals		
c)	- Hazardous/ Dangerous Goods		
d)	- Valuable Goods**		
e)	- Perishable		
f)	- Newspaper and TV reel consignments		
g)	- Human remains, Coffin including unaccompanied baggage of Deceased and Human Eyes etc.		
C1.1	Courier cargo facilitation		

- 26 -



Type of Cargo		Rate in Rupees per Kilogram	Minimum rate per AWB
C1.2	X-ray charges		
C1.3	<b>Demurrage Charges</b>		
	- Free Period		
	- 4th day to 10th day		
	- 11th day to 20th day		
	- 21st day to 30th day		
	- Beyond 30 days		
<b>C2.</b>	<b>Outcoming Courier Charges -- International</b>	<b>Outbound (Import) PER KG.</b>	<b>MINIMUM Charge per Bag</b>
C2.1	Courier cargo facilitation		
C2.2	X-ray charges		
C2.3	<b>Demurrage Charges</b>		
	- Free Period		
	- day to day		
	- day to day		
	- day to day		
	- Beyond days		
<b>D.</b>	<b>Transshipment Cargo/Carting</b>	<b>Rate Per Kg</b>	<b>Minimum per AWB</b>
<b>D1.</b>	<b>Transshipment charges-international to international</b>		
D1.1	General Cargo		
D1.2	Special Cargo/DGR/Valuable/Perishable/Pharma		

-24-



Type of Cargo		Rate in Rupees per Kilogram	Minimum rate per AWB
D1.3	Documentation Fee		
<b>D2.</b>	Transshipment charges-international to domestic		
D2.1	General Cargo		
D2.2	Special/Sensitive Cargo		
D2.3	DGR/Valuable/Perishable/Pharma		
D2.4	Documentation Fee		
<b>D3.</b>	Transshipment charges-domestic to domestic		
D3.1	General Cargo		
D3.2	Special/Sensitive Cargo		
D3.3	DGR/Valuable/Perishable/Pharma		
D3.4	Documentation Fee		
<b>E.</b>	<b>Customs Cost Recovery Charges</b>	Rate Per Kg.	
E1	components of customs cargo recovery charges		
<b>F.</b>	<b>EDI/IT Services (GMAX,WIPRO,SITA etc.)</b>	Minimum rate per AWB	
F1	EDI/IT Services (GMAX,WIPRO,SITA etc.)		
<b>G.</b>	<b>***Others Charges, if any</b>	Minimum rate per Kg/AWB	
G1	Others Charges, if any		

**2018-2019**

Type of Cargo		Rate in Rupees per Kilogram	Minimum rate per AWB
<b>A.</b>	<b>Export Cargo</b>		



- 28 -

Type of Cargo		Rate in Rupees per Kilogram	Minimum rate per AWB
<b>A1.</b>	Terminal, Storage and Processing Charges		
A1.1	General		
A1.2	Special Cargo		
a.	- Pharma items		
b)	- Live Animals		
c)	- Hazardous/ Dangerous Goods		
d)	- Valuable Goods**		
e)	- Perishable		
f)	- Newspaper and TV reel consignments		
g)	- Human remains, Coffin including unaccompanied baggage of Deceased and Human Eyes etc.		
<b>A2.</b>	X-Ray Charges		
A2.1	X-Ray Machine charges		
A2.2	X-Ray Certification charges		
A2.3	Certification for Dangerous goods		
<b>A3.</b>	Demurrage Charges----Export Cargo		
A3.1	General		
A3.2	Special Cargo		
a.	- Pharma items		
b)	- Live Animals		
c)	- Hazardous/ Dangerous Goods		

- 29 -



88

Type of Cargo		Rate in Rupees per Kilogram	Minimum rate per AWB
d)	- Valuable Goods**		
e)	- Perishable		
f)	- Newspaper and TV reel consignments		
g)	- Human remains, Coffin including unaccompanied baggage of Deceased and Human Eyes etc.		
<b>A4.</b>	Cargo Handling Charges		
<b>A4</b>	Palletisation/ Containerisation/Unitisation/Staffing Charges	Rate per Kg	Rate per Pallet
A4.1	General		
A4.2	Special Cargo		
a.	- Pharma items		
b)	- Live Animals		
c)	- Hazardous/ Dangerous Goods		
d)	- Valuable Goods**		
e)	- Perishable		
f)	- Newspaper and TV reel consignments		
g)	- Human remains, Coffin including unaccompanied baggage of Deceased and Human Eyes etc.		
<b>A5.</b>	Documentation Fees	Rs Per AWB	Minimum per Flight
A5.1	Cargo Documentation fees for Manifesto/filing etc		

30



Type of Cargo		Rate in Rupees per Kilogram	Minimum rate per AWB
<b>B.</b>	<b>Import Cargo</b>		
<b>B1.</b>	Terminal, Storage and Processing Charges	Rate in Rupees per Kilogram	Minimum rate per AWB
B1.1	General		
B1.2	Special Cargo		
a.	- Pharma items		
b)	- Live Animals		
c)	- Hazardous/ Dangerous Goods		
d)	- Valuable Goods**		
e)	- Perishable		
f)	- Newspaper and TV reel consignments		
g)	- Human remains, Coffin including unaccompanied baggage of Deceased and Human Eyes etc.		
<b>B2.</b>	<b>Cargo Handling Charges</b>		
<b>B2.</b>	DePalletisation/ Destaffing/DeContainerisation/DeUnitisation Charges	Rate per Kg	Rate per Pallet
B2.1	General		
B1.2	Special Cargo		
a.	- Pharma items		
b)	- Live Animals		
c)	- Hazardous/ Dangerous Goods		
d)	- Valuable Goods**		

- 31 -



Type of Cargo		Rate in Rupees per Kilogram	Minimum rate per AWB
e)	- Perishable		
f)	- Newspaper and TV reel consignments		
g)	- Human remains, Coffin including unaccompanied baggage of Deceased and Human Eyes etc.		
<b>B3.</b>	<b>Demurrage Charges----Import Cargo</b>	<b>Rate in Rupees per Kilogram</b>	<b>Minimum rate per AWB</b>
B3.1	General		
B3.2	Special Cargo		
a.	- Pharma items		
b)	- Live Animals		
c)	- Hazardous/ Dangerous Goods		
d)	- Valuable Goods**		
e)	- Perishable		
f)	- Newspaper and TV reel consignments		
g)	- Human remains, Coffin including unaccompanied baggage of Deceased and Human Eyes etc.		
C1.1	Courier cargo facilitation		
C1.2	X-ray charges		
C1.3	<b>Demurrage Charges</b>		
	- Free Period		
	- 4th day to 10th day		

- 32 -





Type of Cargo		Rate in Rupees per Kilogram	Minimum rate per AWB
	- 11th day to 20th day		
	- 21st day to 30th day		
	- Beyond 30 days		
<b>C2.</b>	<b>Outcoming Courier Charges -- International</b>	<b>Outbound (Import) PER KG.</b>	<b>MINIMUM Charge per Bag</b>
C2.1	Courier cargo facilitation		
C2.2	X-ray charges		
<b>C2.3</b>	<b>Demurrage Charges</b>		
	- Free Period		
	- day to day		
	- day to day		
	- day to day		
	- Beyond days		
<b>D.</b>	<b>Transshipment Cargo/Carting</b>	<b>Rate Per Kg</b>	<b>Minimum per AWB</b>
<b>D1.</b>	<b>Transshipment charges-international to international</b>		
D1.1	General Cargo		
D1.2	Special Cargo/DGR/Valuable/Perishable/Pharma		
D1.3	Documentation Fee		
<b>D2.</b>	<b>Transshipment charges-international to domestic</b>		
D2.1	General Cargo		
D2.2	Special/Sensitive Cargo		

-33-



*Handwritten signature*

Type of Cargo		Rate in Rupees per Kilogram	Minimum rate per AWB
D2.3	DGR/Valuable/Perishable/Pharma		
D2.4	Documentation Fee		
<b>D3.</b>	Transshipment charges-domestic to domestic		
D3.1	General Cargo		
D3.2	Special/Sensitive Cargo		
D3.3	DGR/Valuable/Perishable/Pharma		
D3.4	Documentation Fee		
<b>E.</b>	<b>Customs Cost Recovery Charges</b>	Rate Per Kg.	
E1	components of customs cargo recovery charges		
<b>F.</b>	<b>EDI/IT Services (GMAX,WIPRO,SITA etc.)</b>	Minimum rate per AWB	
F1	EDI/IT Services (GMAX,WIPRO,SITA etc.)		
<b>G.</b>	<b>***Others Charges, if any</b>	Minimum rate per Kg/AWB	
G1	Others Charges, if any		

**2019-2020**

Type of Cargo		Rate in Rupees per Kilogram	Minimum rate per AWB
<b>A.</b>	<b>Export Cargo</b>		
<b>A1.</b>	Terminal, Storage and Processing Charges		
A1.1	General		
A1.2	Special Cargo		
a.	- Pharma items		



-34-

Type of Cargo		Rate in Rupees per Kilogram	Minimum rate per AWB
b)	- Live Animals		
c)	- Hazardous/ Dangerous Goods		
d)	- Valuable Goods**		
e)	- Perishable		
f)	- Newspaper and TV reel consignments		
g)	- Human remains, Coffin including unaccompanied baggage of Deceased and Human Eyes etc.		
<b>A2.</b>	<b>X-Ray Charges</b>		
A2.1	X-Ray Machine charges		
A2.2	X-Ray Certification charges		
A2.3	Certification for Dangerous goods		
<b>A3.</b>	<b>Demurrage Charges----Export Cargo</b>		
A3.1	General		
A3.2	Special Cargo		
a.	- Pharma items		
b)	- Live Animals		
c)	- Hazardous/ Dangerous Goods		
d)	- Valuable Goods**		
e)	- Perishable		
f)	- Newspaper and TV reel consignments		
g)	- Human remains, Coffin including		

1-35-



DB

Type of Cargo		Rate in Rupees per Kilogram	Minimum rate per AWB
	unaccompanied baggage of Deceased and Human Eyes etc.		
<b>A4.</b>	<b>Cargo Handling Charges</b>		
<b>A4</b>	Palletisation/ Containerisation/Unitisation/Staffing Charges	Rate per Kg	Rate per Pallet
A4.1	General		
A4.2	Special Cargo		
a.	- Pharma items		
b)	- Live Animals		
c)	- Hazardous/ Dangerous Goods		
d)	- Valuable Goods**		
e)	- Perishable		
f)	- Newspaper and TV reel consignments		
g)	- Human remains, Coffin including unaccompanied baggage of Deceased and Human Eyes etc.		
<b>A5.</b>	<b>Documentation Fees</b>	<b>Rs Per AWB</b>	<b>Minimum per Flight</b>
A5.1	Cargo Documentation fees for Manifesto/filing etc		
<b>B.</b>	<b>Import Cargo</b>		
<b>B1.</b>	<b>Terminal, Storage and Processing Charges</b>	<b>Rate in Rupees per Kilogram</b>	<b>Minimum rate per AWB</b>
B1.1	General		
B1.2	Special Cargo		

- 36 -



Type of Cargo		Rate in Rupees per Kilogram	Minimum rate per AWB
a.	- Pharma items		
b)	- Live Animals		
c)	- Hazardous/ Dangerous Goods		
d)	- Valuable Goods**		
e)	- Perishable		
f)	- Newspaper and TV reel consignments		
g)	- Human remains, Coffin including unaccompanied baggage of Deceased and Human Eyes etc.		
<b>B2.</b>	Cargo Handling Charges		
<b>B2.</b>	DePalletisation/ Destaffing/DeContainerisation/DeUnitisation Charges	Rate per Kg	Rate per Pallet
B2.1	General		
B1.2	Special Cargo		
a.	- Pharma items		
b)	- Live Animals		
c)	- Hazardous/ Dangerous Goods		
d)	- Valuable Goods**		
e)	- Perishable		
f)	- Newspaper and TV reel consignments		
g)	- Human remains, Coffin including unaccompanied baggage of Deceased and		

-37-

*[Handwritten Signature]*



Type of Cargo		Rate in Rupees per Kilogram	Minimum rate per AWB
	Human Eyes etc.		
<b>B3.</b>	Demurrage Charges----Import Cargo	Rate in Rupees per Kilogram	Minimum rate per AWB
B3.1	General		
B3.2	Special Cargo		
a.	- Pharma items		
b)	- Live Animals		
c)	- Hazardous/ Dangerous Goods		
d)	- Valuable Goods**		
e)	- Perishable		
f)	- Newspaper and TV reel consignments		
g)	- Human remains, Coffin including unaccompanied baggage of Deceased and Human Eyes etc.		
C1.1	Courier cargo facilitation		
C1.2	X-ray charges		
C1.3	<b>Demurrage Charges</b>		
	- Free Period		
	- 4th day to 10th day		
	- 11th day to 20th day		
	- 21st day to 30th day		
	- Beyond 30 days		
<b>C2.</b>	Outcoming Courier Charges -- International	Outbound (Import) PER KG.	MINIMUM Charge per Bag

1  
28  
1



Type of Cargo		Rate in Rupees per Kilogram	Minimum rate per AWB
C2.1	Courier cargo facilitation		
C2.2	X-ray charges		
C2.3	<b>Demurrage Charges</b>		
	- Free Period		
	- day to day		
	- day to day		
	- day to day		
	- Beyond days		
<b>D.</b>	<b>Transshipment Cargo/Carting</b>	<b>Rate Per Kg</b>	<b>Minimum per AWB</b>
<b>D1.</b>	Transshipment charges-international to international		
D1.1	General Cargo		
D1.2	Special Cargo/DGR/Valuable/Perishable/Pharma		
D1.3	Documentation Fee		
<b>D2.</b>	Transshipment charges-international to domestic		
D2.1	General Cargo		
D2.2	Special/Sensitive Cargo		
D2.3	DGR/Valuable/Perishable/Pharma		
D2.4	Documentation Fee		
<b>D3.</b>	Transshipment charges-domestic to domestic		
D3.1	General Cargo		

-39-



Type of Cargo		Rate in Rupees per Kilogram	Minimum rate per AWB
D3.2	Special/Sensitive Cargo		
D3.3	DGR/Valuable/Perishable/Pharma		
D3.4	Documentation Fee		
<b>E.</b>	<b>Customs Cost Recovery Charges</b>	Rate Per Kg.	
E1	components of customs cargo recovery charges		
<b>F.</b>	<b>EDI/IT Services (GMAX,WIPRO,SITA etc.)</b>	Minimum rate per AWB	
F1	EDI/IT Services (GMAX,WIPRO,SITA etc.)		
<b>G.</b>	<b>***Others Charges, if any</b>	Minimum rate per Kg/AWB	
G1	Others Charges, if any		

2020-2021

Type of Cargo		Rate in Rupees per Kilogram	Minimum rate per AWB
<b>A.</b>	<b>Export Cargo</b>		
<b>A1.</b>	<b>Terminal, Storage and Processing Charges</b>		
A1.1	General		
A1.2	Special Cargo		
a.	- Pharma items		
b)	- Live Animals		
c)	- Hazardous/ Dangerous Goods		
d)	- Valuable Goods**		
e)	- Perishable		

-40-



Type of Cargo		Rate in Rupees per Kilogram	Minimum rate per AWB
f)	- Newspaper and TV reel consignments		
g)	- Human remains, Coffin including unaccompanied baggage of Deceased and Human Eyes etc.		
<b>A2.</b>	X-Ray Charges		
A2.1	X-Ray Machine charges		
A2.2	X-Ray Certification charges		
A2.3	Certification for Dangerous goods		
<b>A3.</b>	Demurrage Charges----Export Cargo		
A3.1	General		
A3.2	Special Cargo		
a.	- Pharma items		
b)	- Live Animals		
c)	- Hazardous/ Dangerous Goods		
d)	- Valuable Goods**		
e)	- Perishable		
f)	- Newspaper and TV reel consignments		
g)	- Human remains, Coffin including unaccompanied baggage of Deceased and Human Eyes etc.		
<b>A4.</b>	Cargo Handling Charges		
<b>A4</b>	Palletisation/ Containerisation/Unitisation/Staffing Charges	Rate per Kg	Rate per Pallet

-4-



Type of Cargo		Rate in Rupees per Kilogram	Minimum rate per AWB
A4.1	General		
A4.2	Special Cargo		
a.	- Pharma items		
b)	- Live Animals		
c)	- Hazardous/ Dangerous Goods		
d)	- Valuable Goods**		
e)	- Perishable		
f)	- Newspaper and TV reel consignments		
g)	- Human remains, Coffin including unaccompanied baggage of Deceased and Human Eyes etc.		
<b>A5.</b>	<b>Documentation Fees</b>	<b>Rs Per AWB</b>	<b>Minimum per Flight</b>
A5.1	Cargo Documentation fees for Manifesto/filing etc		
<b>B.</b>	<b>Import Cargo</b>		
<b>B1.</b>	<b>Terminal, Storage and Processing Charges</b>	<b>Rate in Rupees per Kilogram</b>	<b>Minimum rate per AWB</b>
B1.1	General		
B1.2	Special Cargo		
a.	- Pharma items		
b)	- Live Animals		
c)	- Hazardous/ Dangerous Goods		
d)	- Valuable Goods**		

-42-



Type of Cargo		Rate in Rupees per Kilogram	Minimum rate per AWB
e)	- Perishable		
f)	- Newspaper and TV reel consignments		
g)	- Human remains, Coffin including unaccompanied baggage of Deceased and Human Eyes etc.		
<b>B2.</b>	Cargo Handling Charges		
<b>B2.</b>	DePalletisation/ Destaffing/DeContainerisation/DeUnitisation Charges	Rate per Kg	Rate per Pallet
B2.1	General		
B1.2	Special Cargo		
a.	- Pharma items		
b)	- Live Animals		
c)	- Hazardous/ Dangerous Goods		
d)	- Valuable Goods**		
e)	- Perishable		
f)	- Newspaper and TV reel consignments		
g)	- Human remains, Coffin including unaccompanied baggage of Deceased and Human Eyes etc.		
<b>B3.</b>	Demurrage Charges----Import Cargo	Rate in Rupees per Kilogram	Minimum rate per AWB
B3.1	General		
B3.2	Special Cargo		
a.	- Pharma items		

-43-



Type of Cargo		Rate in Rupees per Kilogram	Minimum rate per AWB
b)	- Live Animals		
c)	- Hazardous/ Dangerous Goods		
d)	- Valuable Goods**		
e)	- Perishable		
f)	- Newspaper and TV reel consignments		
g)	- Human remains, Coffin including unaccompanied baggage of Deceased and Human Eyes etc.		
C1.1	Courier cargo facilitation		
C1.2	X-ray charges		
C1.3	<b>Demurrage Charges</b>		
	- Free Period		
	- 4th day to 10th day		
	- 11th day to 20th day		
	- 21st day to 30th day		
	- Beyond 30 days		
<b>C2.</b>	<b>Outcoming Courier Charges -- International</b>	<b>Outbound (Import) PER KG.</b>	<b>MINIMUM Charge per Bag</b>
C2.1	Courier cargo facilitation		
C2.2	X-ray charges		
C2.3	<b>Demurrage Charges</b>		
	- Free Period		

- 44 -



Type of Cargo		Rate in Rupees per Kilogram	Minimum rate per AWB
	- day to day		
	- day to day		
	- day to day		
	- Beyond days		
<b>D.</b>	<b>Transshipment Cargo/Carting</b>	Rate Per Kg	Minimum per AWB
<b>D1.</b>	Transshipment charges-international to international		
D1.1	General Cargo		
D1.2	Special Cargo/DGR/Valuable/Perishable/Pharma		
D1.3	Documentation Fee		
<b>D2.</b>	Transshipment charges-international to domestic		
D2.1	General Cargo		
D2.2	Special/Sensitive Cargo		
D2.3	DGR/Valuable/Perishable/Pharma		
D2.4	Documentation Fee		
<b>D3.</b>	Transshipment charges-domestic to domestic		
D3.1	General Cargo		
D3.2	Special/Sensitive Cargo		
D3.3	DGR/Valuable/Perishable/Pharma		
D3.4	Documentation Fee		
<b>E.</b>	<b>Customs Cost Recovery Charges</b>	Rate Per Kg.	



145-1

Type of Cargo		Rate in Rupees per Kilogram	Minimum rate per AWB
E1	components of customs cargo recovery charges		
<b>F.</b>	<b>EDI/IT Services (GMAX,WIPRO,SITA etc.)</b>	Minimum rate per AWB	
F1	EDI/IT Services (GMAX,WIPRO,SITA etc.)		
<b>G.</b>	<b>***Others Charges, if any</b>	Minimum rate per Kg/AWB	
G1	Others Charges, if any		

**2016-2017**

Type of Cargo		Rate in Rupees per Kilogram	Minimum rate per AWB
<b>A.</b>	<b>Export Cargo</b>		
<b>A1.</b>	Terminal, Storage and Processing Charges		
A1.1	General	0.00	0.00
A1.2	Special Cargo		
a.	- Pharma items	0.00	0.00
b)	- Live Animals	0.00	0.00
c)	- Hazardous/ Dangerous Goods	0.00	0.00
d)	- Valuable Goods**	0.00	0.00
e)	- Perishable	0.00	0.00
f)	- Newspaper and TV reel consignments	0.00	0.00
g)	- Human remains, Coffin including unaccompanied baggage of Deceased and Human Eyes etc.	0.00	0.00
<b>A2.</b>	X-Ray Charges		


Type of Cargo		Rate in Rupees per Kilogram	Minimum rate per AWB
A2.1	X-Ray Machine charges	0.00	0.00
A2.2	X-Ray Certification charges	0.00	0.00
A2.3	Certification for Dangerous goods	0.00	0.00
<b>A3.</b>	Demurrage Charges----Export Cargo		
A3.1	General	0.00	0.00
A3.2	Special Cargo		
a.	- Pharma items	0.00	0.00
b)	- Live Animals	0.00	0.00
c)	- Hazardous/ Dangerous Goods	0.00	0.00
d)	- Valuable Goods**	0.00	0.00
e)	- Perishable	0.00	0.00
f)	- Newspaper and TV reel consignments	0.00	0.00
g)	- Human remains, Coffin including unaccompanied baggage of Deceased and Human Eyes etc.	0.00	0.00
<b>A4.</b>	Cargo Handling Charges		
<b>A4</b>	Palletisation/ Containerisation/Unitisation/Staffing Charges	Rate per Kg	Rate per Pallet
A4.1	General	0.00	0.00
A4.2	Special Cargo		
a.	- Pharma items	0.00	0.00
b)	- Live Animals	0.00	0.00

-47-



Type of Cargo		Rate in Rupees per Kilogram	Minimum rate per AWB
c)	- Hazardous/ Dangerous Goods	0.00	0.00
d)	- Valuable Goods**	0.00	0.00
e)	- Perishable	0.00	0.00
f)	- Newspaper and TV reel consignments	0.00	0.00
g)	- Human remains, Coffin including unaccompanied baggage of Deceased and Human Eyes etc.	0.00	0.00
<b>A5.</b>	<b>Documentation Fees</b>	<b>Rs Per AWB</b>	<b>Minimum per Flight</b>
A5.1	Cargo Documentation fees for Manifesto/filing etc	0.00	0.00
<b>B.</b>	<b>Import Cargo</b>		
<b>B1.</b>	<b>Terminal, Storage and Processing Charges</b>	<b>Rate in Rupees per Kilogram</b>	<b>Minimum rate per AWB</b>
B1.1	General	0.00	0.00
B1.2	Special Cargo		
a.	- Pharma items	0.00	0.00
b)	- Live Animals	0.00	0.00
c)	- Hazardous/ Dangerous Goods	0.00	0.00
d)	- Valuable Goods**	0.00	0.00
e)	- Perishable	0.00	0.00
f)	- Newspaper and TV reel consignments	0.00	0.00
g)	- Human remains, Coffin including unaccompanied baggage of Deceased and Human Eyes etc.	0.00	0.00

- 48 -





Type of Cargo		Rate in Rupees per Kilogram	Minimum rate per AWB
<b>B2.</b>	Cargo Handling Charges		
<b>B2.</b>	DePalletisation/ Destaffing/DeContainerisation/DeUnitisation Charges	Rate per Kg	Rate per Pallet
B2.1	General	0.00	0.00
B1.2	Special Cargo		
a.	- Pharma items	0.00	0.00
b)	- Live Animals	0.00	0.00
c)	- Hazardous/ Dangerous Goods	0.00	0.00
d)	- Valuable Goods**	0.00	0.00
e)	- Perishable	0.00	0.00
f)	- Newspaper and TV reel consignments	0.00	0.00
g)	- Human remains, Coffin including unaccompanied baggage of Deceased and Human Eyes etc.	0.00	0.00
<b>B3.</b>	Demurrage Charges----Import Cargo	Rate in Rupees per Kilogram	Minimum rate per AWB
B3.1	General	0.00	0.00
B3.2	Special Cargo		
a.	- Pharma items	0.00	0.00
b)	- Live Animals	0.00	0.00
c)	- Hazardous/ Dangerous Goods	0.00	0.00
d)	- Valuable Goods**	0.00	0.00
e)	- Perishable	0.00	0.00

-49-



Type of Cargo		Rate in Rupees per Kilogram	Minimum rate per AWB
f)	- Newspaper and TV reel consignments	0.00	0.00
g)	- Human remains, Coffin including unaccompanied baggage of Deceased and Human Eyes etc.	0.00	0.00
C1.1	Courier cargo facilitation	0.00	0.00
C1.2	X-ray charges	0.00	0.00
C1.3	<b>Demurrage Charges</b>		
	- Free Period	0.00	
	- 4th day to 10th day	0.00	
	- 11th day to 20th day	0.00	
	- 21st day to 30th day	0.00	
	- Beyond 30 days	0.00	
<b>C2.</b>	Outcoming Courier Charges -- International	Outbound (Import) PER KG.	MINIMUM Charge per Bag
C2.1	Courier cargo facilitation	0.00	0.00
C2.2	X-ray charges	0.00	0.00
C2.3	<b>Demurrage Charges</b>		
	- Free Period	0.00	
	- day to day	0.00	
	- day to day	0.00	
	- day to day	0.00	
	- Beyond days	0.00	

-50-



Type of Cargo		Rate in Rupees per Kilogram	Minimum rate per AWB
<b>D.</b>	<b>Transshipment Cargo/Carting</b>	Rate Per Kg	Minimum per AWB
<b>D1.</b>	Transshipment charges-international to international		
D1.1	General Cargo	0.00	0.00
D1.2	Special Cargo/DGR/Valuable/Perishable/Pharma	0.00	0.00
D1.3	Documentation Fee	0.00	0.00
<b>D2.</b>	Transshipment charges-international to domestic		
D2.1	General Cargo	0.00	0.00
D2.2	Special/Sensitive Cargo	0.00	0.00
D2.3	DGR/Valuable/Perishable/Pharma	0.00	0.00
D2.4	Documentation Fee	0.00	0.00
<b>D3.</b>	Transshipment charges-domestic to domestic		
D3.1	General Cargo	0.00	0.00
D3.2	Special/Sensitive Cargo	0.00	0.00
D3.3	DGR/Valuable/Perishable/Pharma	0.00	0.00
D3.4	Documentation Fee	0.00	0.00
<b>E.</b>	<b>Customs Cost Recovery Charges</b>	Rate Per Kg.	
E1	components of customs cargo recovery charges	0.00	
<b>F.</b>	<b>EDI/IT Services (GMAX,WIPRO,SITA etc.)</b>	Minimum rate per AWB	
F1	EDI/IT Services (GMAX,WIPRO,SITA etc.)	0.00	
<b>G.</b>	<b>***Others Charges, if any</b>	Minimum rate per Kg/AWB	

-51-



Type of Cargo		Rate in Rupees per Kilogram	Minimum rate per AWB
G1	Others Charges, if any	0.00	

-52-





**BEFORE THE AIRPORTS ECONOMIC REGULARITY AUTHORITY OF INDIA**

**AT NEW DELHI**

**SUBMISSION OF PROPOSAL OF DETERMINATION OF ANNUAL TARIFF FOR AND ON BEHALF OF:**

M/s

I, Sanjay Savant aged 48 resident of E-9, Connaught House, Connaught Place acting in my official capacity as ISP in M/s Globe Ground India Pvt. Limited having its registered office at E-9, Connaught House, Connaught Place do hereby state and affirm as under that:

1. That I am authorized to act for and on behalf of M/s Globe Ground India Pvt. Limited in the matter of making submission before the Airports Economic Regulatory Authority of India, New Delhi ('the Authority')
2. I am competent to make this submission before the authority
3. I am making the submission in my official capacity and the facts stated herein are based on official records
4. The contents of the Annual tariff proposal submission which include inter alia (i) Estimated Maximum Allowed yield per unit and the proposed detailed break-up of Tariff(s) (in the context to Estimated Maximum Allowed Yield per Unit Where determined by the authority) where the authority has specified a price cap approach for the duration of the Control period pursuant to clause 3.2

OR

Proposed detailed breakup of Tariff(s) based on Clause 11.2 Where the Authority has specified a light touch approach for the duration of control period pursuant to clause 3.2 (~~strikeout whichever is not applicable~~) and (ii) Justification are correct and true to my knowledge and belief and nothing material has been concealed from.

Sd/

Place

Date: 12-09-2016



53

**Form F14(b)-Cargo Domestic**

**Domestic Outbound Cargo Terminal Storage And Processing Charges**

Year	2017-2018		2018-2019		2019-2020		2020-2021		2016-2017	
Rate	Rate in Rupees per Kilogram	Minimum rate per AWB	Rate in Rupees per Kilogram	Minimum rate per AWB	Rate in Rupees per Kilogram	Minimum rate per AWB	Rate in Rupees per Kilogram	Minimum rate per AWB	Rate in Rupees per Kilogram	Minimum rate per AWB
General Type	0.00	0.00	0.00	0.00	0.00	0.00	0.00	0.00	0.00	0.00
Special/Sensitive Cargo	0.00	0.00	0.00	0.00	0.00	0.00	0.00	0.00	0.00	0.00
Pharma Items	0.00	0.00	0.00	0.00	0.00	0.00	0.00	0.00	0.00	0.00
Live Animals	0.00	0.00	0.00	0.00	0.00	0.00	0.00	0.00	0.00	0.00
Hazardous Dangerous Goods	0.00	0.00	0.00	0.00	0.00	0.00	0.00	0.00	0.00	0.00
Valuable Goods	0.00	0.00	0.00	0.00	0.00	0.00	0.00	0.00	0.00	0.00
Perishable	0.00	0.00	0.00	0.00	0.00	0.00	0.00	0.00	0.00	0.00
Newspaper And Tv Reel Consignments	0.00	0.00	0.00	0.00	0.00	0.00	0.00	0.00	0.00	0.00
Human Remains, Coffin Including Unaccompanied Baggage Of Deceased And Human Eyes Etc.	0.00	0.00	0.00	0.00	0.00	0.00	0.00	0.00	0.00	0.00
Others	0.00	0.00	0.00	0.00	0.00	0.00	0.00	0.00	0.00	0.00

**Domestic Outbound Cargo Demurrage Charges**

Year	2017-2018		2018-2019		2019-2020		2020-2021		2016-2017	
Rate	Rate in Rupees per Kilogram	Minimum rate per AWB	Rate in Rupees per Kilogram	Minimum rate per AWB	Rate in Rupees per Kilogram	Minimum rate per AWB	Rate in Rupees per Kilogram	Minimum rate per AWB	Rate in Rupees per Kilogram	Minimum rate per AWB
General Type	0.00	0.00	0.00	0.00	0.00	0.00	0.00	0.00	0.00	0.00
Special/Sensitive Cargo	0.00	0.00	0.00	0.00	0.00	0.00	0.00	0.00	0.00	0.00

-54-



Year	2017-2018		2018-2019		2019-2020		2020-2021		2016-2017	
Pharma Items	0.00	0.00	0.00	0.00	0.00	0.00	0.00	0.00	0.00	0.00
Live Animals	0.00	0.00	0.00	0.00	0.00	0.00	0.00	0.00	0.00	0.00
Hazardous Dangerous Goods	0.00	0.00	0.00	0.00	0.00	0.00	0.00	0.00	0.00	0.00
Valuable Goods	0.00	0.00	0.00	0.00	0.00	0.00	0.00	0.00	0.00	0.00
Perishable	0.00	0.00	0.00	0.00	0.00	0.00	0.00	0.00	0.00	0.00
Newspaper And Tv Reel Consignments	0.00	0.00	0.00	0.00	0.00	0.00	0.00	0.00	0.00	0.00
Human Remains, Coffin Including Unaccompanied Baggage Of Deceased And Human Eyes Etc.	0.00	0.00	0.00	0.00	0.00	0.00	0.00	0.00	0.00	0.00
Others	0.00	0.00	0.00	0.00	0.00	0.00	0.00	0.00	0.00	0.00

**Domestic Inbound Cargo Terminal Storage And Processing Charges**

Year	2017-2018		2018-2019		2019-2020		2020-2021		2016-2017	
Rate	Rate in Rupees per Kilogram	Minimum rate per AWB	Rate in Rupees per Kilogram	Minimum rate per AWB	Rate in Rupees per Kilogram	Minimum rate per AWB	Rate in Rupees per Kilogram	Minimum rate per AWB	Rate in Rupees per Kilogram	Minimum rate per AWB
General Type	0.00	0.00	0.00	0.00	0.00	0.00	0.00	0.00	0.00	0.00
Special/Sensitive Cargo	0.00	0.00	0.00	0.00	0.00	0.00	0.00	0.00	0.00	0.00
Pharma Items	0.00	0.00	0.00	0.00	0.00	0.00	0.00	0.00	0.00	0.00
Live Animals	0.00	0.00	0.00	0.00	0.00	0.00	0.00	0.00	0.00	0.00
Hazardous Dangerous Goods	0.00	0.00	0.00	0.00	0.00	0.00	0.00	0.00	0.00	0.00
Valuable Goods	0.00	0.00	0.00	0.00	0.00	0.00	0.00	0.00	0.00	0.00
Perishable	0.00	0.00	0.00	0.00	0.00	0.00	0.00	0.00	0.00	0.00
Newspaper And Tv Reel	0.00	0.00	0.00	0.00	0.00	0.00	0.00	0.00	0.00	0.00



-55-



Year	2017-2018		2018-2019		2019-2020		2020-2021		2016-2017	
Consignments										
Human Remains, Coffin Including Unaccompanied Baggage Of Deceased And Human Eyes Etc.	0.00	0.00	0.00	0.00	0.00	0.00	0.00	0.00	0.00	0.00
Others	0.00	0.00	0.00	0.00	0.00	0.00	0.00	0.00	0.00	0.00

**Domestic Inbound Cargo Demurrage Charges**

Year	2017-2018		2018-2019		2019-2020		2020-2021		2016-2017	
Rate	Rate in Rupees per Kilogram	Minimum rate per AWB	Rate in Rupees per Kilogram	Minimum rate per AWB	Rate in Rupees per Kilogram	Minimum rate per AWB	Rate in Rupees per Kilogram	Minimum rate per AWB	Rate in Rupees per Kilogram	Minimum rate per AWB
General Type	0.00	0.00	0.00	0.00	0.00	0.00	0.00	0.00	0.00	0.00
Special/Sensitive Cargo	0.00	0.00	0.00	0.00	0.00	0.00	0.00	0.00	0.00	0.00
Pharma Items	0.00	0.00	0.00	0.00	0.00	0.00	0.00	0.00	0.00	0.00
Live Animals	0.00	0.00	0.00	0.00	0.00	0.00	0.00	0.00	0.00	0.00
Hazardous Dangerous Goods	0.00	0.00	0.00	0.00	0.00	0.00	0.00	0.00	0.00	0.00
Valuable Goods	0.00	0.00	0.00	0.00	0.00	0.00	0.00	0.00	0.00	0.00
Perishable	0.00	0.00	0.00	0.00	0.00	0.00	0.00	0.00	0.00	0.00
Newspaper And Tv Reel Consignments	0.00	0.00	0.00	0.00	0.00	0.00	0.00	0.00	0.00	0.00
Human Remains, Coffin Including Unaccompanied Baggage Of Deceased And Human Eyes Etc.	0.00	0.00	0.00	0.00	0.00	0.00	0.00	0.00	0.00	0.00
Others	0.00	0.00	0.00	0.00	0.00	0.00	0.00	0.00	0.00	0.00

-56-



**BEFORE THE AIRPORTS ECONOMIC REGULARITY AUTHORITY OF INDIA**

**AT NEW DELHI**

**SUBMISSION OF PROPOSAL OF DETERMINATION OF ANNUAL TARIFF FOR AND ON BEHALF OF:**

M/s

1, Sanjay Savant aged 48 resident of E-9, Connaught House, Connaught Place acting in my official capacity as ISP in M/s Globe Ground India Pvt. Limited having its registered office at E-9, Connaught House, Connaught Place do hereby state and affirm as under that:

1. That I am authorized to act for and on behalf of M/s Globe Ground India Pvt. Limited in the matter of making submission before the Airports Economic Regulatory Authority of India, New Delhi ('the Authority')
2. I am competent to make this submission before the authority
3. I am making the submission in any official capacity and the facts stated herein are based on official records
4. The contents of the Annual tariff proposal submission which include inter alia (i) Estimated Maximum Allowed yield per unit and the proposed detailed break-up of Tariff(s) (in the context to Estimated Maximum Allowed Yield per Unit Where determined by the authority) where the authority has specified a price cap approach for the duration of the Control period pursuant to clause 3.2

OR

Proposed detailed breakup of Tariff(s) based on Clause 11.2 Where the Authority has specified a light touch approach for the duration of control period pursuant to clause 3.2 (~~strikeout whichever is not applicable~~) and (ii) Justification are correct and true to my knowledge and belief and nothing material has been concealed from.

Sd/

Place

Date: 12-09-2016



**Form F14(b)-Fuel Throughput Farm**

Year	2017-2018	2018-2019	2019-2020	2020-2021	2016-2017
Fuel Farm Facility Services	0.00	0.00	0.00	0.00	0.00

-58-



**BEFORE THE AIRPORTS ECONOMIC REGULATORY AUTHORITY OF INDIA**

**AT NEW DELHI**

**SUBMISSION OF PROPOSAL OF DETERMINATION OF ANNUAL TARIFF FOR AND ON BEHALF OF:**

M/s

I, Sanjay Savant aged 48 resident of E-9, Connaught House, Connaught Place acting in my official capacity as ISP in M/s Globe Ground India Pvt. Limited having its registered office at E-9, Connaught House, Connaught Place do hereby state and affirm as under that:

1. That I am authorized to act for and on behalf of M/s Globe Ground India Pvt. Limited in the matter of making submission before the Airports Economic Regulatory Authority of India, New Delhi ('the Authority')
2. I am competent to make this submission before the authority
3. I am making the submission in my official capacity and the facts stated herein are based on official records
4. The contents of the Annual tariff proposal submission which include inter alia (i) Estimated Maximum Allowed yield per unit and the proposed detailed break-up of Tariff(s) (in the context to Estimated Maximum Allowed Yield per Unit Where determined by the authority) where the authority has specified a price cap approach for the duration of the Control period pursuant to clause 3.2

OR

Proposed detailed breakup of Tariff(s) based on Clause 11.2 Where the Authority has specified a light touch approach for the duration of control period pursuant to clause 3.2 (~~strikeout whichever is not applicable~~) and (ii) Justification are correct and true to my knowledge and belief and nothing material has been concealed from.

Sd/

Place

Date: 12-09-2016



**Form F14(b)-Fuel Throughput-Into Plane Services**

Year	2017-2018	2017-2018	2018-2019	2018-2019	2019-2020	2019-2020	2020-2021	2020-2021	2016-2017	2016-2017
Aircraft Fuelling	0.00	0.00	0.00	0.00	0.00	0.00	0.00	0.00	0.00	0.00
Aircraft Defueling Within	0.00	0.00	0.00	0.00	0.00	0.00	0.00	0.00	0.00	0.00
Aircraft Defueling Beyond	0.00	0.00	0.00	0.00	0.00	0.00	0.00	0.00	0.00	0.00
Aircraft Refueling Defueled Product Within	0.00	0.00	0.00	0.00	0.00	0.00	0.00	0.00	0.00	0.00
Aircraft Refueling Defueled Product Beyond	0.00	0.00	0.00	0.00	0.00	0.00	0.00	0.00	0.00	0.00

-09-



**BEFORE THE AIRPORTS ECONOMIC REGULATORY AUTHORITY OF INDIA**

**AT NEW DELHI**

**SUBMISSION OF PROPOSAL OF DETERMINATION OF ANNUAL TARIFF FOR AND ON BEHALF OF:**

M/s

1, Sanjay Savant aged 48 resident of E-9, Connaught House, Connaught Place acting in my official capacity as ISP in M/s Globe Ground India Pvt. Limited having its registered office at E-9, Connaught House, Connaught Place do hereby state and affirm as under that:

1. That I am authorized to act for and on behalf of M/s Globe Ground India Pvt. Limited in the matter of making submission before the Airports Economic Regulatory Authority of India, New Delhi ('the Authority')
2. I am competent to make this submission before the authority
3. I am making the submission in my official capacity and the facts stated herein are based on official records
4. The contents of the Annual tariff proposal submission which include inter alia (i) Estimated Maximum Allowed yield per unit and the proposed detailed break-up of Tariff(s) (in the context to Estimated Maximum Allowed Yield per Unit Where determined by the authority) where the authority has specified a price cap approach for the duration of the Control period pursuant to clause 3.2

OR

Proposed detailed breakup of Tariff(s) based on Clause 11.2 Where the Authority has specified a light touch approach for the duration of control period pursuant to clause 3.2 (~~strikeout whichever is not applicable~~) and (ii) Justification are correct and true to my knowledge and belief and nothing material has been concealed from.

Sd/

Place

Date: 12-09-2016



168

**Form F14(b)-Landing Charges**

Year	2017-2018	2017-2018	2018-2019	2018-2019	2019-2020	2019-2020	2020-2021	2020-2021	2016-2017	2016-2017
Upto 100 Mt	0.00	0.00	0.00	0.00	0.00	0.00	0.00	0.00	0.00	0.00
Above 200 Mt	0.00	0.00	0.00	0.00	0.00	0.00	0.00	0.00	0.00	0.00

-12-

*se*  


**BEFORE THE AIRPORTS ECONOMIC REGULARITY AUTHORITY OF INDIA**

**AT NEW DELHI**

**SUBMISSION OF PROPOSAL OF DETERMINATION OF ANNUAL TARIFF FOR AND ON BEHALF OF:**

M/s

I, Sanjay Savant aged 48 resident of E-9, Connaught House, Connaught Place acting in my official capacity as ISP in M/s Globe Ground India Pvt. Limited having its registered office at E-9, Connaught House, Connaught Place do hereby state and affirm as under that:

1. That I am authorized to act for and on behalf of M/s Globe Ground India Pvt. Limited in the matter of making submission before the Airports Economic Regulatory Authority of India, New Delhi ('the Authority')
2. I am competent to make this submission before the authority
3. I am making the submission in my official capacity and the facts stated herein are based on official records
4. The contents of the Annual tariff proposal submission which include inter alia (i) Estimated Maximum Allowed yield per unit and the proposed detailed break-up of Tariff(s) (in the context to Estimated Maximum Allowed Yield per Unit Where determined by the authority) where the authority has specified a price cap approach for the duration of the Control period pursuant to clause 3.2

OR

Proposed detailed breakup of Tariff(s) based on Clause 11.2 Where the Authority has specified a light touch approach for the duration of control period pursuant to clause 3.2 (~~strikeout whichever is not applicable~~) and (ii) Justification are correct and true to my knowledge and belief and nothing material has been concealed from.

Sd/

Place

Date: 12-09-2016



*SR*

- 63 -



**Form F14(b)-Parking & Housing Fee**

Year	2017-2018	2017-2018	2018-2019	2018-2019	2019-2020	2019-2020	2020-2021	2020-2021	2016-2017	2016-2017
Rate Proposed	Parking Charges Rates per Hour	Housing Charges Rates per Hour	Parking Charges Rates per Hour	Housing Charges Rates per Hour	Parking Charges Rates per Hour	Housing Charges Rates per Hour	Parking Charges Rates per Hour	Housing Charges Rates per Hour	Parking Charges Rates per Hour	Housing Charges Rates per Hour
Upto 100 Mt	0.00	0.00	0.00	0.00	0.00	0.00	0.00	0.00	0.00	0.00
Above 200 Mt	0.00	0.00	0.00	0.00	0.00	0.00	0.00	0.00	0.00	0.00

-64-



**BEFORE THE AIRPORTS ECONOMIC REGULATORY AUTHORITY OF INDIA**

**AT NEW DELHI**

**SUBMISSION OF PROPOSAL OF DETERMINATION OF ANNUAL TARIFF FOR AND ON BEHALF OF:**

M/s

I, Sanjay Savant aged 48 resident of E-9, Connaught House, Connaught Place acting in my official capacity as ISP in M/s Globe Ground India Pvt. Limited having its registered office at E-9, Connaught House, Connaught Place do hereby state and affirm as under that:

1. That I am authorized to act for and on behalf of M/s Globe Ground India Pvt. Limited in the matter of making submission before the Airports Economic Regulatory Authority of India, New Delhi ('the Authority')
2. I am competent to make this submission before the authority
3. I am making the submission in my official capacity and the facts stated herein are based on official records
4. The contents of the Annual tariff proposal submission which include inter alia (i) Estimated Maximum Allowed yield per unit and the proposed detailed break-up of Tariff(s) (in the context to Estimated Maximum Allowed Yield per Unit Where determined by the authority) where the authority has specified a price cap approach for the duration of the Control period pursuant to clause 3.2

OR

Proposed detailed breakup of Tariff(s) based on Clause 11.2 Where the Authority has specified a light touch approach for the duration of control period pursuant to clause 3.2 (~~strikeout whichever is not applicable~~) and (ii) Justification are correct and true to my knowledge and belief and nothing material has been concealed from.

Sd/

Place

Date: 12-09-2016



*[Handwritten signature]*

1-65-

**Form F14(b)-Other Charges**

**2017-2018**

Standardization of Tariff Card for Airport Operator		
<b>Fuel Throughput Charges</b>	Rate Per Kilo Litre	
Fuel Throughput Charges		
<b>Passenger Service Fee (PSF) - Facilitation / User Development Fee (UDF)</b>	Rate per embarking passenger	
Domestic Passenger		
International Passenger		
<b>Note:</b>		
<b>Aerobridge Charges (Passenger Boarding Bridges)</b>	Rate Per International flight	Rate Per Domestic flight
Aerobridge Charges		
<b>Cute Counter Charges / CUSS / BRS / Common Infrastructure Charges</b>	Rate Per Departing Flight	
Domestic		
International		
<b>Extension of Service Hours (Airport) [Watch Hours]</b>	Rate (In INR) Per Hour Per Aircraft	
Domestic		
International		
Others Charges		

**2018-2019**



AB-

Standardization of Tariff Card for Airport Operator		
<b>Fuel Throughput Charges</b>	Rate Per Kilo Litre	
Fuel Throughput Charges		
<b>Passenger Service Fee (PSF) - Facilitation / User Development Fee (UDF)</b>	Rate per embarking passenger	
Domestic Passenger		
International Passenger		
<b>Note:</b>		
<b>Aerobridge Charges (Passenger Boarding Bridges)</b>	Rate Per International flight	Rate Per Domestic flight
Aerobridge Charges		
<b>Cute Counter Charges / CUSS / BRS / Common Infrastructure Charges</b>	Rate Per Departing Flight	
Domestic		
International		
<b>Extension of Service Hours (Airport) [Watch Hours]</b>	Rate (In INR) Per Hour Per Aircraft	
Domestic		
International		
Others Charges		

**2019-2020**

Standardization of Tariff Card for Airport Operator		
<b>Fuel Throughput Charges</b>	Rate Per Kilo Litre	
Fuel Throughput Charges		



-29-

Standardization of Tariff Card for Airport Operator		
<b>Passenger Service Fee (PSF) - Facilitation / User Development Fee (UDF)</b>	Rate per embarking passenger	
Domestic Passenger		
International Passenger		
<b>Note:</b>		
<b>Aerobridge Charges (Passenger Boarding Bridges)</b>	Rate Per International flight	Rate Per Domestic flight
Aerobridge Charges		
<b>Cute Counter Charges / CUSS / BRS / Common Infrastructure Charges</b>	Rate Per Departing Flight	
Domestic		
International		
<b>Extension of Service Hours (Airport) [Watch Hours]</b>	Rate (In INR) Per Hour Per Aircraft	
Domestic		
International		
Others Charges		

**2020-2021**

Standardization of Tariff Card for Airport Operator	
<b>Fuel Throughput Charges</b>	Rate Per Kilo Litre
Fuel Throughput Charges	
<b>Passenger Service Fee (PSF) - Facilitation / User Development Fee (UDF)</b>	Rate per embarking passenger
Domestic Passenger	



- 87 -

Standardization of Tariff Card for Airport Operator		
International Passenger		
<b>Note:</b>		
<b>Aerobridge Charges (Passenger Boarding Bridges)</b>	Rate Per International flight	Rate Per Domestic flight
Aerobridge Charges		
<b>Cute Counter Charges / CUSS / BRS / Common Infrastructure Charges</b>	Rate Per Departing Flight	
Domestic		
International		
<b>Extension of Service Hours (Airport) [Watch Hours]</b>	Rate (In INR) Per Hour Per Aircraft	
Domestic		
International		
Others Charges		

**2016-2017**

Standardization of Tariff Card for Airport Operator		
<b>Fuel Throughput Charges</b>	Rate Per Kilo Litre	
Fuel Throughput Charges	0.00	
<b>Passenger Service Fee (PSF) - Facilitation / User Development Fee (UDF)</b>	Rate per embarking passenger	
Domestic Passenger	0.00	
International Passenger	0.00	
<b>Note:</b>		
<b>Aerobridge Charges (Passenger Boarding Bridges)</b>	Rate Per International flight	Rate Per Domestic flight

-69-



Standardization of Tariff Card for Airport Operator		
Aerobridge Charges	0.00	0.00
<b>Cute Counter Charges / CUSS / BRS / Common Infrastructure Charges</b>	Rate Per Departing Flight	
Domestic	0.00	
International	0.00	
<b>Extension of Service Hours (Airport) [Watch Hours]</b>	Rate (In INR) Per Hour Per Aircraft	
Domestic	0.00	
International	0.00	
Others Charges	0.00	

-40-



**Schedule**

This schedule contains the various specified forms that relate to specific clause(s) of the guidelines or section(s) of the appendix as the case may be

Form A: (ref Section A1 1 of Appendix 1)

**BEFORE THE AIRPORTS ECONOMIC REGULARITY AUTHORITY OF INDIA**

**AT NEW DELHI**

**SUBMISSION OF MULTI YEAR TARIFF PROPOSAL FOR AND ON BEHALF OF**

M/s

I, Sanjay Savant aged 48 resident of E-9, Connaught House, Connaught Place acting in my official capacity as ISP in M/s Globe Ground India Pvt. Limited having its registered office at E-9, Connaught House, Connaught Place do hereby state and affirm as under that:

1. That I am authorized to act for and on behalf of M/s Globe Ground India Pvt. Limited in the matter of making submission before the Airports Economic Regulatory Authority of India, New Delhi ('the Authority')
2. I am competent to make this submission before the authority
3. I am making the submission in any official capacity and the facts stated herein are based on official records
4. The contents of this submission which include inter alia (i) Business Plan (ii) Information Relating to the Regulatory Building Blocks (iii) Competition Assessment (iv) Historical and Forecasted Volumes and (v) Historical Revenues are correct and true to my knowledge and belief and nothing material has been concealed there from

Sd/

Place

Date: 12-09-2016



171



**Form F12(a): Historical and Projected Passenger Traffic (Only for AO)**

Financial Year	2005-2006	2006-2007	2007-2008	2008-2009	2009-2010	2010-2011	2011-2012	2012-2013	2013-2014	2014-2015	2015-2016	2016-2017	2017-2018	2018-2019	2019-2020	2020-2021	2021-2022	2022-2023
Domestic Scheduled Embarking	0.00	0.00	0.00	0.00	0.00	0.00	0.00	0.00	0.00	0.00	0.00	0.00	0.00	0.00	0.00	0.00	0.00	0.00
Domestic Scheduled Disembarking	0.00	0.00	0.00	0.00	0.00	0.00	0.00	0.00	0.00	0.00	0.00	0.00	0.00	0.00	0.00	0.00	0.00	0.00
Domestic Nonscheduled Embarking	0.00	0.00	0.00	0.00	0.00	0.00	0.00	0.00	0.00	0.00	0.00	0.00	0.00	0.00	0.00	0.00	0.00	0.00
Domestic Nonscheduled Disembarking	0.00	0.00	0.00	0.00	0.00	0.00	0.00	0.00	0.00	0.00	0.00	0.00	0.00	0.00	0.00	0.00	0.00	0.00
Domestic Total	0.00	0.00	0.00	0.00	0.00	0.00	0.00	0.00	0.00	0.00	0.00	0.00	0.00	0.00	0.00	0.00	0.00	0.00
International Scheduled Embarking	0.00	0.00	0.00	0.00	0.00	0.00	0.00	0.00	0.00	0.00	0.00	0.00	0.00	0.00	0.00	0.00	0.00	0.00
International Scheduled Disembarking	0.00	0.00	0.00	0.00	0.00	0.00	0.00	0.00	0.00	0.00	0.00	0.00	0.00	0.00	0.00	0.00	0.00	0.00
International Nonscheduled Embarking	0.00	0.00	0.00	0.00	0.00	0.00	0.00	0.00	0.00	0.00	0.00	0.00	0.00	0.00	0.00	0.00	0.00	0.00

-2-



Financial Year	2005-2006	2006-2007	2007-2008	2008-2009	2009-2010	2010-2011	2011-2012	2012-2013	2013-2014	2014-2015	2015-2016	2016-2017	2017-2018	2018-2019	2019-2020	2020-2021	2021-2022	2022-2023
International Nonscheduled Disembarking	0.00	0.00	0.00	0.00	0.00	0.00	0.00	0.00	0.00	0.00	0.00	0.00	0.00	0.00	0.00	0.00	0.00	0.00
International Total	0.00	0.00	0.00	0.00	0.00	0.00	0.00	0.00	0.00	0.00	0.00	0.00	0.00	0.00	0.00	0.00	0.00	0.00
Total Passengers	0.00	0.00	0.00	0.00	0.00	0.00	0.00	0.00	0.00	0.00	0.00	0.00	0.00	0.00	0.00	0.00	0.00	0.00
Percentage From Central Forecast	2.00	2.00	2.00	2.00	2.00	2.00	2.00	2.00	2.00	2.00	2.00	2.00	2.00	2.00	2.00	2.00	2.00	2.00
Upper Bound	0.00	0.00	0.00	0.00	0.00	0.00	0.00	0.00	0.00	0.00	0.00	0.00	0.00	0.00	0.00	0.00	0.00	0.00
Lower Bound	0.00	0.00	0.00	0.00	0.00	0.00	0.00	0.00	0.00	0.00	0.00	0.00	0.00	0.00	0.00	0.00	0.00	0.00


-43-



**Form F12 (a) - Historical and Projected Cargo Volumes in tonnes (Only for ISP)**

Financial Year	2005-2006	2006-2007	2007-2008	2008-2009	2009-2010	2010-2011	2011-2012	2012-2013	2013-2014	2014-2015	2015-2016	2016-2017	2017-2018	2018-2019	2019-2020	2020-2021	2021-2022	2022-2023
Domestic Loaded General	0.00	0.00	0.00	0.00	0.00	0.00	0.00	0.00	0.00	0.00	0.00	0.00	0.00	0.00	0.00	0.00	0.00	0.00
Domestic Loaded Perishable	0.00	0.00	0.00	0.00	0.00	0.00	0.00	0.00	0.00	0.00	0.00	0.00	0.00	0.00	0.00	0.00	0.00	0.00
Domestic Loaded Valuable	0.00	0.00	0.00	0.00	0.00	0.00	0.00	0.00	0.00	0.00	0.00	0.00	0.00	0.00	0.00	0.00	0.00	0.00
Domestic Loaded Other	0.00	0.00	0.00	0.00	0.00	0.00	0.00	0.00	0.00	0.00	0.00	0.00	0.00	0.00	0.00	0.00	0.00	0.00
Domestic Loaded Total	0.00	0.00	0.00	0.00	0.00	0.00	0.00	0.00	0.00	0.00	0.00	0.00	0.00	0.00	0.00	0.00	0.00	0.00
Domestic Unloaded General	0.00	0.00	0.00	0.00	0.00	0.00	0.00	0.00	0.00	0.00	0.00	0.00	0.00	0.00	0.00	0.00	0.00	0.00
Domestic Unloaded Perishable	0.00	0.00	0.00	0.00	0.00	0.00	0.00	0.00	0.00	0.00	0.00	0.00	0.00	0.00	0.00	0.00	0.00	0.00
Domestic Unloaded Other	0.00	0.00	0.00	0.00	0.00	0.00	0.00	0.00	0.00	0.00	0.00	0.00	0.00	0.00	0.00	0.00	0.00	0.00
Domestic Unloaded Total	0.00	0.00	0.00	0.00	0.00	0.00	0.00	0.00	0.00	0.00	0.00	0.00	0.00	0.00	0.00	0.00	0.00	0.00
Domestic Unloaded Valuable	0.00	0.00	0.00	0.00	0.00	0.00	0.00	0.00	0.00	0.00	0.00	0.00	0.00	0.00	0.00	0.00	0.00	0.00

-14-



Financial Year	2005-2006	2006-2007	2007-2008	2008-2009	2009-2010	2010-2011	2011-2012	2012-2013	2013-2014	2014-2015	2015-2016	2016-2017	2017-2018	2018-2019	2019-2020	2020-2021	2021-2022	2022-2023
International Loaded General	0.00	0.00	0.00	0.00	0.00	0.00	0.00	0.00	0.00	0.00	0.00	0.00	0.00	0.00	0.00	0.00	0.00	0.00
International Loaded Perishable	0.00	0.00	0.00	0.00	0.00	0.00	0.00	0.00	0.00	0.00	0.00	0.00	0.00	0.00	0.00	0.00	0.00	0.00
International Loaded Valuable	0.00	0.00	0.00	0.00	0.00	0.00	0.00	0.00	0.00	0.00	0.00	0.00	0.00	0.00	0.00	0.00	0.00	0.00
International Loaded Other	0.00	0.00	0.00	0.00	0.00	0.00	0.00	0.00	0.00	0.00	0.00	0.00	0.00	0.00	0.00	0.00	0.00	0.00
International Loaded Total	0.00	0.00	0.00	0.00	0.00	0.00	0.00	0.00	0.00	0.00	0.00	0.00	0.00	0.00	0.00	0.00	0.00	0.00
International Unloaded General	0.00	0.00	0.00	0.00	0.00	0.00	0.00	0.00	0.00	0.00	0.00	0.00	0.00	0.00	0.00	0.00	0.00	0.00
International Unloaded Perishable	0.00	0.00	0.00	0.00	0.00	0.00	0.00	0.00	0.00	0.00	0.00	0.00	0.00	0.00	0.00	0.00	0.00	0.00
International Unloaded Valuable	0.00	0.00	0.00	0.00	0.00	0.00	0.00	0.00	0.00	0.00	0.00	0.00	0.00	0.00	0.00	0.00	0.00	0.00
International	0.00	0.00	0.00	0.00	0.00	0.00	0.00	0.00	0.00	0.00	0.00	0.00	0.00	0.00	0.00	0.00	0.00	0.00

-75-



Financial Year	2005-2006	2006-2007	2007-2008	2008-2009	2009-2010	2010-2011	2011-2012	2012-2013	2013-2014	2014-2015	2015-2016	2016-2017	2017-2018	2018-2019	2019-2020	2020-2021	2021-2022	2022-2023
Domestic Unloaded Other																		
International Unloaded Total	0.00	0.00	0.00	0.00	0.00	0.00	0.00	0.00	0.00	0.00	0.00	0.00	0.00	0.00	0.00	0.00	0.00	0.00
Forecast Error Correction Band Optimistic	0.00	0.00	0.00	0.00	0.00	0.00	0.00	0.00	0.00	0.00	0.00	0.00	0.00	0.00	0.00	0.00	0.00	0.00
Forecast Error Correction Band	0.00	0.00	0.00	0.00	0.00	0.00	0.00	0.00	0.00	0.00	0.00	0.00	0.00	0.00	0.00	0.00	0.00	0.00
Forecast Error Correction Band Conservative	0.00	0.00	0.00	0.00	0.00	0.00	0.00	0.00	0.00	0.00	0.00	0.00	0.00	0.00	0.00	0.00	0.00	0.00

-97-



**Form F12(b): Forecasted Passenger Traffic (Only for AO)**

Financial Year	2010-2011	2011-2012	2012-2013	2013-2014	2014-2015	2015-2016	2016-2017	2017-2018	2018-2019	2019-2020	2020-2021	2021-2022	2022-2023
Domestic Embarking Optimistic	0.00	0.00	0.00	0.00	0.00	0.00	0.00	0.00	0.00	0.00	0.00	0.00	0.00
Domestic Embarking Mostlikely	0.00	0.00	0.00	0.00	0.00	0.00	0.00	0.00	0.00	0.00	0.00	0.00	0.00
Domestic Embarking Conservative	0.00	0.00	0.00	0.00	0.00	0.00	0.00	0.00	0.00	0.00	0.00	0.00	0.00
Domestic Disembarking Optimistic	0.00	0.00	0.00	0.00	0.00	0.00	0.00	0.00	0.00	0.00	0.00	0.00	0.00
Domestic Disembarking Mostlikely	0.00	0.00	0.00	0.00	0.00	0.00	0.00	0.00	0.00	0.00	0.00	0.00	0.00
Domestic Disembarking Conservative	0.00	0.00	0.00	0.00	0.00	0.00	0.00	0.00	0.00	0.00	0.00	0.00	0.00
Domestic Total Optimistic	0.00	0.00	0.00	0.00	0.00	0.00	0.00	0.00	0.00	0.00	0.00	0.00	0.00
Domestic Total Mostlikely	0.00	0.00	0.00	0.00	0.00	0.00	0.00	0.00	0.00	0.00	0.00	0.00	0.00
Domestic Total Conservative	0.00	0.00	0.00	0.00	0.00	0.00	0.00	0.00	0.00	0.00	0.00	0.00	0.00
International Embarking Optimistic	0.00	0.00	0.00	0.00	0.00	0.00	0.00	0.00	0.00	0.00	0.00	0.00	0.00



171

Financial Year	2010-2011	2011-2012	2012-2013	2013-2014	2014-2015	2015-2016	2016-2017	2017-2018	2018-2019	2019-2020	2020-2021	2021-2022	2022-2023
International Embarking Mostlikely	0.00	0.00	0.00	0.00	0.00	0.00	0.00	0.00	0.00	0.00	0.00	0.00	0.00
International Embarking Conservative	0.00	0.00	0.00	0.00	0.00	0.00	0.00	0.00	0.00	0.00	0.00	0.00	0.00
International Disembarking Optimistic	0.00	0.00	0.00	0.00	0.00	0.00	0.00	0.00	0.00	0.00	0.00	0.00	0.00
International Disembarking Mostlikely	0.00	0.00	0.00	0.00	0.00	0.00	0.00	0.00	0.00	0.00	0.00	0.00	0.00
International Disembarking Conservative	0.00	0.00	0.00	0.00	0.00	0.00	0.00	0.00	0.00	0.00	0.00	0.00	0.00
International Total Optimistic	0.00	0.00	0.00	0.00	0.00	0.00	0.00	0.00	0.00	0.00	0.00	0.00	0.00
International Total Mostlikely	0.00	0.00	0.00	0.00	0.00	0.00	0.00	0.00	0.00	0.00	0.00	0.00	0.00
International Total Conservative	0.00	0.00	0.00	0.00	0.00	0.00	0.00	0.00	0.00	0.00	0.00	0.00	0.00

-18-



**Form F12 (b) -Historical Aircraft Movement (Only for ISP)**

Financial Year	2011-2012	2012-2013	2013-2014	2014-2015	2015-2016	2016-2017	2017-2018	2018-2019	2019-2020	2020-2021	2021-2022
Domestic Landing	22637.00	13298.00	14102.00	12607.00	16278.00	0.00	0.00	0.00	0.00	0.00	0.00
International Landing	2957.00	2673.00	3182.00	3307.00	3946.00	0.00	0.00	0.00	0.00	0.00	0.00
Forecast Error Correction Band Optimistic	26105.88	16290.42	17629.68	16232.28	20628.48	0.00	0.00	0.00	0.00	0.00	0.00
Forecast Error Correction Band	25594.00	15971.00	17284.00	15914.00	20224.00	0.00	0.00	0.00	0.00	0.00	0.00
Forecast Error Correction Band Conservative	25082.12	15651.58	16938.32	15595.72	19819.52	0.00	0.00	0.00	0.00	0.00	0.00

-67-





**Form F12(c): Historical and Projected ATM Traffic (Only for AO)**

Financial Year	2005-2006	2006-2007	2007-2008	2008-2009	2009-2010	2010-2011	2011-2012	2012-2013	2013-2014	2014-2015	2015-2016	2016-2017	2017-2018	2018-2019	2019-2020	2020-2021	2021-2022	2022-2023
Domestic Scheduled	0.00	0.00	0.00	0.00	0.00	0.00	0.00	0.00	0.00	0.00	0.00	0.00	0.00	0.00	0.00	0.00	0.00	0.00
Domestic Nonscheduled	0.00	0.00	0.00	0.00	0.00	0.00	0.00	0.00	0.00	0.00	0.00	0.00	0.00	0.00	0.00	0.00	0.00	0.00
International Scheduled	0.00	0.00	0.00	0.00	0.00	0.00	0.00	0.00	0.00	0.00	0.00	0.00	0.00	0.00	0.00	0.00	0.00	0.00
International Nonscheduled	0.00	0.00	0.00	0.00	0.00	0.00	0.00	0.00	0.00	0.00	0.00	0.00	0.00	0.00	0.00	0.00	0.00	0.00
Total Scheduled	0.00	0.00	0.00	0.00	0.00	0.00	0.00	0.00	0.00	0.00	0.00	0.00	0.00	0.00	0.00	0.00	0.00	0.00
Total Nonscheduled	0.00	0.00	0.00	0.00	0.00	0.00	0.00	0.00	0.00	0.00	0.00	0.00	0.00	0.00	0.00	0.00	0.00	0.00
Total ATM Traffic																		

- 80 -



**Form F12 (c) -Projected Aircraft Movement (Only for ISP)**

Financial Year	2005-2006	2006-2007	2007-2008	2008-2009	2009-2010	2010-2011	2011-2012	2012-2013	2013-2014	2014-2015	2015-2016	2016-2017	2017-2018	2018-2019	2019-2020	2020-2021	2021-2022	2022-2023
Domestic Landing Optimistic	0.00	0.00	0.00	0.00	0.00	0.00	16936.08	17274.72	17619.48	17972.40	18331.44	18698.64	19071.96	19453.44	19843.08	20239.86	20644.80	0.00
Domestic Landing Mostlikely	0.00	0.00	0.00	0.00	0.00	0.00	16604.00	16936.00	17274.00	17620.00	17972.00	18332.00	18698.00	19072.00	19454.00	19843.00	20240.00	0.00
Domestic Landing Conservative	0.00	0.00	0.00	0.00	0.00	0.00	16271.92	16597.28	16928.52	17267.60	17612.56	17965.36	18324.04	18690.56	19064.92	19446.14	19835.20	0.00
Domestic Landing Total	0.00	0.00	0.00	0.00	0.00	0.00	16604.00	16936.00	17274.00	17620.00	17972.00	18332.00	18698.00	19072.00	19454.00	19843.00	20240.00	0.00
International Landing Optimistic	0.00	0.00	0.00	0.00	0.00	0.00	4105.50	4187.10	4271.76	4356.42	4444.14	4532.88	4623.66	4715.46	4810.32	4906.20	5004.12	0.00
International Landing Conservative	0.00	0.00	0.00	0.00	0.00	0.00	3944.50	4022.90	4104.24	4185.58	4269.86	4355.12	4442.34	4530.54	4621.68	4713.80	4807.88	0.00
International Landing Total	0.00	0.00	0.00	0.00	0.00	0.00	4025.00	4105.00	4188.00	4271.00	4357.00	4444.00	4533.00	4623.00	4716.00	4810.00	4906.00	0.00
Forecast Error Correction Band Optimistic	0.00	0.00	0.00	0.00	0.00	0.00	21041.58	21461.82	21891.24	22328.82	22775.58	23231.52	23695.62	24168.90	24653.40	25146.06	25648.92	0.00

81



Financial Year	2005-2006	2006-2007	2007-2008	2008-2009	2009-2010	2010-2011	2011-2012	2012-2013	2013-2014	2014-2015	2015-2016	2016-2017	2017-2018	2018-2019	2019-2020	2020-2021	2021-2022	2022-2023
Forecast Error Correction Band	0.00	0.00	0.00	0.00	0.00	0.00	20629.00	21041.00	21462.00	21891.00	22329.00	22776.00	23231.00	23695.00	24170.00	24653.00	25146.00	0.00
Forecast Error Correction Band Conservative	0.00	0.00	0.00	0.00	0.00	0.00	20216.42	20620.18	21032.76	21453.18	21882.42	22320.48	22766.38	23221.10	23686.60	24159.94	24643.08	0.00

-82-



**Form F12(d): Historical and Projected Cargo Volumes in tonnes (Only for AO)**

Financial Year	2005-2006	2006-2007	2007-2008	2008-2009	2009-2010	2010-2011	2011-2012	2012-2013	2013-2014	2014-2015	2015-2016	2016-2017	2017-2018	2018-2019	2019-2020	2020-2021	2021-2022	2022-2023
Domestic Loaded General	0.00	0.00	0.00	0.00	0.00	0.00	0.00	0.00	0.00	0.00	0.00	0.00	0.00	0.00	0.00	0.00	0.00	0.00
Domestic Loaded Perishable	0.00	0.00	0.00	0.00	0.00	0.00	0.00	0.00	0.00	0.00	0.00	0.00	0.00	0.00	0.00	0.00	0.00	0.00
Domestic Loaded Valuable	0.00	0.00	0.00	0.00	0.00	0.00	0.00	0.00	0.00	0.00	0.00	0.00	0.00	0.00	0.00	0.00	0.00	0.00
Domestic Loaded Other	0.00	0.00	0.00	0.00	0.00	0.00	0.00	0.00	0.00	0.00	0.00	0.00	0.00	0.00	0.00	0.00	0.00	0.00
Domestic Loaded Total	0.00	0.00	0.00	0.00	0.00	0.00	0.00	0.00	0.00	0.00	0.00	0.00	0.00	0.00	0.00	0.00	0.00	0.00
Domestic Unloaded General	0.00	0.00	0.00	0.00	0.00	0.00	0.00	0.00	0.00	0.00	0.00	0.00	0.00	0.00	0.00	0.00	0.00	0.00
Domestic Unloaded Perishable	0.00	0.00	0.00	0.00	0.00	0.00	0.00	0.00	0.00	0.00	0.00	0.00	0.00	0.00	0.00	0.00	0.00	0.00
Domestic Unloaded Valuable	0.00	0.00	0.00	0.00	0.00	0.00	0.00	0.00	0.00	0.00	0.00	0.00	0.00	0.00	0.00	0.00	0.00	0.00
Domestic Unloaded Other	0.00	0.00	0.00	0.00	0.00	0.00	0.00	0.00	0.00	0.00	0.00	0.00	0.00	0.00	0.00	0.00	0.00	0.00
Domestic Unloaded Total	0.00	0.00	0.00	0.00	0.00	0.00	0.00	0.00	0.00	0.00	0.00	0.00	0.00	0.00	0.00	0.00	0.00	0.00

83-



Financial Year	2005-2006	2006-2007	2007-2008	2008-2009	2009-2010	2010-2011	2011-2012	2012-2013	2013-2014	2014-2015	2015-2016	2016-2017	2017-2018	2018-2019	2019-2020	2020-2021	2021-2022	2022-2023
International Loaded General	0.00	0.00	0.00	0.00	0.00	0.00	0.00	0.00	0.00	0.00	0.00	0.00	0.00	0.00	0.00	0.00	0.00	0.00
International Loaded Perishable	0.00	0.00	0.00	0.00	0.00	0.00	0.00	0.00	0.00	0.00	0.00	0.00	0.00	0.00	0.00	0.00	0.00	0.00
International Loaded Valuable	0.00	0.00	0.00	0.00	0.00	0.00	0.00	0.00	0.00	0.00	0.00	0.00	0.00	0.00	0.00	0.00	0.00	0.00
International Loaded Other	0.00	0.00	0.00	0.00	0.00	0.00	0.00	0.00	0.00	0.00	0.00	0.00	0.00	0.00	0.00	0.00	0.00	0.00
International Loaded Total	0.00	0.00	0.00	0.00	0.00	0.00	0.00	0.00	0.00	0.00	0.00	0.00	0.00	0.00	0.00	0.00	0.00	0.00
International Unloaded General	0.00	0.00	0.00	0.00	0.00	0.00	0.00	0.00	0.00	0.00	0.00	0.00	0.00	0.00	0.00	0.00	0.00	0.00
International Unloaded Perishable	0.00	0.00	0.00	0.00	0.00	0.00	0.00	0.00	0.00	0.00	0.00	0.00	0.00	0.00	0.00	0.00	0.00	0.00
International Unloaded Valuable	0.00	0.00	0.00	0.00	0.00	0.00	0.00	0.00	0.00	0.00	0.00	0.00	0.00	0.00	0.00	0.00	0.00	0.00
International	0.00	0.00	0.00	0.00	0.00	0.00	0.00	0.00	0.00	0.00	0.00	0.00	0.00	0.00	0.00	0.00	0.00	0.00

-84-

SS



Financial Year	2005-2006	2006-2007	2007-2008	2008-2009	2009-2010	2010-2011	2011-2012	2012-2013	2013-2014	2014-2015	2015-2016	2016-2017	2017-2018	2018-2019	2019-2020	2020-2021	2021-2022	2022-2023
Domestic Unloaded Others																		
International Unloaded Total	0.00	0.00	0.00	0.00	0.00	0.00	0.00	0.00	0.00	0.00	0.00	0.00	0.00	0.00	0.00	0.00	0.00	0.00
Forecast Error Correction Band Optimistic	0.00	0.00	0.00	0.00	0.00	0.00	0.00	0.00	0.00	0.00	0.00	0.00	0.00	0.00	0.00	0.00	0.00	0.00
Forecast Error Correction Band	0.00	0.00	0.00	0.00	0.00	0.00	0.00	0.00	0.00	0.00	0.00	0.00	0.00	0.00	0.00	0.00	0.00	0.00
Forecast Error Correction Band Conservative	0.00	0.00	0.00	0.00	0.00	0.00	0.00	0.00	0.00	0.00	0.00	0.00	0.00	0.00	0.00	0.00	0.00	0.00

- 85 -



**Form F12 (d) - Historical and Projected Fuel Throughput in kilolitres (Only for ISP)**

Financial Year	2005-2006	2006-2007	2007-2008	2008-2009	2009-2010	2010-2011	2011-2012	2012-2013	2013-2014	2014-2015	2015-2016	2016-2017	2017-2018	2018-2019	2019-2020	2020-2021	2021-2022	2022-2023
Reliance	0.00	0.00	0.00	0.00	0.00	0.00	0.00	0.00	0.00	0.00	0.00	0.00	0.00	0.00	0.00	0.00	0.00	0.00
IOCL	0.00	0.00	0.00	0.00	0.00	0.00	0.00	0.00	0.00	0.00	0.00	0.00	0.00	0.00	0.00	0.00	0.00	0.00
BPCL	0.00	0.00	0.00	0.00	0.00	0.00	0.00	0.00	0.00	0.00	0.00	0.00	0.00	0.00	0.00	0.00	0.00	0.00
HPCL	0.00	0.00	0.00	0.00	0.00	0.00	0.00	0.00	0.00	0.00	0.00	0.00	0.00	0.00	0.00	0.00	0.00	0.00
Domestic Flights	0.00	0.00	0.00	0.00	0.00	0.00	0.00	0.00	0.00	0.00	0.00	0.00	0.00	0.00	0.00	0.00	0.00	0.00
International Flights	0.00	0.00	0.00	0.00	0.00	0.00	0.00	0.00	0.00	0.00	0.00	0.00	0.00	0.00	0.00	0.00	0.00	0.00
Forecast Error Correction Band Optimistic	0.00	0.00	0.00	0.00	0.00	0.00	0.00	0.00	0.00	0.00	0.00	0.00	0.00	0.00	0.00	0.00	0.00	0.00
Forecast Error Correction Band	0.00	0.00	0.00	0.00	0.00	0.00	0.00	0.00	0.00	0.00	0.00	0.00	0.00	0.00	0.00	0.00	0.00	0.00
Forecast Error Correction Band Conservative	0.00	0.00	0.00	0.00	0.00	0.00	0.00	0.00	0.00	0.00	0.00	0.00	0.00	0.00	0.00	0.00	0.00	0.00

-28-



**Form F12(e): Historical and Projected ATM Traffic by Aircraft Type and Aircraft Weight**

Financial Year	2014-2015	2015-2016	2016-2017	2017-2018	2018-2019	2019-2020	2020-2021
Type 1	0.00	0.00	0.00	0.00	0.00	0.00	0.00
Type 1	0.00	0.00	0.00	0.00	0.00	0.00	0.00
Type 3	0.00	0.00	0.00	0.00	0.00	0.00	0.00
Type 4	0.00	0.00	0.00	0.00	0.00	0.00	0.00
Other Type 1	0.00	0.00	0.00	0.00	0.00	0.00	0.00
Other Type 2	0.00	0.00	0.00	0.00	0.00	0.00	0.00
Other Type 3	0.00	0.00	0.00	0.00	0.00	0.00	0.00
Other Type 4	0.00	0.00	0.00	0.00	0.00	0.00	0.00
Other Type 5	0.00	0.00	0.00	0.00	0.00	0.00	0.00
Total Aircraft Type Traffic	0.00	0.00	0.00	0.00	0.00	0.00	0.00
Weight Category 1	0.00	0.00	0.00	0.00	0.00	0.00	0.00
Weight Category 2	0.00	0.00	0.00	0.00	0.00	0.00	0.00
Weight Category 3	0.00	0.00	0.00	0.00	0.00	0.00	0.00
Other Weight 1	0.00	0.00	0.00	0.00	0.00	0.00	0.00
Other Weight 2	0.00	0.00	0.00	0.00	0.00	0.00	0.00
Other Weight 3	0.00	0.00	0.00	0.00	0.00	0.00	0.00
Other Weight 4	0.00	0.00	0.00	0.00	0.00	0.00	0.00
Other Weight 5	0.00	0.00	0.00	0.00	0.00	0.00	0.00
Total Aircraft Weight Traffic	0.00	0.00	0.00	0.00	0.00	0.00	0.00

- 87 -





**Form F12(f): Historical and Projected Average Passenger per ATM**

Financial Year	2014-2015	2015-2016	2016-2017	2017-2018	2018-2019	2019-2020	2020-2021
Aircraft Type 1	NA	NA	NA	NA	NA	NA	NA
Aircraft Type 2	NA	NA	NA	NA	NA	NA	NA
Aircraft Type 3	NA	NA	NA	NA	NA	NA	NA
Aircraft Type 4	NA	NA	NA	NA	NA	NA	NA

-88-



**Form F12(g): Historical and Projected Fuel Throughput in kilolitres**

Financial Year	2014-2015	2015-2016	2016-2017	2017-2018	2018-2019	2019-2020	2020-2021
Reliance	0.00	0.00	0.00	0.00	0.00	0.00	0.00
IOCL	0.00	0.00	0.00	0.00	0.00	0.00	0.00
BPCL	0.00	0.00	0.00	0.00	0.00	0.00	0.00
HPCL	0.00	0.00	0.00	0.00	0.00	0.00	0.00
Other 1	0.00	0.00	0.00	0.00	0.00	0.00	0.00
Other 2	0.00	0.00	0.00	0.00	0.00	0.00	0.00
Domestic Flight	0.00	0.00	0.00	0.00	0.00	0.00	0.00
International Flight	0.00	0.00	0.00	0.00	0.00	0.00	0.00
Total	0.00	0.00	0.00	0.00	0.00	0.00	0.00

-89-





**Form F11(a): Details of Employees Staff Strength**

Financial Year	2014-2015	2015-2016	2016-2017	2017-2018	2018-2019	2019-2020	2020-2021
APD	0.00	0.00	0.00	0.00	0.00	0.00	0.00
ATC/ Operations	0.00	0.00	0.00	0.00	0.00	0.00	0.00
CNS	0.00	0.00	0.00	0.00	0.00	0.00	0.00
Human Resource	6.00	6.00	6.00	6.00	6.00	6.00	6.00
Official Language	0.00	0.00	0.00	0.00	0.00	0.00	0.00
Finance	14.00	14.00	14.00	14.00	14.00	14.00	14.00
Terminal Management	0.00	0.00	0.00	0.00	0.00	0.00	0.00
Housekeeping							
Engineering	0.00	0.00	0.00	0.00	0.00	0.00	0.00
Commercial	0.00	0.00	0.00	0.00	0.00	0.00	0.00
Land Management	0.00	0.00	0.00	0.00	0.00	0.00	0.00
Security	0.00	0.00	0.00	0.00	0.00	0.00	0.00
Mt Workshop	0.00	0.00	0.00	0.00	0.00	0.00	0.00
Fire	0.00	0.00	0.00	0.00	0.00	0.00	0.00
Medical	0.00	0.00	0.00	0.00	0.00	0.00	0.00
Cargo	0.00	0.00	0.00	0.00	0.00	0.00	0.00
Other 1	852.00	1066.00	1066.00	1066.00	1066.00	1066.00	1066.00
Other 2	1.00	0.00	0.00	0.00	0.00	0.00	0.00
Other 3	0.00	0.00	0.00	0.00	0.00	0.00	0.00
Other 4	0.00	0.00	0.00	0.00	0.00	0.00	0.00
Total Full Time Employees	873.00	1086.00	1086.00	1086.00	1086.00	1086.00	1086.00
Other 5	0.00	0.00	0.00	0.00	0.00	0.00	0.00
Other 6	0.00	0.00	0.00	0.00	0.00	0.00	0.00
Department Wise Parttime Contractual Employee	0.00	0.00	0.00	0.00	0.00	0.00	0.00
Total Particulars	873.00	1086.00	1086.00	1086.00	1086.00	1086.00	1086.00


-06-



**Form F11(b): Payroll Related Expenditure and Provisions (Only for AO)**

Financial Year	2014-2015	2015-2016	2016-2017	2017-2018	2018-2019	2019-2020	2020-2021
Salary And Wages	0.00	0.00	0.00	0.00	0.00	0.00	0.00
Overtime	0.00	0.00	0.00	0.00	0.00	0.00	0.00
Staff Welfare Fund	0.00	0.00	0.00	0.00	0.00	0.00	0.00
Medical Expenses	0.00	0.00	0.00	0.00	0.00	0.00	0.00
Provident Fund Contribution	0.00	0.00	0.00	0.00	0.00	0.00	0.00
Other 1	0.00	0.00	0.00	0.00	0.00	0.00	0.00
Other 2	0.00	0.00	0.00	0.00	0.00	0.00	0.00
Other 3	0.00	0.00	0.00	0.00	0.00	0.00	0.00
Appointment Of Provisions Made At Chq	0.00	0.00	0.00	0.00	0.00	0.00	0.00
Total Staff Cost	0.00	0.00	0.00	0.00	0.00	0.00	0.00
Employee Expenses Capitalized	0.00	0.00	0.00	0.00	0.00	0.00	0.00
Net Employee Expenses	0.00	0.00	0.00	0.00	0.00	0.00	0.00

-9/-



**F11(b): Payroll Related Expenditure and Provisions (Only for ISP)**

Financial Year	2014-2015	2015-2016	2016-2017	2017-2018	2018-2019	2019-2020	2020-2021
Salary And Wages	237656314.00	291220362.00	320342398.00	352376638.00	387614302.00	426375732.00	469013305.00
Overtime	0.00	0.00	0.00	0.00	0.00	0.00	0.00
Other Staff Benefits	13223123.00	12105483.00	13316032.00	14647635.00	16112399.00	17723639.00	19496003.00
Medical Expenses	0.00	0.00	0.00	0.00	0.00	0.00	0.00
Provident Fund Expenses	12624655.00	17820486.00	19602535.00	21562789.00	23719068.00	26090975.00	28700073.00
Other 1	0.00	0.00	0.00	0.00	0.00	0.00	0.00
Other 2	0.00	0.00	0.00	0.00	0.00	0.00	0.00
Other 3	0.00	0.00	0.00	0.00	0.00	0.00	0.00
Grand Total	263504092.00	321146331.00	353260965.00	388587062.00	427445769.00	470190346.00	517209381.00
Employee Expenses Capitalised	0.00	0.00	0.00	0.00	0.00	0.00	0.00
Total Staff Cost	263504092.00	321146331.00	353260965.00	388587062.00	427445769.00	470190346.00	517209381.00

- 92 -



**Form F11(c): Admin & General Expenses**

Financial Year	2014-2015	2015-2016	2016-2017	2017-2018	2018-2019	2019-2020	2020-2021
Director Sitting Fees	0.00	0.00	0.00	0.00	0.00	0.00	0.00
Rent Rate Taxes	16434814.00	17295911.00	18506625.00	19802089.00	21188235.00	22671411.00	24258410.00
Municipal Taxes	0.00	0.00	0.00	0.00	0.00	0.00	0.00
Insurance	7963619.00	8045742.00	8448029.00	8870430.00	9313952.00	9779650.00	10268633.00
Advtg Publicity	1719621.00	2074513.00	2281964.00	2510160.00	2761176.00	3037294.00	3341023.00
Office Expenses	0.00	0.00	0.00	0.00	0.00	0.00	0.00
Telephone Charges	4975663.00	5147283.00	5662011.00	6228212.00	6851033.00	7536136.00	8289750.00
Printing And Stationery	1325232.00	1486295.00	1560610.00	1638641.00	1720573.00	1806602.00	1896932.00
Watch And Ward Expenses	0.00	0.00	0.00	0.00	0.00	0.00	0.00
Travelling Expenses	36542243.00	36765115.00	39706325.00	42882831.00	46313457.00	50018534.00	54020017.00
Other Administrative Charges 1	32500977.00	37143258.00	33756056.00	35933739.00	38293380.00	40850393.00	43621519.00
Other Administrative Charges 2	0.00	0.00	0.00	0.00	0.00	0.00	0.00
Legal Expenses	6025358.00	6484525.00	7132978.00	7846276.00	8630904.00	9493994.00	10443393.00
Audit Fees	125000.00	125000.00	125000.00	125000.00	125000.00	125000.00	125000.00
Other Legal Expense 1	0.00	0.00	0.00	0.00	0.00	0.00	0.00
Other Legal Expense 2	0.00	0.00	0.00	0.00	0.00	0.00	0.00
Fees Paid To Outsiders (consultancy / Advisory)	0.00	0.00	0.00	0.00	0.00	0.00	0.00
Conservancy Charges	0.00	0.00	0.00	0.00	0.00	0.00	0.00
Hire Charges Car Jeep	0.00	0.00	0.00	0.00	0.00	0.00	0.00
Other Consultancy Expense	0.00	0.00	0.00	0.00	0.00	0.00	0.00
Other 1	0.00	0.00	0.00	0.00	0.00	0.00	0.00
Other 2	0.00	0.00	0.00	0.00	0.00	0.00	0.00
Grand Total	107612527.00	114567642.00	117179598.00	125837378.00	135197710.00	145319014.00	156264677.00

-93-

88



Financial Year	2014-2015	2015-2016	2016-2017	2017-2018	2018-2019	2019-2020	2020-2021
Apportionment Of Admn. Expenses (Overhead Expenses Other Than Employees Related)	0.00	0.00	0.00	0.00	0.00	0.00	0.00
Administration And General Expenses Capitalized	0.00	0.00	0.00	0.00	0.00	0.00	0.00
Net Administration & General Expenses	107612527.00	114567642.00	117179598.00	125837378.00	135197710.00	145319014.00	156264677.00

-hb-





**Form F11(d): Repair & Maintenance Expenditure**

Financial Year	2014-2015	2015-2016	2016-2017	2017-2018	2018-2019	2019-2020	2020-2021
Civil	0.00	0.00	0.00	0.00	0.00	0.00	0.00
Electrical	0.00	0.00	0.00	0.00	0.00	0.00	0.00
Vehicles	0.00	0.00	0.00	0.00	0.00	0.00	0.00
Equipment And Furniture	17650747.00	17756548.00	18644376.00	19576595.00	20555425.00	21583196.00	22662356.00
Electronics	0.00	0.00	0.00	0.00	0.00	0.00	0.00
Other 1	5259906.00	7125815.00	7482106.00	7856211.00	8249022.00	8661473.00	9094547.00
Other 2	0.00	0.00	0.00	0.00	0.00	0.00	0.00
Other 3	0.00	0.00	0.00	0.00	0.00	0.00	0.00
Other 4	0.00	0.00	0.00	0.00	0.00	0.00	0.00
<b>Total (R &amp; M Exp.)</b>	<b>22910653.00</b>	<b>24882363.00</b>	<b>26126482.00</b>	<b>27432806.00</b>	<b>28804447.00</b>	<b>30244669.00</b>	<b>31756903.00</b>

-95-



**Form F11(e): Utilities & Outsourcing Expenses**

Financial Year	2014-2015	2015-2016	2016-2017	2017-2018	2018-2019	2019-2020	2020-2021
Electricity Unit Consumed	993357.00	9947473.00	1077270.00	1163452.00	1256528.00	1357050.00	1465614.00
Unit Cost	8.00	8.00	8.00	8.00	8.00	8.00	8.00
Power Charges	6622380.00	6649817.00	7181802.00	7756347.00	8376854.00	9047003.00	9770763.00
Water Charges	1324476.00	1329963.00	1436361.00	15521269.00	1675371.00	1809401.00	1954153.00
Airfield Service And Facilities	0.00	0.00	0.00	0.00	0.00	0.00	0.00
Terminals	0.00	0.00	0.00	0.00	0.00	0.00	0.00
Maintenance	0.00	0.00	0.00	0.00	0.00	0.00	0.00
Cleaning	0.00	0.00	0.00	0.00	0.00	0.00	0.00
Consumption Of Stores & Spares	0.00	0.00	0.00	0.00	0.00	0.00	0.00
Other 1	0.00	0.00	0.00	0.00	0.00	0.00	0.00
Grand Total (A)	7946856.00	7979780.00	8618163.00	23277616.00	10052225.00	10856404.00	11724916.00
Utilities And Outsourcing Expenses Capitalised (B)	0.00	0.00	0.00	0.00	0.00	0.00	0.00
Utilities And Outsourcing Expenses (A-B)	7946856.00	7979780.00	8618163.00	23277616.00	10052225.00	10856404.00	11724916.00

-96-



**Form F11(f): Other Outflows**

Financial Year	2014-2015	2015-2016	2016-2017	2017-2018	2018-2019	2019-2020	2020-2021
Landing Discount	0.00	0.00	0.00	0.00	0.00	0.00	0.00
Collection Charges On PSF(F)	0.00	0.00	0.00	0.00	0.00	0.00	0.00
Consumption Of Pol	0.00	0.00	0.00	0.00	0.00	0.00	0.00
Consumption Of Other Consumbales	0.00	0.00	0.00	0.00	0.00	0.00	0.00
Provision For Taxation	43301555.00	21542476.00	36515884.00	53575212.00	76924046.00	88954078.00	100622924.00
Licence Fee	0.00	0.00	0.00	0.00	0.00	0.00	0.00
Royalty	0.00	0.00	0.00	0.00	0.00	0.00	0.00
Revenue Share	0.00	0.00	0.00	0.00	0.00	0.00	0.00
Other 1	0.00	0.00	0.00	0.00	0.00	0.00	0.00
Other 2	0.00	0.00	0.00	0.00	0.00	0.00	0.00
Other 3	0.00	0.00	0.00	0.00	0.00	0.00	0.00
Grand Total	0.00	0.00	0.00	0.00	0.00	0.00	0.00

-97-



**Form F11(g): Current Assets and liabilities**

Financial Year	2014-2015	2015-2016	2016-2017	2017-2018	2018-2019	2019-2020	2020-2021
Sundry Debtors	123765848.00	147109595.00	162988859.00	237197170.00	341775392.00	400351549.00	447527647.00
Cash And Bank Balances	133638307.00	140320223.00	150142639.00	160652624.00	171898308.00	183931190.00	196806373.00
Inventories	0.00	0.00	0.00	0.00	0.00	0.00	0.00
Other Current Assets	7383169.00	7752328.00	8398635.00	9103128.00	9871301.00	10709184.00	11623393.00
Loans And Advances	144265503.00	158692053.00	196839442.00	244294835.00	325762751.00	435139147.00	582101196.00
Other 1	0.00	0.00	0.00	0.00	0.00	0.00	0.00
Total Assets Loans	409052827.00	453874199.00	518369575.00	651247757.00	849307752.00	1030131070.00	1238058609.00
Liabilities	49231322.00	51692888.00	54277532.00	56991409.00	59840979.00	62833028.00	65974679.00
Sundry Creditors	21999865.00	23759854.00	24947847.00	26195239.00	27505001.00	28880251.00	30324264.00
Liabilities Towards Suppliers	0.00	0.00	0.00	0.00	0.00	0.00	0.00
Provisions	14101873.00	14806967.00	15547316.00	16324682.00	17140917.00	17997963.00	18897861.00
Other 2	0.00	0.00	0.00	0.00	0.00	0.00	0.00
Total Liabilities Provisions	85333060.00	90259709.00	94772695.00	99511330.00	104486897.00	109711242.00	115196804.00
Net Current Assets	323719767.00	363614490.00	423596880.00	551736427.00	744820855.00	920419828.00	1122861805.00

-98-





**Form F13(a): Historical Tariff (S) & Revenue From Regulated Services**

Financial Year	2014-2015	2015-2016	2016-2017	2017-2018	2018-2019	2019-2020	2020-2021
Landing Charges Domestic	0.00	0.00	0.00	0.00	0.00	0.00	0.00
Landing Charges International	0.00	0.00	0.00	0.00	0.00	0.00	0.00
Total Landing Charges	0.00	0.00	0.00	0.00	0.00	0.00	0.00
Housing And Parking Charges	0.00	0.00	0.00	0.00	0.00	0.00	0.00
PSF(Facilitation)	0.00	0.00	0.00	0.00	0.00	0.00	0.00
UDF Domestic	0.00	0.00	0.00	0.00	0.00	0.00	0.00
UDF International	0.00	0.00	0.00	0.00	0.00	0.00	0.00
Total UDF	0.00	0.00	0.00	0.00	0.00	0.00	0.00
Throughput Charges	0.00	0.00	0.00	0.00	0.00	0.00	0.00
Ground Handling Charges	590180307.00	568796400.00	654115860.00	752233239.00	865068224.00	952364377.00	1048508545.00
Cute Charges	0.00	0.00	0.00	0.00	0.00	0.00	0.00
Cargo Revenue	0.00	0.00	0.00	0.00	0.00	0.00	0.00
Into Plane Services	0.00	0.00	0.00	0.00	0.00	0.00	0.00
Other 2	0.00	0.00	0.00	0.00	0.00	0.00	0.00
Total Revenue	590180307.00	568796400.00	654115860.00	752233239.00	865068224.00	952364377.00	1048508545.00

- 99 -



**Form F13(b): Historical & Projected Revenue From other than Regulated Services**

Financial Year	2014-2015	2015-2016	2016-2017	2017-2018	2018-2019	2019-2020	2020-2021
Restaurants Snacks Bar	0.00	0.00	0.00	0.00	0.00	0.00	0.00
Tr Stall	0.00	0.00	0.00	0.00	0.00	0.00	0.00
Hoarding Display	0.00	0.00	0.00	0.00	0.00	0.00	0.00
Other Trading Concessions 1	0.00	0.00	0.00	0.00	0.00	0.00	0.00
Other Trading Concessions 2	0.00	0.00	0.00	0.00	0.00	0.00	0.00
Other Trading Concessions 3	0.00	0.00	0.00	0.00	0.00	0.00	0.00
Land Leases	0.00	0.00	0.00	0.00	0.00	0.00	0.00
Residential Building	0.00	0.00	0.00	0.00	0.00	0.00	0.00
Non Residential Building	0.00	0.00	0.00	0.00	0.00	0.00	0.00
Other Rent And Services 1	0.00	0.00	0.00	0.00	0.00	0.00	0.00
Other Rent And Services 2	0.00	0.00	0.00	0.00	0.00	0.00	0.00
Other Rent And Services 3	0.00	0.00	0.00	0.00	0.00	0.00	0.00
Duty Free Shops	0.00	0.00	0.00	0.00	0.00	0.00	0.00
Car Rentals	0.00	0.00	0.00	0.00	0.00	0.00	0.00
Car Parking	0.00	0.00	0.00	0.00	0.00	0.00	0.00
Porterage	0.00	0.00	0.00	0.00	0.00	0.00	0.00
Admission Tickets	0.00	0.00	0.00	0.00	0.00	0.00	0.00
X Baggage Screening	0.00	0.00	0.00	0.00	0.00	0.00	0.00
Other Misc Income	0.00	0.00	0.00	0.00	0.00	0.00	0.00
Sale Of Scrap	0.00	0.00	0.00	0.00	0.00	0.00	0.00
Other Miscellaneous 1	9596918.00	12569635.00	13798117.00	15148023.00	16631424.00	18261595.00	20053135.00
Other Miscellaneous 2	0.00	0.00	0.00	0.00	0.00	0.00	0.00
Other Miscellaneous 3	0.00	0.00	0.00	0.00	0.00	0.00	0.00
Other Miscellaneous 4	0.00	0.00	0.00	0.00	0.00	0.00	0.00
Total Revenue Other	9596918.00	12569635.00	13798117.00	15148023.00	16631424.00	18261595.00	20053135.00

100

*[Handwritten Signature]*



Financial Year	2014-2015	2015-2016	2016-2017	2017-2018	2018-2019	2019-2020	2020-2021
Then Regulated Service							

-101-







**Form F7: Historical and Proposed Aggregate Revenue Requirement**

**LAND**

Financial Year	2015-2016	2016-2017	2017-2018	2018-2019	2019-2020	2020-2021
Original Cost Of Assets	0.00	0.00	0.00	0.00	0.00	0.00
Asset Code	0.00	0.00	0.00	0.00	0.00	0.00
ACCU. DEP.	0.00	0.00	0.00	0.00	0.00	0.00
NET Block	0.00	0.00	0.00	0.00	0.00	0.00

**RUNWAYS/TAXIWAY**

Financial Year	2015-2016	2016-2017	2017-2018	2018-2019	2019-2020	2020-2021
Original Cost Of Assets	0.00	0.00	0.00	0.00	0.00	0.00
Asset Code	0.00	0.00	0.00	0.00	0.00	0.00
ACCU. DEP.	0.00	0.00	0.00	0.00	0.00	0.00
NET Block	0.00	0.00	0.00	0.00	0.00	0.00

**APRON**

Financial Year	2015-2016	2016-2017	2017-2018	2018-2019	2019-2020	2020-2021
Original Cost Of Assets	0.00	0.00	0.00	0.00	0.00	0.00
Asset Code	0.00	0.00	0.00	0.00	0.00	0.00
ACCU. DEP.	0.00	0.00	0.00	0.00	0.00	0.00
NET Block	0.00	0.00	0.00	0.00	0.00	0.00

**ROADS BRIDGES**

Financial Year	2015-2016	2016-2017	2017-2018	2018-2019	2019-2020	2020-2021
Original Cost Of Assets	0.00	0.00	0.00	0.00	0.00	0.00
Asset Code	0.00	0.00	0.00	0.00	0.00	0.00
ACCU. DEP.	0.00	0.00	0.00	0.00	0.00	0.00
NET Block	0.00	0.00	0.00	0.00	0.00	0.00

**TMNL BLDG**

Financial Year	2015-2016	2016-2017	2017-2018	2018-2019	2019-2020	2020-2021
Original Cost Of Assets	0.00	0.00	0.00	0.00	0.00	0.00
Asset Code	0.00	0.00	0.00	0.00	0.00	0.00
ACCU. DEP.	0.00	0.00	0.00	0.00	0.00	0.00

-102-



Financial Year	2015-2016	2016-2017	2017-2018	2018-2019	2019-2020	2020-2021
NET Block	0.00	0.00	0.00	0.00	0.00	0.00

**TEMP BLDG**

Financial Year	2015-2016	2016-2017	2017-2018	2018-2019	2019-2020	2020-2021
Original Cost Of Assets	86094294.00	86094294.00	86094294.00	86094294.00	86094294.00	86094294.00
Asset Code	0.00	0.00	0.00	0.00	0.00	0.00
ACCU. DEP.	86094294.00	86094294.00	86094294.00	86094294.00	86094294.00	86094294.00
NET Block	0.00	0.00	0.00	0.00	0.00	0.00

**RES BLDG**

Financial Year	2015-2016	2016-2017	2017-2018	2018-2019	2019-2020	2020-2021
Original Cost Of Assets	0.00	0.00	0.00	0.00	0.00	0.00
Asset Code	0.00	0.00	0.00	0.00	0.00	0.00
ACCU. DEP.	0.00	0.00	0.00	0.00	0.00	0.00
NET Block	0.00	0.00	0.00	0.00	0.00	0.00

**TEMP B/WALL**

Financial Year	2015-2016	2016-2017	2017-2018	2018-2019	2019-2020	2020-2021
Original Cost Of Assets	0.00	0.00	0.00	0.00	0.00	0.00
Asset Code	0.00	0.00	0.00	0.00	0.00	0.00
ACCU. DEP.	0.00	0.00	0.00	0.00	0.00	0.00
NET Block	0.00	0.00	0.00	0.00	0.00	0.00

**OPNL B/WALL**

Financial Year	2015-2016	2016-2017	2017-2018	2018-2019	2019-2020	2020-2021
Original Cost Of Assets	0.00	0.00	0.00	0.00	0.00	0.00
Asset Code	0.00	0.00	0.00	0.00	0.00	0.00
ACCU. DEP.	0.00	0.00	0.00	0.00	0.00	0.00
NET Block	0.00	0.00	0.00	0.00	0.00	0.00

**RES B/WALL**

Financial Year	2015-2016	2016-2017	2017-2018	2018-2019	2019-2020	2020-2021
Original Cost Of Assets	0.00	0.00	0.00	0.00	0.00	0.00
Asset Code	0.00	0.00	0.00	0.00	0.00	0.00
ACCU. DEP.	0.00	0.00	0.00	0.00	0.00	0.00

103-

*[Handwritten Signature]*



Financial Year	2015-2016	2016-2017	2017-2018	2018-2019	2019-2020	2020-2021
NET Block	0.00	0.00	0.00	0.00	0.00	0.00

**OTHER BLDGS**

Financial Year	2015-2016	2016-2017	2017-2018	2018-2019	2019-2020	2020-2021
Original Cost Of Assets	0.00	0.00	0.00	0.00	0.00	0.00
Asset Code	0.00	0.00	0.00	0.00	0.00	0.00
ACCU. DEP.	0.00	0.00	0.00	0.00	0.00	0.00
NET Block	0.00	0.00	0.00	0.00	0.00	0.00

**COMPUTERS**

Financial Year	2015-2016	2016-2017	2017-2018	2018-2019	2019-2020	2020-2021
Original Cost Of Assets	14983271.00	14983271.00	14983271.00	14983271.00	14983271.00	14983271.00
Asset Code	0.00	0.00	0.00	0.00	0.00	0.00
ACCU. DEP.	280022.00	472597.00	745177.00	967647.00	1190117.00	1412587.00
NET Block	14703249.00	14510674.00	14238094.00	14015624.00	13793154.00	13570684.00

**SOFTWARE**

Financial Year	2015-2016	2016-2017	2017-2018	2018-2019	2019-2020	2020-2021
Original Cost Of Assets	22773360.00	22773360.00	22773360.00	22773360.00	22773360.00	22773360.00
Asset Code	0.00	0.00	0.00	0.00	0.00	0.00
ACCU. DEP.	1837360.00	2037360.00	2237360.00	2437360.00	2437360.00	2437360.00
NET Block	20936000.00	20736000.00	20536000.00	20336000.00	20336000.00	20336000.00

**MACHINERY**

Financial Year	2015-2016	2016-2017	2017-2018	2018-2019	2019-2020	2020-2021
Original Cost Of Assets	651902142.00	651902142.00	651902142.00	651902142.00	651902142.00	651902142.00
Asset Code	0.00	0.00	0.00	0.00	0.00	0.00
ACCU. DEP.	29832950.00	61566660.00	97836828.00	130268682.00	165713006.00	203907096.00
NET Block	622069192.00	590335482.00	554065314.00	521633460.00	486189136.00	447995046.00

**TOOLS & PLANT**

Financial Year	2015-2016	2016-2017	2017-2018	2018-2019	2019-2020	2020-2021
Original Cost Of Assets	0.00	0.00	0.00	0.00	0.00	0.00
Asset Code	0.00	0.00	0.00	0.00	0.00	0.00
ACCU. DEP.	0.00	0.00	0.00	0.00	0.00	0.00

- 104 -



Financial Year	2015-2016	2016-2017	2017-2018	2018-2019	2019-2020	2020-2021
NET Block	0.00	0.00	0.00	0.00	0.00	0.00

**FURNITURE-OFFICE**

Financial Year	2015-2016	2016-2017	2017-2018	2018-2019	2019-2020	2020-2021
Original Cost Of Assets	11760961.00	11760961.00	11760961.00	11760961.00	11760961.00	11760961.00
Asset Code	0.00	0.00	0.00	0.00	0.00	0.00
ACCU. DEP.	1100055.00	2484751.00	3937864.00	4997053.00	5884005.00	6585917.00
NET Block	10660906.00	9276210.00	7823097.00	6763908.00	5876956.00	5175044.00

**VEHICLES**

Financial Year	2015-2016	2016-2017	2017-2018	2018-2019	2019-2020	2020-2021
Original Cost Of Assets	140866714.00	140866714.00	140866714.00	140866714.00	140866714.00	140866714.00
Asset Code	0.00	0.00	0.00	0.00	0.00	0.00
ACCU. DEP.	2219363.00	6808923.00	9987013.00	12266099.00	13489197.00	14312876.00
NET Block	138647351.00	134057791.00	130879701.00	128600615.00	127377517.00	126553838.00

**CARS/JEEPS**

Financial Year	2015-2016	2016-2017	2017-2018	2018-2019	2019-2020	2020-2021
Original Cost Of Assets	0.00	0.00	0.00	0.00	0.00	0.00
Asset Code	0.00	0.00	0.00	0.00	0.00	0.00
ACCU. DEP.	0.00	0.00	0.00	0.00	0.00	0.00
NET Block	0.00	0.00	0.00	0.00	0.00	0.00


**ELECT INSTALLATION**

Financial Year	2015-2016	2016-2017	2017-2018	2018-2019	2019-2020	2020-2021
Original Cost Of Assets	4909533.00	4909533.00	4909533.00	4909533.00	4909533.00	4909533.00
Asset Code	0.00	0.00	0.00	0.00	0.00	0.00
ACCU. DEP.	361925.00	947284.00	1091836.00	1272163.00	1356956.00	1398936.00
NET Block	4547608.00	3962249.00	3817697.00	3637370.00	3552577.00	3510597.00

**OFFICE EQPT**

Financial Year	2015-2016	2016-2017	2017-2018	2018-2019	2019-2020	2020-2021
Original Cost Of Assets	5614695.00	5614695.00	5614695.00	5614695.00	5614695.00	5614695.00
Asset Code	0.00	0.00	0.00	0.00	0.00	0.00
ACCU. DEP.	539707.00	733198.00	563311.00	633767.00	564146.00	589036.00

-105-



Financial Year	2015-2016	2016-2017	2017-2018	2018-2019	2019-2020	2020-2021
NET Block	5074988.00	4881497.00	5051384.00	4980928.00	5050549.00	5025659.00

**ATM FURNITURE**

Financial Year	2015-2016	2016-2017	2017-2018	2018-2019	2019-2020	2020-2021
Original Cost Of Assets	0.00	0.00	0.00	0.00	0.00	0.00
Asset Code	0.00	0.00	0.00	0.00	0.00	0.00
ACCU. DEP.	0.00	0.00	0.00	0.00	0.00	0.00
NET Block	0.00	0.00	0.00	0.00	0.00	0.00

**X-RAY**

Financial Year	2015-2016	2016-2017	2017-2018	2018-2019	2019-2020	2020-2021
Original Cost Of Assets	0.00	0.00	0.00	0.00	0.00	0.00
Asset Code	0.00	0.00	0.00	0.00	0.00	0.00
ACCU. DEP.	0.00	0.00	0.00	0.00	0.00	0.00
NET Block	0.00	0.00	0.00	0.00	0.00	0.00

**CFT & FIRE FIGHTING EQPT.**

Financial Year	2015-2016	2016-2017	2017-2018	2018-2019	2019-2020	2020-2021
Original Cost Of Assets	0.00	0.00	0.00	0.00	0.00	0.00
Asset Code	0.00	0.00	0.00	0.00	0.00	0.00
ACCU. DEP.	0.00	0.00	0.00	0.00	0.00	0.00
NET Block	0.00	0.00	0.00	0.00	0.00	0.00

**Other 1**

Financial Year	2015-2016	2016-2017	2017-2018	2018-2019	2019-2020	2020-2021
Original Cost Of Assets	1493978.00	1493978.00	1493978.00	1493978.00	1493978.00	1493978.00
Asset Code	0.00	0.00	0.00	0.00	0.00	0.00
ACCU. DEP.	1124.00	17796.00	35296.00	51586.00	67476.00	82006.00
NET Block	1492854.00	1476182.00	1458682.00	1442392.00	1426502.00	1411972.00

**Other 2**

Financial Year	2015-2016	2016-2017	2017-2018	2018-2019	2019-2020	2020-2021
Original Cost Of Assets	487538.00	487538.00	487538.00	487538.00	487538.00	487538.00
Asset Code	0.00	0.00	0.00	0.00	0.00	0.00
ACCU. DEP.	8597.00	13597.00	18597.00	23597.00	28597.00	33597.00

190/r



Financial Year	2015-2016	2016-2017	2017-2018	2018-2019	2019-2020	2020-2021
NET Block	478941.00	473941.00	468941.00	463941.00	458941.00	453941.00

**Other 3**

Financial Year	2015-2016	2016-2017	2017-2018	2018-2019	2019-2020	2020-2021
Original Cost Of Assets	0.00	0.00	0.00	0.00	0.00	0.00
Asset Code	0.00	0.00	0.00	0.00	0.00	0.00
ACCU. DEP.	0.00	0.00	0.00	0.00	0.00	0.00
NET Block	0.00	0.00	0.00	0.00	0.00	0.00

**Other 4**

Financial Year	2015-2016	2016-2017	2017-2018	2018-2019	2019-2020	2020-2021
Original Cost Of Assets	0.00	0.00	0.00	0.00	0.00	0.00
Asset Code	0.00	0.00	0.00	0.00	0.00	0.00
ACCU. DEP.	0.00	0.00	0.00	0.00	0.00	0.00
NET Block	0.00	0.00	0.00	0.00	0.00	0.00

**Other 5**

Financial Year	2015-2016	2016-2017	2017-2018	2018-2019	2019-2020	2020-2021
Original Cost Of Assets	0.00	0.00	0.00	0.00	0.00	0.00
Asset Code	0.00	0.00	0.00	0.00	0.00	0.00
ACCU. DEP.	0.00	0.00	0.00	0.00	0.00	0.00
NET Block	0.00	0.00	0.00	0.00	0.00	0.00
Total Accu. Dep.	122275397.00	161176460.00	202547576.00	239012248.00	276825154.00	316853705.00
Total Net Block	818611089.00	779710026.00	738338910.00	701874238.00	664061332.00	624032781.00
Total Assets	624032781.00					
Total Asset Costs	624032781.00					

107-

*Handwritten signature*



**Form F9: Formats for Forecast and Actual Roll-forward Regulatory Asset Base (RAB)**

**Opening Regulatory Asset Base (RAB)**

Financial Year	2016-2017	2017-2018	2018-2019	2019-2020	2020-2021
Land	0.00	0.00	0.00	0.00	0.00
Runways Taxiway	0.00	0.00	0.00	0.00	0.00
Apron	0.00	0.00	0.00	0.00	0.00
Roads/Bridges	0.00	0.00	0.00	0.00	0.00
Terminal Building	0.00	0.00	0.00	0.00	0.00
Temporary Building	0.00	0.00	0.00	0.00	0.00
Residential Building	0.00	0.00	0.00	0.00	0.00
Terminal Building Wall	0.00	0.00	0.00	0.00	0.00
Operational Building Wall	0.00	0.00	0.00	0.00	0.00
Residential Building Wall	0.00	0.00	0.00	0.00	0.00
Other Buildings	0.00	0.00	0.00	0.00	0.00
Computers	14703249.00	14510674.00	14238094.00	14015624.00	13793154.00
Software	20936000.00	20736000.00	20536000.00	20336000.00	20336000.00
Machinery	622069192.00	631335482.00	594655314.00	563813460.00	573959136.00
Tools And Plant	0.00	0.00	0.00	0.00	0.00
Furniture Office	10660906.00	10276210.00	9233097.00	8583908.00	8106956.00
Vehicle	138647351.00	134057791.00	130879701.00	128600615.00	127377517.00
Cars Jeeps	0.00	0.00	0.00	0.00	0.00
Elect Installation	4547608.00	3962249.00	3817697.00	3637370.00	3552577.00
Office Equipment	5074988.00	4881497.00	5051384.00	4980928.00	5050549.00
ATM Furniture	0.00	0.00	0.00	0.00	0.00
Xray	0.00	0.00	0.00	0.00	0.00
CFT & Fire Fighting Equipment	0.00	0.00	0.00	0.00	0.00
Other 1	1492854.00	1471182.00	1448682.00	1427392.00	1406502.00
Other 2	478941.00	478941.00	478941.00	478941.00	478941.00
Other 3	0.00	0.00	0.00	0.00	0.00
Other 4	0.00	0.00	0.00	0.00	0.00
Other 5	0.00	0.00	0.00	0.00	0.00
<b>Total Opening Rab</b>	<b>818611089.00</b>	<b>821710026.00</b>	<b>780338910.00</b>	<b>745874238.00</b>	<b>754061332.00</b>

-108-





**Additions - WIP Capitalisation**

Financial Year	2016-2017	2017-2018	2018-2019	2019-2020	2020-2021
Land	0.00	0.00	0.00	0.00	0.00
Runways Taxiway	0.00	0.00	0.00	0.00	0.00
Apron	0.00	0.00	0.00	0.00	0.00
Roads/Bridges	0.00	0.00	0.00	0.00	0.00
Terminal Building	0.00	0.00	0.00	0.00	0.00
Temporary Building	0.00	0.00	0.00	0.00	0.00
Residential Building	0.00	0.00	0.00	0.00	0.00
Terminal Building Wall	0.00	0.00	0.00	0.00	0.00
Operational Building Wall	0.00	0.00	0.00	0.00	0.00
Residential Building Wall	0.00	0.00	0.00	0.00	0.00
Other Buildings	0.00	0.00	0.00	0.00	0.00
Computers	1000000.00	1000000.00	1000000.00	1000000.00	1000000.00
Software	0.00	0.00	0.00	0.00	0.00
Machinery	50000000.00	8000000.00	10000000.00	50000000.00	50000000.00
Tools And Plant	0.00	0.00	0.00	0.00	0.00
Furniture Office	1000000.00	1000000.00	1000000.00	1000000.00	1000000.00
Vehicle	0.00	0.00	0.00	0.00	0.00
Cars Jeeps	0.00	0.00	0.00	0.00	0.00
Elect Installation	0.00	0.00	0.00	0.00	0.00
Office Equipment	500000.00	500000.00	500000.00	500000.00	500000.00
ATM Furniture	0.00	0.00	0.00	0.00	0.00
Xray	0.00	0.00	0.00	0.00	0.00
CFT & Fire Fighting Equipment	0.00	0.00	0.00	0.00	0.00
Other 1	0.00	0.00	0.00	0.00	0.00
Other 2	0.00	0.00	0.00	0.00	0.00
Other 3	0.00	0.00	0.00	0.00	0.00
Other 4	0.00	0.00	0.00	0.00	0.00
Other 5	0.00	0.00	0.00	0.00	0.00
<b>Total Wip Capitalisation</b>	<b>52500000.00</b>	<b>10500000.00</b>	<b>12500000.00</b>	<b>52500000.00</b>	<b>52500000.00</b>

**Disposals /Transfers**

-109-



Financial Year	2016-2017	2017-2018	2018-2019	2019-2020	2020-2021
Land	0.00	0.00	0.00	0.00	0.00
Runways Taxiway	0.00	0.00	0.00	0.00	0.00
Apron	0.00	0.00	0.00	0.00	0.00
Roads/Bridges	0.00	0.00	0.00	0.00	0.00
Terminal Building	0.00	0.00	0.00	0.00	0.00
Temporary Building	0.00	0.00	0.00	0.00	0.00
Residential Building	0.00	0.00	0.00	0.00	0.00
Terminal Building Wall	0.00	0.00	0.00	0.00	0.00
Operational Building Wall	0.00	0.00	0.00	0.00	0.00
Residential Building Wall	0.00	0.00	0.00	0.00	0.00
Other Buildings	0.00	0.00	0.00	0.00	0.00
Computers	0.00	0.00	0.00	0.00	0.00
Software	0.00	0.00	0.00	0.00	0.00
Machinery	0.00	0.00	0.00	0.00	0.00
Tools And Plant	0.00	0.00	0.00	0.00	0.00
Furniture Office	0.00	0.00	0.00	0.00	0.00
Vehicle	0.00	0.00	0.00	0.00	0.00
Cars Jeeps	0.00	0.00	0.00	0.00	0.00
Elect Installation	0.00	0.00	0.00	0.00	0.00
Office Equipment	0.00	0.00	0.00	0.00	0.00
ATM Furniture	0.00	0.00	0.00	0.00	0.00
Xray	0.00	0.00	0.00	0.00	0.00
CFT & Fire Fighting Equipment	0.00	0.00	0.00	0.00	0.00
Other 1	0.00	0.00	0.00	0.00	0.00
Other 2	0.00	0.00	0.00	0.00	0.00
Other 3	0.00	0.00	0.00	0.00	0.00
Other 4	0.00	0.00	0.00	0.00	0.00
Other 5	0.00	0.00	0.00	0.00	0.00
Total Disposals	0.00	0.00	0.00	0.00	0.00

**Depreciation Charge**

Financial Year	2016-2017	2017-2018	2018-2019	2019-2020	2020-2021
Land	0.00	0.00	0.00	0.00	0.00

-110-

*SR*



Financial Year	2016-2017	2017-2018	2018-2019	2019-2020	2020-2021
Runways Taxiway	0.00	0.00	0.00	0.00	0.00
Apron	0.00	0.00	0.00	0.00	0.00
Roads/Bridges	0.00	0.00	0.00	0.00	0.00
Terminal Building	0.00	0.00	0.00	0.00	0.00
Temporary Building	0.00	0.00	0.00	0.00	0.00
Residential Building	0.00	0.00	0.00	0.00	0.00
Terminal Building Wall	0.00	0.00	0.00	0.00	0.00
Operational Building Wall	0.00	0.00	0.00	0.00	0.00
Residential Building Wall	0.00	0.00	0.00	0.00	0.00
Other Buildings	0.00	0.00	0.00	0.00	0.00
Computers	560975.00	640980.00	590870.00	590870.00	590870.00
Software	200000.00	200000.00	200000.00	0.00	0.00
Machinery	40128710.00	44075168.00	40236854.00	39349324.00	42099090.00
Tools And Plant	0.00	0.00	0.00	0.00	0.00
Furniture Office	1125796.00	1784213.00	1390289.00	1218052.00	1033012.00
Vehicle	4589560.00	3178090.00	2279086.00	1223098.00	823679.00
Cars Jeeps	0.00	0.00	0.00	0.00	0.00
Elect Installation	585359.00	144552.00	180327.00	84793.00	41980.00
Office Equipment	570632.00	207254.00	447597.00	307520.00	402031.00
ATM Furniture	0.00	0.00	0.00	0.00	0.00
Xray	0.00	0.00	0.00	0.00	0.00
CFT & Fire Fighting Equipment	0.00	0.00	0.00	0.00	0.00
Other 1	21672.00	22500.00	21290.00	20890.00	19530.00
Other 2	0.00	0.00	0.00	0.00	0.00
Other 3	0.00	0.00	0.00	0.00	0.00
Other 4	0.00	0.00	0.00	0.00	0.00
Other 5	0.00	0.00	0.00	0.00	0.00
<b>Total Depreciation Charges</b>	<b>47782704.00</b>	<b>50252757.00</b>	<b>45346313.00</b>	<b>42794547.00</b>	<b>45010192.00</b>

**Depreciation on Additions during the Year**

Financial Year	2016-2017	2017-2018	2018-2019	2019-2020	2020-2021
Land	0.00	0.00	0.00	0.00	0.00
Runways Taxiway	0.00	0.00	0.00	0.00	0.00



Financial Year	2016-2017	2017-2018	2018-2019	2019-2020	2020-2021
Apron	0.00	0.00	0.00	0.00	0.00
Roads/Bridges	0.00	0.00	0.00	0.00	0.00
Terminal Building	0.00	0.00	0.00	0.00	0.00
Temporary Building	0.00	0.00	0.00	0.00	0.00
Residential Building	0.00	0.00	0.00	0.00	0.00
Terminal Building Wall	0.00	0.00	0.00	0.00	0.00
Operational Building Wall	0.00	0.00	0.00	0.00	0.00
Residential Building Wall	0.00	0.00	0.00	0.00	0.00
Other Buildings	0.00	0.00	0.00	0.00	0.00
Computers	631600.00	631600.00	631600.00	631600.00	631600.00
Software	0.00	0.00	0.00	0.00	0.00
Machinery	605000.00	605000.00	605000.00	505000.00	505000.00
Tools And Plant	0.00	0.00	0.00	0.00	0.00
Furniture Office	258900.00	258900.00	258900.00	258900.00	258900.00
Vehicle	0.00	0.00	0.00	0.00	0.00
Cars Jeeps	0.00	0.00	0.00	0.00	0.00
Elect Installation	0.00	0.00	0.00	0.00	0.00
Office Equipment	122859.00	122859.00	122859.00	122859.00	122859.00
ATM Furniture	0.00	0.00	0.00	0.00	0.00
Xray	0.00	0.00	0.00	0.00	0.00
CFT & Fire Fighting Equipment	0.00	0.00	0.00	0.00	0.00
Other 1	0.00	0.00	0.00	0.00	0.00
Other 2	0.00	0.00	0.00	0.00	0.00
Other 3	0.00	0.00	0.00	0.00	0.00
Other 4	0.00	0.00	0.00	0.00	0.00
Other 5	0.00	0.00	0.00	0.00	0.00
Total Depreciation Additions	1618359.00	1618359.00	1618359.00	1518359.00	1518359.00
Total Depreciation	49401063.00	51871116.00	46964672.00	44312906.00	46528551.00

**Closing Regulatory Asset Base (RAB)**

Financial Year	2016-2017	2017-2018	2018-2019	2019-2020	2020-2021
Land	0.00	0.00	0.00	0.00	0.00
Runways Taxiway	0.00	0.00	0.00	0.00	0.00

-112-



Financial Year	2016-2017	2017-2018	2018-2019	2019-2020	2020-2021
Apron	0.00	0.00	0.00	0.00	0.00
Roads/Bridges	0.00	0.00	0.00	0.00	0.00
Terminal Building	0.00	0.00	0.00	0.00	0.00
Temporary Building	0.00	0.00	0.00	0.00	0.00
Residential Building	0.00	0.00	0.00	0.00	0.00
Terminal Building Wall	0.00	0.00	0.00	0.00	0.00
Operational Building Wall	0.00	0.00	0.00	0.00	0.00
Residential Building Wall	0.00	0.00	0.00	0.00	0.00
Other Buildings	0.00	0.00	0.00	0.00	0.00
Computers	14510674.00	14238094.00	14015624.00	13793154.00	13570684.00
Software	20736000.00	20536000.00	20336000.00	20336000.00	20336000.00
Machinery	631335482.00	594655314.00	563813460.00	573959136.00	581355046.00
Tools And Plant	0.00	0.00	0.00	0.00	0.00
Furniture Office	10276210.00	9233097.00	8583908.00	8106956.00	7815044.00
Vehicle	134057791.00	130879701.00	128600615.00	127377517.00	126553838.00
Cars Jeeps	0.00	0.00	0.00	0.00	0.00
Elect Installation	3962249.00	3817697.00	3637370.00	3552577.00	3510597.00
Office Equipment	4881497.00	5051384.00	4980928.00	5050549.00	5025659.00
ATM Furniture	0.00	0.00	0.00	0.00	0.00
Xray	0.00	0.00	0.00	0.00	0.00
CFT & Fire Fighting Equipment	0.00	0.00	0.00	0.00	0.00
Other 1	1471182.00	1448682.00	1427392.00	1406502.00	1386972.00
Other 2	478941.00	478941.00	478941.00	478941.00	478941.00
Other 3	0.00	0.00	0.00	0.00	0.00
Other 4	0.00	0.00	0.00	0.00	0.00
Other 5	0.00	0.00	0.00	0.00	0.00
Total Closing Rab	821710026.00	780338910.00	745874238.00	754061332.00	760032781.00
Average Rab	820160557.50	801024468.00	763106574.00	749967785.00	757047056.50

-113-

*Handwritten signature*



**Form F10(a): Capital Project completed before review of ROLL-Forward of Regulatory Asset Base**

**Project 1**

WIP OB	0.00				
Project Type	NA				
Financial Year	2016-2017	2017-2018	2018-2019	2019-2020	2020-2021
Capex	0.00	0.00	0.00	0.00	0.00
Completion Cost	0.00	0.00	0.00	0.00	0.00
Cdate	2016-03-24	2016-03-24	2016-03-24	2016-03-24	2016-03-24
Wip	0.00	0.00	0.00	0.00	0.00

**Project 2**

WIP OB	0.00				
Project Type	NA				
Financial Year	2016-2017	2017-2018	2018-2019	2019-2020	2020-2021
Capex	0.00	0.00	0.00	0.00	0.00
Completion Cost	0.00	0.00	0.00	0.00	0.00
Cdate	2016-03-24	2016-03-24	2016-03-24	2016-03-24	2016-03-24
Wip	0.00	0.00	0.00	0.00	0.00

**Project 3**

WIP OB	0.00				
Project Type	NA				
Financial Year	2016-2017	2017-2018	2018-2019	2019-2020	2020-2021
Capex	0.00	0.00	0.00	0.00	0.00
Completion Cost	0.00	0.00	0.00	0.00	0.00
Cdate	2016-03-24	2016-03-24	2016-03-24	2016-03-24	2016-03-24
Wip	0.00	0.00	0.00	0.00	0.00

**Project 4**

WIP OB	0.00				
Project Type	NA				
Financial Year	2016-2017	2017-2018	2018-2019	2019-2020	2020-2021
Capex	0.00	0.00	0.00	0.00	0.00
Completion Cost	0.00	0.00	0.00	0.00	0.00

114



Financial Year	2016-2017	2017-2018	2018-2019	2019-2020	2020-2021
Cdate	2016-03-24	2016-03-24	2016-03-24	2016-03-24	2016-03-24
Wip	0.00	0.00	0.00	0.00	0.00

**Project 5**

WIP OB	0.00				
Project Type	NA				
Financial Year	2016-2017	2017-2018	2018-2019	2019-2020	2020-2021
Capex	0.00	0.00	0.00	0.00	0.00
Completion Cost	0.00	0.00	0.00	0.00	0.00
Cdate	2016-03-24	2016-03-24	2016-03-24	2016-03-24	2016-03-24
Wip	0.00	0.00	0.00	0.00	0.00

**Project 6**

WIP OB	0.00				
Project Type	NA				
Financial Year	2016-2017	2017-2018	2018-2019	2019-2020	2020-2021
Capex	0.00	0.00	0.00	0.00	0.00
Completion Cost	0.00	0.00	0.00	0.00	0.00
Cdate	2016-03-24	2016-03-24	2016-03-24	2016-03-24	2016-03-24
Wip	0.00	0.00	0.00	0.00	0.00

**Other 1**

WIP OB	0.00				
Project Type	NA				
Financial Year	2016-2017	2017-2018	2018-2019	2019-2020	2020-2021
Capex	0.00	0.00	0.00	0.00	0.00
Completion Cost	0.00	0.00	0.00	0.00	0.00
Cdate	2016-03-24	2016-03-24	2016-03-24	2016-03-24	2016-03-24
Wip	0.00	0.00	0.00	0.00	0.00

**Other 2**

WIP OB	0.00				
Project Type	NA				
Financial Year	2016-2017	2017-2018	2018-2019	2019-2020	2020-2021
Capex	0.00	0.00	0.00	0.00	0.00



-115-

Financial Year	2016-2017	2017-2018	2018-2019	2019-2020	2020-2021
Completion Cost	0.00	0.00	0.00	0.00	0.00
Cdate	2016-03-24	2016-03-24	2016-03-24	2016-03-24	2016-03-24
Wip	0.00	0.00	0.00	0.00	0.00

**Other 3**

WIP OB	0.00				
Project Type	NA				
Financial Year	2016-2017	2017-2018	2018-2019	2019-2020	2020-2021
Capex	0.00	0.00	0.00	0.00	0.00
Completion Cost	0.00	0.00	0.00	0.00	0.00
Cdate	2016-03-24	2016-03-24	2016-03-24	2016-03-24	2016-03-24
Wip	0.00	0.00	0.00	0.00	0.00

**Other 4**

WIP OB	0.00				
Project Type	NA				
Financial Year	2016-2017	2017-2018	2018-2019	2019-2020	2020-2021
Capex	0.00	0.00	0.00	0.00	0.00
Completion Cost	0.00	0.00	0.00	0.00	0.00
Cdate	2016-03-24	2016-03-24	2016-03-24	2016-03-24	2016-03-24
Wip	0.00	0.00	0.00	0.00	0.00

**Other 5**

WIP OB	0.00				
Project Type	NA				
Financial Year	2016-2017	2017-2018	2018-2019	2019-2020	2020-2021
Capex	0.00	0.00	0.00	0.00	0.00
Completion Cost	0.00	0.00	0.00	0.00	0.00
Cdate	2016-03-24	2016-03-24	2016-03-24	2016-03-24	2016-03-24
Wip	0.00	0.00	0.00	0.00	0.00
Total Wip Ob Projectwise	0.00	0.00	0.00	0.00	0.00
Total Capex Projectwise	0.00	0.00	0.00	0.00	0.00
Total Completion Cost Projectwise	0.00	0.00	0.00	0.00	0.00
Total Wip Projectwise	0.00	0.00	0.00	0.00	0.00

-116-





Financial Year	2016-2017	2017-2018	2018-2019	2019-2020	2020-2021
Total Capex	0.00				
Total Capitalisation	0.00				

114



**Form F10(b): Capital Expenditure Projected Plan - 10 year Master**

Financial Year	2016-2017	2017-2018	2018-2019	2019-2020	2020-2021	2021-2022	2022-2023	2023-2024	2024-2025	2025-2026
Project Name	Bangalore International Airport	Bangalore International Airport	Bangalore International Airport	Bangalore International Airport	Bangalore International Airport	NA	NA	NA	NA	NA
Project Type	GH Services	Gh Services	Gh Services	Gh Services	Gh Services	NA	NA	NA	NA	NA
Comm Date	0000-00-00	0000-00-00	0000-00-00	0000-00-00	0000-00-00	0000-00-00	0000-00-00	0000-00-00	0000-00-00	0000-00-00
Capex	52500000.00	10500000.00	12500000.00	52500000.00	52500000.00	0.00	0.00	0.00	0.00	0.00
Com	0.00	0.00	0.00	0.00	0.00	0.00	0.00	0.00	0.00	0.00
Cdate	0000-00-00	0000-00-00	0000-00-00	0000-00-00	0000-00-00	0000-00-00	0000-00-00	0000-00-00	0000-00-00	0000-00-00
Wip	0.00	0.00	0.00	0.00	0.00	0.00	0.00	0.00	0.00	0.00

-118-



**Form F10(c): Year-wise Capital Expenditure Financing Plans for next 10 years**

Financial Year	2016-2017	2017-2018	2018-2019	2019-2020	2020-2021
Internal Accrual	52500000.00	10500000.00	10500000.00	52500000.00	52500000.00
Total Capex Planned	0.00	0.00	0.00	0.00	0.00
Equity Infused	0.00	0.00	0.00	0.00	0.00
User Contributions	0.00	0.00	0.00	0.00	0.00
Total Debt	0.00	0.00	0.00	0.00	0.00

-119-



**Form F10(d): Summary Statement of Expenses Capitalised**

Financial Year	2014-2015	2015-2016	2016-2017	2017-2018	2018-2019	2019-2020	2020-2021
Interest And Finance Charges Capitalised	0.00	0.00	0.00	0.00	0.00	0.00	0.00
Cost Of Raising Finance And Bank Charge	0.00	0.00	0.00	0.00	0.00	0.00	0.00
Employee Expenses	0.00	0.00	0.00	0.00	0.00	0.00	0.00
Administrative And General Expenses	0.00	0.00	0.00	0.00	0.00	0.00	0.00
Utilities And Outsourcing Expenses	0.00	0.00	0.00	0.00	0.00	0.00	0.00
Any Other Expenses Being Capitalised	0.00	0.00	0.00	0.00	0.00	0.00	0.00
Other 1	0.00	0.00	0.00	0.00	0.00	0.00	0.00
Other 2	0.00	0.00	0.00	0.00	0.00	0.00	0.00
Total Expenses Being Capitalised	0.00	0.00	0.00	0.00	0.00	0.00	0.00

-/20-



**Form F10(e): Additional Capital Projects Summary**

**Opening WIP Assets**

Financial Year	2014-2015	2015-2016	2016-2017	2017-2018	2018-2019	2019-2020	2020-2021
Building	0.00	0.00	0.00	0.00	0.00	0.00	0.00
Plant And Machinery	0.00	0.00	0.00	0.00	0.00	0.00	0.00
Electrical Installation	0.00	0.00	0.00	0.00	0.00	0.00	0.00
Furniture And Fittings	0.00	0.00	0.00	0.00	0.00	0.00	0.00
Other 1	0.00	0.00	0.00	0.00	0.00	0.00	0.00
Other 2	0.00	0.00	0.00	0.00	0.00	0.00	0.00
Other 3	0.00	0.00	0.00	0.00	0.00	0.00	0.00
Other 4	0.00	0.00	0.00	0.00	0.00	0.00	0.00
Other 5	0.00	0.00	0.00	0.00	0.00	0.00	0.00

**Additions New WIP**

Financial Year	2014-2015	2015-2016	2016-2017	2017-2018	2018-2019	2019-2020	2020-2021
Building	0.00	0.00	0.00	0.00	0.00	0.00	0.00
Plant And Machinery	0.00	0.00	0.00	0.00	0.00	0.00	0.00
Electrical Installation	0.00	0.00	0.00	0.00	0.00	0.00	0.00
Furniture And Fittings	0.00	0.00	0.00	0.00	0.00	0.00	0.00
Other 1	0.00	0.00	0.00	0.00	0.00	0.00	0.00
Other 2	0.00	0.00	0.00	0.00	0.00	0.00	0.00
Other 3	0.00	0.00	0.00	0.00	0.00	0.00	0.00
Other 4	0.00	0.00	0.00	0.00	0.00	0.00	0.00
Other 5	0.00	0.00	0.00	0.00	0.00	0.00	0.00

**WIP Capitalization**

Financial Year	2014-2015	2015-2016	2016-2017	2017-2018	2018-2019	2019-2020	2020-2021
Building	0.00	0.00	0.00	0.00	0.00	0.00	0.00
Plant And Machinery	0.00	0.00	0.00	0.00	0.00	0.00	0.00
Electrical Installation	0.00	0.00	0.00	0.00	0.00	0.00	0.00
Furniture And Fittings	0.00	0.00	0.00	0.00	0.00	0.00	0.00
Other 1	0.00	0.00	0.00	0.00	0.00	0.00	0.00
Other 2	0.00	0.00	0.00	0.00	0.00	0.00	0.00
Other 3	0.00	0.00	0.00	0.00	0.00	0.00	0.00

-121-



Financial Year	2014-2015	2015-2016	2016-2017	2017-2018	2018-2019	2019-2020	2020-2021
Other 4	0.00	0.00	0.00	0.00	0.00	0.00	0.00
Other 5	0.00	0.00	0.00	0.00	0.00	0.00	0.00

**Closing WIP Assets**

Financial Year	2014-2015	2015-2016	2016-2017	2017-2018	2018-2019	2019-2020	2020-2021
Building	0.00	0.00	0.00	0.00	0.00	0.00	0.00
Plant And Machinery	0.00	0.00	0.00	0.00	0.00	0.00	0.00
Electrical Installation	0.00	0.00	0.00	0.00	0.00	0.00	0.00
Furniture And Fittings	0.00	0.00	0.00	0.00	0.00	0.00	0.00
Other 1	0.00	0.00	0.00	0.00	0.00	0.00	0.00
Other 2	0.00	0.00	0.00	0.00	0.00	0.00	0.00
Other 3	0.00	0.00	0.00	0.00	0.00	0.00	0.00
Other 4	0.00	0.00	0.00	0.00	0.00	0.00	0.00
Other 5	0.00	0.00	0.00	0.00	0.00	0.00	0.00

-122-





**Form F2(b): Historical and Projected Profit / Loss Account (Only for AO)**

Financial Year	2014-2015	2015-2016	2016-2017	2017-2018	2018-2019	2019-2020	2020-2021
Revenue From Regulated Services	590180307.00	568796400.00	654115860.00	752233239.00	865068224.00	952364377.00	1048508545.00
Revenue From Other Than Regulated Services	9596918.00	12569635.00	13798117.00	15148023.00	16631424.00	18261595.00	20053135.00
Total Revenue	599777225.00	581366035.00	667913977.00	767381262.00	881699648.00	970625972.00	1068561680.00
Pay Roll Costs	0.00	0.00	0.00	0.00	0.00	0.00	0.00
Admin And Other Expenses	107612527.00	114567642.00	117179598.00	125837378.00	135197710.00	145319014.00	156264677.00
Repair And Maintanance Cost	22910653.00	24882363.00	26126482.00	27432806.00	28804447.00	30244669.00	31756903.00
Utilities And Outsourcing Expenses	7946856.00	7979780.00	8618163.00	23277616.00	10052225.00	10856404.00	11724916.00
Other Outflows	0.00	0.00	0.00	0.00	0.00	0.00	0.00
Total Operating & Maintenance Expenditure	138470036.00	147429785.00	151924243.00	176547800.00	174054382.00	186420087.00	199746496.00
Earnings Before Depreciation, Interest And Taxation(EBDIT)	461307189.00	433936250.00	515989734.00	590833462.00	707645266.00	784205885.00	868815184.00
Depreciation And Amortisation	0.00	0.00	49401063.00	52461116.00	47554672.00	44902906.00	47118551.00
Earning Before Interest And Taxation	461307189.00	433936250.00	466588671.00	538372346.00	660090594.00	739302979.00	821696633.00
Total Interest And Finance Charges	0.00	0.00	0.00	0.00	0.00	0.00	0.00
Profit Loss Before Tax	461307189.00	433936250.00	466588671.00	538372346.00	660090594.00	739302979.00	821696633.00
Provision Taxation	43301555.00	21542476.00	36515884.00	53575212.00	76924046.00	88954078.00	100622924.00
Profit Loss After Taxation	418005634.00	412393774.00	430072787.00	484797134.00	583166548.00	650348901.00	721073709.00
Balance Carried To Balance Sheet	0.00	0.00	0.00	0.00	0.00	0.00	0.00

-123-





**Form F3: Historical and Projected Profit / Loss Account (Only for ISP)**

Financial Year	2014-2015	2015-2016	2016-2017	2017-2018	2018-2019	2019-2020	2020-2021
Revenue From Regulated Services	590180307.00	568796400.00	654115860.00	752233239.00	865068224.00	952364377.00	1048508545.00
Revenue From Other Than Regulated Services	9596918.00	12569635.00	13798117.00	15148023.00	16631424.00	18261595.00	20053135.00
Total Revenue	599777225.00	581366035.00	667913977.00	767381262.00	881699648.00	970625972.00	1068561680.00
Pay Roll Costs	263504092.00	321146331.00	353260965.00	388587062.00	427445769.00	470190346.00	517209381.00
Admin And General Expenses	107612527.00	114567642.00	117179598.00	125837378.00	135197710.00	145319014.00	156264677.00
Repair And Maintenance Costs	22910653.00	24882363.00	26126482.00	27432806.00	28804447.00	30244669.00	31756903.00
Utilities And Outsourcing Costs	7946856.00	7979780.00	8618163.00	23277616.00	10052225.00	10856404.00	11724916.00
Other Outflows	0.00	0.00	0.00	0.00	0.00	0.00	0.00
Total Operating Expenditure	401974128.00	468576116.00	505185208.00	565134862.00	601500151.00	656610433.00	716955877.00
Earning Before Depreciation Interest And Taxation	197803097.00	112789919.00	162728769.00	202246400.00	280199497.00	314015539.00	351605803.00
Depreciation And Amortisation	59903715.00	44108092.00	49401063.00	51871116.00	46964672.00	44312906.00	46528551.00
Earning Before Interest And Taxation	137899382.00	68681827.00	113327706.00	150375284.00	233234825.00	269702633.00	305077252.00
Total Interest And Finance Charges	5474104.00	3401594.00	2673511.00	1996157.00	131655.00	144821.00	159303.00
Profit Loss Before Tax	132425278.00	65280233.00	110654195.00	148379127.00	233103170.00	269557812.00	304917949.00
Provision Taxation	43301555.00	21542476.00	36515884.00	53575212.00	76924046.00	88954078.00	100622924.00
Profit Loss After Taxation	89123723.00	43737757.00	74138311.00	94803915.00	156179124.00	180603734.00	204295025.00
Balance Carried To Balance Sheet	89123723.00	43737757.00	74138311.00	94803915.00	156179124.00	180603734.00	204295025.00

-124-

*JS*



Financial Year	2014-2015	2015-2016	2016-2017	2017-2018	2018-2019	2019-2020	2020-2021
ARR [(3)+(4)+(12)+(13)-(2)]=14	172174673.00	156402626.00	224043073.00	267436105.00	281901676.00	302015476.00	327434836.00
Total Passenger Volume (15)	0.00	0.00	0.00	0.00	0.00	0.00	0.00
Required Yield Per Passenger (14/15) [Rs/per Pax]	0.00	0.00	0.00	0.00	0.00	0.00	0.00
Present Yield (1/15)	0.00	0.00	0.00	0.00	0.00	0.00	0.00

-126-



**Form F17: Calculation of Aggregate Revenue Requirement (Only for AO)**


Financial Year	2014-2015	2015-2016	2016-2017	2017-2018	2018-2019	2019-2020	2020-2021
Total Revenue From Regulated Services (1)	590180307.00	568796400.00	654115860.00	752233239.00	865068224.00	952364377.00	1048508545.00
Total Revenue From Services Other Than Regulated Services (2)	9596918.00	12569635.00	13798117.00	15148023.00	16631424.00	18261595.00	20053135.00
Operating Expenditure (3)	138470036.00	147429785.00	151924243.00	176547800.00	174054382.00	186420087.00	199746496.00
Depreciation (4)	0.00	0.00	49401063.00	52461116.00	47554672.00	44902906.00	47118551.00
Total Expenditure (3) + (4) = (5)	138470036.00	147429785.00	201325306.00	229008916.00	221609054.00	231322993.00	246865047.00
Regulatory Operating Profit At Current Tariff (1) + (2) - (5) = (6)	461307189.00	433936250.00	466588671.00	538372346.00	660090594.00	739302979.00	821696633.00
Capital Expenditure(Addn. During The Year) = (7)	0.00	0.00	52500000.00	10500000.00	12500000.00	52500000.00	52500000.00
Opening Regulatory Asset Base (RAB) (8)	0.00	0.00	818611089.00	821710026.00	779748910.00	744694238.00	752291332.00
Disposals/ Transfers (9)	0.00	0.00	0.00	0.00	0.00	0.00	0.00
Closing Regulatory Asset Base (RAB) (7) + (8) - (4) - (9) = (10)	0.00	0.00	821710026.00	779748910.00	744694238.00	752291332.00	757672781.00
Average Regulatory Asset Base (RAB) [(8) + (10)] / 2 = (11)	0.00	0.00	820160557.50	800729468.00	762221574.00	748492785.00	754982056.50
FRoR %	0.00	0.00	0.00	0.00	0.00	0.00	0.00
Return On Average Regulatory Asset Base Based On FRoR% (RAB)	0.00	0.00	0.00	0.00	0.00	0.00	0.00
Corporate Tax On Return On Regulatory Asset Base (RAB) (13)	43301555.00	21542476.00	36515884.00	53575212.00	76924046.00	88954078.00	100622924.00

-125-



Form F16: Performance Report for the Tariff Year (Only for ISP)

Financial Year	2014-2015	2015-2016	2016-2017	2017-2018	2018-2019	2019-2020	2020-2021
Total Revenue From Regulated Services (1)	590180307.00	568796400.00	654115860.00	7522333239.00	865068224.00	952364377.00	1048508545.00
Total Revenue From Regulated Services Other Than Regulated Services (2)	9596918.00	12569635.00	13798117.00	15148023.00	16631424.00	18261595.00	20053135.00
Operating Expenditure (3)	401974128.00	468576116.00	505185208.00	565134862.00	601500151.00	656610433.00	716955877.00
Depreciation (4)	59903715.00	44108092.00	49401063.00	52461116.00	47554672.00	44902906.00	47118551.00
Total Expenditure (3) + (4) = (5)	461877843.00	512684208.00	554586271.00	617595978.00	649054823.00	701513339.00	764074428.00
Regulatory Operating Profit (1) + (2) - (5) = (6)	137899382.00	68681827.00	113327706.00	149785284.00	232644825.00	269112633.00	304487252.00
Capital Expenditure (7)	9877276.00	6141048.00	5250000.00	1050000.00	1250000.00	5250000.00	5250000.00
Opening Regulatory Asset Base (RAB) (8)	209759509.00	158164394.00	818611089.00	821710026.00	779748910.00	744694238.00	752291332.00
Disposals/ Transfers (9)	1477757.00	0.00	0.00	0.00	0.00	0.00	0.00
Closing Regulatory Asset Base (RAB) (7) + (8) - (4) - (9) = (10)	158255313.00	120197350.00	821710026.00	779748910.00	744694238.00	752291332.00	757672781.00
Average Regulatory Asset Base (RAB) [(8) + (10)] / 2 = (11)	184007411.00	139180872.00	820160557.50	800729468.00	762221574.00	748492785.00	754982056.50
FRoR %	0.00	0.00	0.00	0.00	0.00	0.00	0.00
Return On Average Regulatory Asset Base Based On FRoR% (RAB)	0.00	0.00	0.00	0.00	0.00	0.00	0.00
Return On Average RAB	74.94	49.35	13.82	18.71	30.52	35.95	40.33
Corporate Tax On Return On Regulatory Asset Base (RAB) (13)	43301555.00	21542476.00	36515884.00	53575212.00	76924046.00	88954078.00	100622924.00



SR

- 121 -

Financial Year	2014-2015	2015-2016	2016-2017	2017-2018	2018-2019	2019-2020	2020-2021
ARR [(3)+(4)+(12)+(13)-(2)]=14	495582480.00	521657049.00	577304038.00	656023167.00	709347445.00	772205822.00	844644217.00
Total Cargo Volume	0.00	0.00	0.00	0.00	0.00	0.00	0.00
Required Yield Cargo	0.00	0.00	0.00	0.00	0.00	0.00	0.00
Present Yield Cargo	0.00	0.00	0.00	0.00	0.00	0.00	0.00
Total Fuel Throughput/	0.00	0.00	0.00	0.00	0.00	0.00	0.00
Into Plane Volume	0.00	0.00	0.00	0.00	0.00	0.00	0.00
Required Yield Fuel	0.00	0.00	0.00	0.00	0.00	0.00	0.00
Throughput	0.00	0.00	0.00	0.00	0.00	0.00	0.00
Present Yield Fuel	0.00	0.00	0.00	0.00	0.00	0.00	0.00
Throughput	0.00	0.00	0.00	0.00	0.00	0.00	0.00
Total Aircraft Traffic	21891.00	22329.00	22776.00	23231.00	23695.00	24170.00	24653.00
Movement							
Required Yield ATM	22638.64	23362.31	25347.03	28239.13	29936.59	31948.94	34261.32
Present Yield ATM	26959.95	25473.44	28719.52	32380.58	36508.47	39402.75	42530.67



88

-128-

**Form F1: Historical and Proposed Aggregate Revenue Requirement**

Financial Year	2014-2015	2015-2016	2016-2017	2017-2018	2018-2019	2019-2020	2020-2021
Aggregate Revenue Requirement	495582480.00	521657049.00	577304038.00	656023167.00	709347445.00	772205822.00	844644217.00

-129-



**F1(b): Competition Assessment [Put details in comment box or upload] (Only for ISP)**

Particulars	Details of Competitive Facilities	Remarks
1	0.00	0.00
2	0.00	0.00
3	0.00	0.00
4	0.00	0.00
5	0.00	0.00
6	0.00	0.00
7	0.00	0.00



*[Handwritten signature]*

-130-

**F2: Historical and Projected Balance Sheet (Only for ISP)** 

Financial Year	2014-2015	2015-2016	2016-2017	2017-2018	2018-2019	2019-2020	2020-2021
Share Capital	205000000.00	205000000.00	205000000.00	205000000.00	205000000.00	205000000.00	205000000.00
Share Application Money	0.00	0.00	0.00	0.00	0.00	0.00	0.00
Reverses And Surplus	378991286.00	422729041.00	496867352.00	605641267.00	761820391.00	942424126.00	1146719152.00
Loan Funds	0.00	0.00	0.00	0.00	0.00	0.00	0.00
Secured Loans	78054195.00	35294118.00	23529414.00	0.00	0.00	0.00	0.00
Unsecured Loans	0.00	0.00	0.00	0.00	0.00	0.00	0.00
Capital Grants	0.00	0.00	0.00	0.00	0.00	0.00	0.00
Deferred Tax Liability	0.00	0.00	0.00	0.00	0.00	0.00	0.00
Total Sources Of Funds	662045481.00	663023159.00	725396766.00	810641267.00	966820391.00	1147424126.00	1351719152.00
Gross Block (Net Of Assets Not In Use)	960323158.00	164305442.00	173639630.00	135364637.00	96702889.00	102905885.00	111724579.00
Less: Accumulated Depreciation	796087194.00	44108092.00	49401063.00	51871116.00	46964672.00	44312906.00	46528551.00
Net Block	158164394.00	120197350.00	124238567.00	83493521.00	49738217.00	58592979.00	65196028.00
Capital Work In Progress	0.00	0.00	0.00	0.00	0.00	0.00	0.00
Total Fixed Assets	158164394.00	120197350.00	124238567.00	83493521.00	49738217.00	58592979.00	65196028.00
Investments	138560000.00	138560000.00	138560000.00	138560000.00	138560000.00	138560000.00	138560000.00
Deferred Tax Assets	41601319.00	40651319.00	39001319.00	36851319.00	33701319.00	29851319.00	25101319.00
Sundry Debtors	123765848.00	147109595.00	162988859.00	237197170.00	341775392.00	400351549.00	447527647.00
Cash And Bank Balances	133638307.00	140320223.00	150142639.00	160652624.00	171898308.00	183931190.00	196806373.00
Inventories	0.00	0.00	0.00	0.00	0.00	0.00	0.00
Other Current Assets	7383169.00	7752328.00	8398635.00	9103128.00	9871301.00	10709184.00	11623393.00
Loans And Advances	144265503.00	158692053.00	196839442.00	244294835.00	325762751.00	435139147.00	582101196.00
Total Current Assets	409052827.00	453874199.00	518369575.00	651247757.00	849307752.00	1030131070.00	1238058609.00
Liabilities	71231187.00	75452742.00	79225379.00	83186648.00	87345980.00	91713279.00	96298943.00
Provisions	14101872.00	14806967.00	15547316.00	16324682.00	17140917.00	17997963.00	18897861.00
Total Current	85333059.00	90259709.00	94772695.00	99511330.00	104486897.00	109711242.00	115196804.00

-131-





Financial Year	2014-2015	2015-2016	2016-2017	2017-2018	2018-2019	2019-2020	2020-2021
Liabilities							
Net Current Assets	323719768.00	363614490.00	423596880.00	551736427.00	744820855.00	920419828.00	1122861805.00
Total Application Of Fund	662045481.00	663023159.00	725396766.00	810641267.00	966820391.00	1147424126.00	1351719152.00

-132-



**Form F2(a): Historical and Projected Balance Sheet**

Financial Year	2015-2016	2016-2017	2017-2018	2018-2019	2019-2020	2020-2021
Share Holders Fund	1181665557.00	1293238296.00	1430505209.00	1633755872.00	1858861891.00	2109953766.00
Gross Block (Net Of Assets Not In Use)	624032781.00	676532781.00	687032781.00	699532781.00	752032781.00	804532781.00
Less: Accumulated Depreciation	122275397.00	171676460.00	224137576.00	271692248.00	316595154.00	363713705.00
Net Block	501757384.00	504856321.00	462895205.00	427840533.00	435437627.00	440819076.00
Capital Work In Progress	0.00	0.00	0.00	0.00	0.00	0.00
Total Fixed Assets	1248065562.00	1353065562.00	1374065562.00	1399065562.00	1504065562.00	1609065562.00
Investments	138560000.00	138560000.00	138560000.00	138560000.00	138560000.00	138560000.00
Deferred Tax Assets	40651319.00	39001319.00	36851319.00	33701319.00	29851319.00	25101319.00
Sundry Debtors	147109595.00	162988859.00	237197170.00	341775392.00	400351549.00	447527647.00
Cash And Bank Balances	140320223.00	150142639.00	160652624.00	171898308.00	183931190.00	196806373.00
Inventories	0.00	0.00	0.00	0.00	0.00	0.00
Other Current Assets	7752328.00	8398635.00	9103128.00	9871301.00	10709184.00	11623393.00
Loans And Advances	158692053.00	196839442.00	244294835.00	325762751.00	435139147.00	582101196.00
Total Current Assets	453874199.00	518369575.00	651247757.00	849307752.00	1030131070.00	1238058609.00
Liabilities	75452742.00	79225379.00	83186648.00	87345980.00	91713279.00	96298943.00
Provisions	0.00	0.00	0.00	0.00	0.00	0.00
Total Current Liabilities	75452742.00	79225379.00	83186648.00	87345980.00	91713279.00	96298943.00
Net Current Assets	378421457.00	439144196.00	568061109.00	761961772.00	938417791.00	1141759666.00
Total Application Of Fund	1181665557.00	1293238296.00	1430505209.00	1633755872.00	1858861891.00	2109953766.00

133



**Form F2(c): Historical and Projected Cash Flow Statement (Only for AO)**

Financial Year	2014-2015	2015-2016	2016-2017	2017-2018	2018-2019	2019-2020	2020-2021
Net Profit Before Taxation	192328993.00	109388325.00	110654195.00	147789127.00	232631660.00	268967812.00	304327949.00
Depreciation And Amortisation	59903715.00	44108092.00	49401063.00	52461116.00	47554672.00	44902906.00	47118551.00
Loss / (Profit) On Sales Of Assets(net)	0.00	0.00	0.00	0.00	0.00	0.00	0.00
Interest Income	0.00	0.00	0.00	0.00	0.00	0.00	0.00
Provision –Additions (write Back) Net	0.00	0.00	0.00	0.00	0.00	0.00	0.00
Operating Profit Before Working Capital Changes	252232708.00	153496417.00	160055258.00	200250243.00	280186332.00	313870718.00	351446500.00
Decrease/ Increase In Trade Receivables	-23343747.00	-15879264.00	-74208311.00	-104578222.00	-58576157.00	-47176098.00	0.00
Decrease/ Increase In Inventories	0.00	0.00	0.00	0.00	0.00	0.00	0.00
Decrease/ Increase In Cash And Bank Balance	-6681916.00	-9822416.00	-10509985.00	-11245684.00	-12032882.00	-12875183.00	0.00
Decrease/ Increase In Loans And Advances	-14426550.00	-38147389.00	-47455393.00	-81467916.00	-109376396.00	-146962049.00	0.00
Decrease/ Increase In Sundry Creditors	2461566.00	2584644.00	2713877.00	2849570.00	2992049.00	3141651.00	0.00
Decrease/ Increase In Provisions	705094.00	740349.00	777366.00	816235.00	857046.00	899898.00	0.00
Net Cash Flow From Operating Activities	210947155.00	92972341.00	31372812.00	6624226.00	104049992.00	110898937.00	351446500.00
Purchase Of Fixed Assets	0.00	0.00	0.00	0.00	0.00	0.00	0.00
Decrease In WIP Assets	0.00	0.00	0.00	0.00	0.00	0.00	0.00
Cash From Investing Activities	0.00	0.00	0.00	0.00	0.00	0.00	0.00
Decrease In Share	0.00	0.00	0.00	0.00	0.00	0.00	0.00

-134-



Financial Year	2014-2015	2015-2016	2016-2017	2017-2018	2018-2019	2019-2020	2020-2021
Capital							
Cash Flow From Financing Activities	0.00	0.00	0.00	0.00	0.00	0.00	0.00
Net Change In Cash And Cash Equivalents	210947155.00	92972341.00	31372812.00	6624226.00	104049992.00	110898937.00	351446500.00
Cash And Cash Equivalents At The Beginning Of The Period	0.00	0.00	0.00	0.00	0.00	0.00	0.00
Cash And Cash Equivalents At The End Of The Period	0.00	0.00	0.00	0.00	0.00	0.00	0.00

-135-



**Form F3: Historical and Project Revenue Generating Area Breakup at the Airport (Only for AO)**

Financial Year	2008-2009	2009-2010	2010-2011	2011-2012	2012-2013	2013-2014	2014-2015	2015-2016	2016-2017	2017-2018	2018-2019	2019-2020	2020-2021	2021-2022	2022-2023
Retail	0.00	0.00	0.00	0.00	0.00	0.00	0.00	0.00	0.00	0.00	0.00	0.00	0.00	0.00	0.00
Commercial Offices	0.00	0.00	0.00	0.00	0.00	0.00	0.00	0.00	0.00	0.00	0.00	0.00	0.00	0.00	0.00
Advertisement (Area)(Sqft)	0.00	0.00	0.00	0.00	0.00	0.00	0.00	0.00	0.00	0.00	0.00	0.00	0.00	0.00	0.00
Ticketing	0.00	0.00	0.00	0.00	0.00	0.00	0.00	0.00	0.00	0.00	0.00	0.00	0.00	0.00	0.00
Duty Free Shops	0.00	0.00	0.00	0.00	0.00	0.00	0.00	0.00	0.00	0.00	0.00	0.00	0.00	0.00	0.00
Car Parking	0.00	0.00	0.00	0.00	0.00	0.00	0.00	0.00	0.00	0.00	0.00	0.00	0.00	0.00	0.00
Hanger	0.00	0.00	0.00	0.00	0.00	0.00	0.00	0.00	0.00	0.00	0.00	0.00	0.00	0.00	0.00
Ramp	0.00	0.00	0.00	0.00	0.00	0.00	0.00	0.00	0.00	0.00	0.00	0.00	0.00	0.00	0.00
Land With Oil Companies	0.00	0.00	0.00	0.00	0.00	0.00	0.00	0.00	0.00	0.00	0.00	0.00	0.00	0.00	0.00
Other 1	0.00	0.00	0.00	0.00	0.00	0.00	0.00	0.00	0.00	0.00	0.00	0.00	0.00	0.00	0.00
Other 2	0.00	0.00	0.00	0.00	0.00	0.00	0.00	0.00	0.00	0.00	0.00	0.00	0.00	0.00	0.00

136-

*(Handwritten Signature)*



**Form F4: Historical and projected capacity of Airport (Only for AO)**

Financial Year	2009-2010	2010-2011	2011-2012	2012-2013	2013-2014	2014-2015	2015-2016	2016-2017	2017-2018	2018-2019	2019-2020	2020-2021
Passenger Terminal Capacity (International) - Declared Peak Hour Capacity	NA	NA	NA	NA	NA	NA	NA	NA	NA	NA	NA	NA
Passenger Terminal Capacity (International) - Declared Annual Capacity	NA	NA	NA	NA	NA	NA	NA	NA	NA	NA	NA	NA
Passenger Terminal Capacity (International) - Declared Peak Hour Capacity	NA	NA	NA	NA	NA	NA	NA	NA	NA	NA	NA	NA
Passenger Terminal Capacity (International) - Declared Annual Capacity	NA	NA	NA	NA	NA	NA	NA	NA	NA	NA	NA	NA
Passenger Terminal Capacity (Domestic) - Declared Peak Hour Capacity	NA	NA	NA	NA	NA	NA	NA	NA	NA	NA	NA	NA

-134-



Financial Year	2009-2010	2010-2011	2011-2012	2012-2013	2013-2014	2014-2015	2015-2016	2016-2017	2017-2018	2018-2019	2019-2020	2020-2021
Passenger Terminal Capacity (Domestic) - Declared Annual Capacity	NA	NA	NA	NA	NA	NA	NA	NA	NA	NA	NA	NA
Passenger Terminal Capacity (Domestic) - Declared Peak Hour Capacity	NA	NA	NA	NA	NA	NA	NA	NA	NA	NA	NA	NA
Passenger Terminal Capacity (Domestic) - Declared Annual Capacity	NA	NA	NA	NA	NA	NA	NA	NA	NA	NA	NA	NA
Cargo Terminal Capacity - Declared Peak Hour Capacity	NA	NA	NA	NA	NA	NA	NA	NA	NA	NA	NA	NA
Cargo Terminal Capacity - Declared Annual Capacity	NA	NA	NA	NA	NA	NA	NA	NA	NA	NA	NA	NA
Cargo Terminal Capacity - Declared	NA	NA	NA	NA	NA	NA	NA	NA	NA	NA	NA	NA

-138-

*SR*



Financial Year	2009-2010	2010-2011	2011-2012	2012-2013	2013-2014	2014-2015	2015-2016	2016-2017	2017-2018	2018-2019	2019-2020	2020-2021
Peak Hour Capacity												
Cargo Terminal Capacity - Declared Annual Capacity	NA	NA	NA	NA	NA	NA	NA	NA	NA	NA	NA	NA
Cargo Terminal Capacity (Domestic Outbound) - Declared Peak Hour Capacity	NA	NA	NA	NA	NA	NA	NA	NA	NA	NA	NA	NA
Cargo Terminal Capacity (Domestic Outbound) - Declared Annual Capacity	NA	NA	NA	NA	NA	NA	NA	NA	NA	NA	NA	NA
Cargo Terminal Capacity (Domestic Inbound) - Declared Peak Hour Capacity	NA	NA	NA	NA	NA	NA	NA	NA	NA	NA	NA	NA
Cargo Terminal Capacity (Domestic Inbound) - Declared	NA	NA	NA	NA	NA	NA	NA	NA	NA	NA	NA	NA

+ 139 -





Financial Year	2009-2010	2010-2011	2011-2012	2012-2013	2013-2014	2014-2015	2015-2016	2016-2017	2017-2018	2018-2019	2019-2020	2020-2021
Annual Capacity												
Runway Capacity (International) - Declared Peak Hour Capacity	NA	NA	NA	NA	NA	NA	NA	NA	NA	NA	NA	NA
Runway Capacity (International) - Declared Annual Capacity	NA	NA	NA	NA	NA	NA	NA	NA	NA	NA	NA	NA
Runway Capacity (Domestic) - Declared Peak Hour Capacity	NA	NA	NA	NA	NA	NA	NA	NA	NA	NA	NA	NA
Runway Capacity (Domestic) - Declared Annual Capacity	NA	NA	NA	NA	NA	NA	NA	NA	NA	NA	NA	NA
Other Infrastructure Capacities - X-BIS	NA	NA	NA	NA	NA	NA	NA	NA	NA	NA	NA	NA
Other Infrastructure Capacities - IN LINE X-BIS	NA	NA	NA	NA	NA	NA	NA	NA	NA	NA	NA	NA
Other Infrastructure	NA	NA	NA	NA	NA	NA	NA	NA	NA	NA	NA	NA

- 140 -

82



Financial Year	2009-2010	2010-2011	2011-2012	2012-2013	2013-2014	2014-2015	2015-2016	2016-2017	2017-2018	2018-2019	2019-2020	2020-2021
Capacities - FIDS												
Other Infrastructure Capacities - PA SYSTEM	NA	NA	NA	NA	NA	NA	NA	NA	NA	NA	NA	NA
Other Infrastructure Capacities - CCTV	NA	NA	NA	NA	NA	NA	NA	NA	NA	NA	NA	NA
Other Infrastructure Capacities - Parking Bays	NA	NA	NA	NA	NA	NA	NA	NA	NA	NA	NA	NA
Other Infrastructure Capacities - Hangers	NA	NA	NA	NA	NA	NA	NA	NA	NA	NA	NA	NA
Other Infrastructure Capacities - Baggage Retrieval Systems	NA	NA	NA	NA	NA	NA	NA	NA	NA	NA	NA	NA
Other Infrastructure Capacities - Car Paking (Space In Sq.MTR)	NA	NA	NA	NA	NA	NA	NA	NA	NA	NA	NA	NA

-141-



**Form F4: Historical and projected cash flow statement (Only for ISP)**

Financial Year	2014-2015	2015-2016	2016-2017	2017-2018	2018-2019	2019-2020	2020-2021
Net Profit Before Taxation	192328993.00	109388325.00	110654195.00	147789127.00	232631660.00	268967812.00	304327949.00
Depreciation And Amortisation	59903715.00	44108092.00	49401063.00	52461116.00	47554672.00	44902906.00	47118551.00
Loss / (Profit) On Sales Of Assets(net)	0.00	0.00	0.00	0.00	0.00	0.00	0.00
Interest Income	0.00	0.00	0.00	0.00	0.00	0.00	0.00
Provision –Additions (write Back) Net	0.00	0.00	0.00	0.00	0.00	0.00	0.00
Operating Profit Before Working Capital Changes	252232708.00	153496417.00	160055258.00	200250243.00	280186332.00	313870718.00	351446500.00
Decrease/ Increase In Trade Receivables	-23343747.00	-15879264.00	-74208311.00	-104578222.00	-58576157.00	-47176098.00	0.00
Decrease/ Increase In Inventories	0.00	0.00	0.00	0.00	0.00	0.00	0.00
Decrease/ Increase In Cash And Bank Balance	-6681916.00	-9822416.00	-10509985.00	-11245684.00	-12032882.00	-12875183.00	0.00
Decrease/ Increase In Loans And Advances	-14426550.00	-38147389.00	-47455393.00	-81467916.00	-109376396.00	-146962049.00	0.00
Decrease/ Increase In Sundry Creditors	2461566.00	2584644.00	2713877.00	2849570.00	2992049.00	3141651.00	0.00
Decrease/ Increase In Provisions	705094.00	740349.00	777366.00	816235.00	857046.00	899898.00	0.00
Net Cash Flow From Operating Activities	210947155.00	92972341.00	31372812.00	6624226.00	104049992.00	110898937.00	351446500.00
Purchase Of Fixed Assets	0.00	0.00	0.00	0.00	0.00	0.00	0.00
Decrease In WIP Assets	0.00	0.00	0.00	0.00	0.00	0.00	0.00
Cash From Investing Activities	0.00	0.00	0.00	0.00	0.00	0.00	0.00
Decrease In Share	0.00	0.00	0.00	0.00	0.00	0.00	0.00

-142-

*[Handwritten Signature]*



Financial Year	2014-2015	2015-2016	2016-2017	2017-2018	2018-2019	2019-2020	2020-2021
Capital							
Cash Flow From Financing Activities	0.00	0.00	0.00	0.00	0.00	0.00	0.00
Net Change In Cash And Cash Equivalents	210947155.00	92972341.00	31372812.00	6624226.00	104049992.00	110898937.00	351446500.00
Cash And Cash Equivalents At The Beginning Of The Period	0.00	0.00	0.00	0.00	0.00	0.00	0.00
Cash And Cash Equivalents At The End Of The Period	0.00	0.00	0.00	0.00	0.00	0.00	0.00

- 148 -



**Form F5: Cost of Equity and Post-tax FRoR Forecast**

Financial Year	2014-2015	2015-2016	2016-2017	2017-2018	2018-2019	2019-2020	2020-2021
Gearing Low	0.00	0.00	0.00	0.00	0.00	0.00	0.00
Gearing High	0.00	0.00	0.00	0.00	0.00	0.00	0.00
Gearing Point Estimate	0.00	0.00	0.00	0.00	0.00	0.00	0.00
Pre Tax Cost Of Debt Low	0.00	0.00	0.00	0.00	0.00	0.00	0.00
Pre Tax Cost Of Debt High	0.00	0.00	0.00	0.00	0.00	0.00	0.00
Pre Tax Cost Of Debt Point Estimate	0.00	0.00	0.00	0.00	0.00	0.00	0.00
Risk Free Rate Low	0.00	0.00	0.00	0.00	0.00	0.00	0.00
Risk Free Rate High	0.00	0.00	0.00	0.00	0.00	0.00	0.00
Risk Free Rate Point Estimate	0.00	0.00	0.00	0.00	0.00	0.00	0.00
Equity Risk Premium Low	0.00	0.00	0.00	0.00	0.00	0.00	0.00
Equity Risk Premium High	0.00	0.00	0.00	0.00	0.00	0.00	0.00
Equity Risk Premium Point Estimate	0.00	0.00	0.00	0.00	0.00	0.00	0.00
Beta Low	0.00	0.00	0.00	0.00	0.00	0.00	0.00
Beta High	0.00	0.00	0.00	0.00	0.00	0.00	0.00
Beta Point Estimate	0.00	0.00	0.00	0.00	0.00	0.00	0.00
Post Tax Cost Of Equity Low	0.00	0.00	0.00	0.00	0.00	0.00	0.00
Post Tax Cost Of Equity High	0.00	0.00	0.00	0.00	0.00	0.00	0.00
Post Tax Cost Of Equity Point Estimate	0.00	0.00	0.00	0.00	0.00	0.00	0.00
Post Tax Fror Low	0.00	0.00	0.00	0.00	0.00	0.00	0.00
Post Tax Fror High	0.00	0.00	0.00	0.00	0.00	0.00	0.00
Post Tax Fror Point Estimate	0.00	0.00	0.00	0.00	0.00	0.00	0.00

-14-

*Signature*



-145-



**Form F6(a): Loan Master**

Financial Year	2014-2015	2015-2016	2016-2017	2017-2018	2018-2019	2019-2020	2020-2021
Repayments During The Year	2090934.00	12614948.00	11764704.00	23529414.00	0.00	0.00	0.00
Interest Payment During The Year	2925000.00	2802680.00	2064706.00	1376471.00	0.00	0.00	0.00
Outstanding At The End Of The Year	47909066.00	35294118.00	23529414.00	0.00	0.00	0.00	0.00
Repayments During The Year	0.00	0.00	0.00	0.00	0.00	0.00	0.00
Interest Payment During The Year	0.00	0.00	0.00	0.00	0.00	0.00	0.00
Outstanding At The End Of The Year	0.00	0.00	0.00	0.00	0.00	0.00	0.00
Particulars	0.00	0.00	0.00	0.00	0.00	0.00	0.00
Source	0.00	0.00	0.00	0.00	0.00	0.00	0.00
Type Of Loan	PS	PS	PS	PS	PS	PS	PS
Project	0.00	0.00	0.00	0.00	0.00	0.00	0.00
Total Loan Sanctioned	0.00	0.00	0.00	0.00	0.00	0.00	0.00
Loan Tenure	0.00	0.00	0.00	0.00	0.00	0.00	0.00
Interest Type	Fixed	Fixed	Fixed	Fixed	Fixed	Fixed	Fixed
Rate Of Interest	0.00	0.00	0.00	0.00	0.00	0.00	0.00
Base Rate	0.00	0.00	0.00	0.00	0.00	0.00	0.00
Margin	0.00	0.00	0.00	0.00	0.00	0.00	0.00
Caps Or Floor Chk	Yes	Yes	Yes	Yes	Yes	Yes	Yes
Caps Or Floor	0.00	0.00	0.00	0.00	0.00	0.00	0.00
Moratorium Period	0.00	0.00	0.00	0.00	0.00	0.00	0.00
Moratorium Effective From	2016-03-24	2016-03-24	2016-03-24	2016-03-24	2016-03-24	2016-03-24	2016-03-24
Repayment Period	0.00	0.00	0.00	0.00	0.00	0.00	0.00
Repayment Start Date	2016-03-24	2016-03-24	2016-03-24	2016-03-24	2016-03-24	2016-03-24	2016-03-24
Repayment Frequency	0.00	0.00	0.00	0.00	0.00	0.00	0.00
Arrangement Fees	0.00	0.00	0.00	0.00	0.00	0.00	0.00
Outstanding Loan	0.00	0.00	0.00	0.00	0.00	0.00	0.00
Other Terms	0.00	0.00	0.00	0.00	0.00	0.00	0.00

- 146 -



Financial Year	2014-2015	2015-2016	2016-2017	2017-2018	2018-2019	2019-2020	2020-2021
----------------	-----------	-----------	-----------	-----------	-----------	-----------	-----------

- 147 -





**Form F6(b): Summary Statement of Interest and Finance Charges**

Financial Year	2014-2015	2015-2016	2016-2017	2017-2018	2018-2019	2019-2020	2020-2021
Government Loans	0.00	0.00	0.00	0.00	0.00	0.00	0.00
Bonds	0.00	0.00	0.00	0.00	0.00	0.00	0.00
Foreign Currency Note Or Credit	0.00	0.00	0.00	0.00	0.00	0.00	0.00
Debentures	0.00	0.00	0.00	0.00	0.00	0.00	0.00
Other Interest Charges 1	0.00	0.00	0.00	0.00	0.00	0.00	0.00
Other Interest Charges 2	0.00	0.00	0.00	0.00	0.00	0.00	0.00
Total Interest Charges On Government Loans	0.00	0.00	0.00	0.00	0.00	0.00	0.00
Secured	5474104.00	3401594.00	2673511.00	1996157.00	131655.00	144821.00	159303.00
Other Secured Interest 1	0.00	0.00	0.00	0.00	0.00	0.00	0.00
Other Secured Interest 2	0.00	0.00	0.00	0.00	0.00	0.00	0.00
Unsecured	0.00	0.00	0.00	0.00	0.00	0.00	0.00
Other Unsecured Interest 1	0.00	0.00	0.00	0.00	0.00	0.00	0.00
Other Unsecured Interest 2	0.00	0.00	0.00	0.00	0.00	0.00	0.00
Total Interest On Long Term Loans	5474104.00	3401594.00	2673511.00	1996157.00	131655.00	144821.00	159303.00
Cost Of Raising Finance And Bank Charges On Project Loans	0.00	0.00	0.00	0.00	0.00	0.00	0.00
Grand Total Of Interest And Finance Charges	5474104.00	3401594.00	2673511.00	1996157.00	131655.00	144821.00	159303.00
Less Interest And Finance Charges Capitalised	0.00	0.00	0.00	0.00	0.00	0.00	0.00

-148-

82



Financial Year	2014-2015	2015-2016	2016-2017	2017-2018	2018-2019	2019-2020	2020-2021
Net Total Of Interest And Finance Charges Project Related Loans	0.00	0.00	0.00	0.00	0.00	0.00	0.00
Interest On Working Capital Loans	0.00	0.00	0.00	0.00	0.00	0.00	0.00
Other Interest Charges	0.00	0.00	0.00	0.00	0.00	0.00	0.00
Total Interest And Finance Charges Chargable To PI Account	0.00	0.00	0.00	0.00	0.00	0.00	0.00

-149-



**Form F6 (c): Contributions , Grants and subsidies Master**

**Contributions**

**Sl. No. 1**

Financial Year	2016-2017	2017-2018	2018-2019	2019-2020	2020-2021
Source	0.00				
Total Amount	0.00				
Opening Balance	0.00	0.00	0.00	0.00	0.00
Additions	0.00	0.00	0.00	0.00	0.00
Closing Balance	0.00	0.00	0.00	0.00	0.00

**Sl. No. 2**

Financial Year	2016-2017	2017-2018	2018-2019	2019-2020	2020-2021
Source	0.00				
Total Amount	0.00				
Opening Balance	0.00	0.00	0.00	0.00	0.00
Additions	0.00	0.00	0.00	0.00	0.00
Closing Balance	0.00	0.00	0.00	0.00	0.00

**Sl. No. 3**

Financial Year	2016-2017	2017-2018	2018-2019	2019-2020	2020-2021
Source	0.00				
Total Amount	0.00				
Opening Balance	0.00	0.00	0.00	0.00	0.00
Additions	0.00	0.00	0.00	0.00	0.00
Closing Balance	0.00	0.00	0.00	0.00	0.00

**Sl. No. 4**

Financial Year	2016-2017	2017-2018	2018-2019	2019-2020	2020-2021
Source	0.00				
Total Amount	0.00				
Opening Balance	0.00	0.00	0.00	0.00	0.00
Additions	0.00	0.00	0.00	0.00	0.00
Closing Balance	0.00	0.00	0.00	0.00	0.00

-150-



**Grants**

**Sl. No. 1**

Financial Year	2016-2017	2017-2018	2018-2019	2019-2020	2020-2021
Source	0.00				
Total Amount	0.00				
Opening Balance	0.00	0.00	0.00	0.00	0.00
Additions	0.00	0.00	0.00	0.00	0.00
Closing Balance	0.00	0.00	0.00	0.00	0.00

**Sl. No. 2**

Financial Year	2016-2017	2017-2018	2018-2019	2019-2020	2020-2021
Source	0.00				
Total Amount	0.00				
Opening Balance	0.00	0.00	0.00	0.00	0.00
Additions	0.00	0.00	0.00	0.00	0.00
Closing Balance	0.00	0.00	0.00	0.00	0.00

**Sl. No. 3**

Financial Year	2016-2017	2017-2018	2018-2019	2019-2020	2020-2021
Source	0.00				
Total Amount	0.00				
Opening Balance	0.00	0.00	0.00	0.00	0.00
Additions	0.00	0.00	0.00	0.00	0.00
Closing Balance	0.00	0.00	0.00	0.00	0.00

**Sl. No. 4**

Financial Year	2016-2017	2017-2018	2018-2019	2019-2020	2020-2021
Source	0.00				
Total Amount	0.00				
Opening Balance	0.00	0.00	0.00	0.00	0.00
Additions	0.00	0.00	0.00	0.00	0.00
Closing Balance	0.00	0.00	0.00	0.00	0.00

**Subsidies**

**Sl. No. 1**



-151-

*JP*

Financial Year	2016-2017	2017-2018	2018-2019	2019-2020	2020-2021
Source	0.00				
Total Amount	0.00				
Opening Balance	0.00	0.00	0.00	0.00	0.00
Additions	0.00	0.00	0.00	0.00	0.00
Closing Balance	0.00	0.00	0.00	0.00	0.00

**Sl. No. 2**

Financial Year	2016-2017	2017-2018	2018-2019	2019-2020	2020-2021
Source	0.00				
Total Amount	0.00				
Opening Balance	0.00	0.00	0.00	0.00	0.00
Additions	0.00	0.00	0.00	0.00	0.00
Closing Balance	0.00	0.00	0.00	0.00	0.00

**Sl. No. 3**

Financial Year	2016-2017	2017-2018	2018-2019	2019-2020	2020-2021
Source	0.00				
Total Amount	0.00				
Opening Balance	0.00	0.00	0.00	0.00	0.00
Additions	0.00	0.00	0.00	0.00	0.00
Closing Balance	0.00	0.00	0.00	0.00	0.00

**Sl. No. 4**

Financial Year	2016-2017	2017-2018	2018-2019	2019-2020	2020-2021
Source	0.00				
Total Amount	0.00				
Opening Balance	0.00	0.00	0.00	0.00	0.00
Additions	0.00	0.00	0.00	0.00	0.00
Closing Balance	0.00	0.00	0.00	0.00	0.00

-152-

8c



**Form F8(a): Format for providing asset-wise information of stakeholder contributions**

**Grant**

**Asset A**

Financial Year	2016-2017	2017-2018	2018-2019	2019-2020	2020-2021
Extent Of User Contribution Approved For The Project	0.00				
Year Of Approval	0.00				
Tenure For User Contribution On Collection	0.00				
Actual Accumulated Collection Till Beginning Of Previous Year	0.00				
Accumulated Collection Estimated Till Beginning Of First Tariff Year	0.00				
Total Collection Proposed For The Year	0.00	0.00	0.00	0.00	0.00

**Asset B**

Financial Year	2016-2017	2017-2018	2018-2019	2019-2020	2020-2021
Extent Of User Contribution Approved For The Project	0.00				
Year Of Approval	0.00				
Tenure For User Contribution On Collection	0.00				
Actual Accumulated Collection Till Beginning Of Previous Year	0.00				
Accumulated Collection Estimated Till Beginning Of First Tariff Year	0.00				
Total Collection Proposed For The Year	0.00	0.00	0.00	0.00	0.00

**Other 1**

--	--	--	--	--	--

-158-

*[Handwritten Signature]*



Financial Year	2016-2017	2017-2018	2018-2019	2019-2020	2020-2021
Extent Of User Contribution Approved For The Project	0.00				
Year Of Approval	0.00				
Tenure For User Contribution On Collection	0.00				
Actual Accumulated Collection Till Beginning Of Previous Year	0.00				
Accumulated Collection Estimated Till Beginning Of First Tariff Year	0.00				
Total Collection Proposed For The Year	0.00	0.00	0.00	0.00	0.00

**Other 2**

Financial Year	2016-2017	2017-2018	2018-2019	2019-2020	2020-2021
Extent Of User Contribution Approved For The Project	0.00				
Year Of Approval	0.00				
Tenure For User Contribution On Collection	0.00				
Actual Accumulated Collection Till Beginning Of Previous Year	0.00				
Accumulated Collection Estimated Till Beginning Of First Tariff Year	0.00				
Total Collection Proposed For The Year	0.00	0.00	0.00	0.00	0.00

**Other 3**

Financial Year	2016-2017	2017-2018	2018-2019	2019-2020	2020-2021
Extent Of User Contribution Approved For The Project	0.00				
Year Of Approval	0.00				
Tenure For User Contribution	0.00				

-154-

*JS*



On Collection					
Actual Accumulated Collection Till Beginning Of Previous Year	0.00				
Accumulated Collection Estimated Till Beginning Of First Tariff Year	0.00				
Total Collection Proposed For The Year	0.00	0.00	0.00	0.00	0.00

**Other 4**

Financial Year	2016-2017	2017-2018	2018-2019	2019-2020	2020-2021
Extent Of User Contribution Approved For The Project	0.00				
Year Of Approval	0.00				
Tenure For User Contribution On Collection	0.00				
Actual Accumulated Collection Till Beginning Of Previous Year	0.00				
Accumulated Collection Estimated Till Beginning Of First Tariff Year	0.00				
Total Collection Proposed For The Year	0.00	0.00	0.00	0.00	0.00

**Other 5**

Financial Year	2016-2017	2017-2018	2018-2019	2019-2020	2020-2021
Extent Of User Contribution Approved For The Project	0.00				
Year Of Approval	0.00				
Tenure For User Contribution On Collection	0.00				
Actual Accumulated Collection Till Beginning Of Previous Year	0.00				
Accumulated Collection	0.00				



-155-



Estimated Till Beginning Of First Tariff Year					
Total Collection Proposed For The Year	0.00	0.00	0.00	0.00	0.00

**Development Fee**

**Asset C**

Financial Year	2016-2017	2017-2018	2018-2019	2019-2020	2020-2021
Extent Of User Contribution Approved For The Project	0.00				
Year Of Approval	0.00				
Tenure For User Contribution On Collection	0.00				
Actual Accumulated Collection Till Beginning Of Previous Year	0.00				
Accumulated Collection Estimated Till Beginning Of First Tariff Year	0.00				
Total Collection Proposed For The Year	0.00	0.00	0.00	0.00	0.00

**Other 6**

Financial Year	2016-2017	2017-2018	2018-2019	2019-2020	2020-2021
Extent Of User Contribution Approved For The Project	0.00				
Year Of Approval	0.00				
Tenure For User Contribution On Collection	0.00				
Actual Accumulated Collection Till Beginning Of Previous Year	0.00				
Accumulated Collection Estimated Till Beginning Of First Tariff Year	0.00				
Total Collection Proposed For	0.00	0.00	0.00	0.00	0.00

-156-

*(Handwritten signature)*



The Year					
----------	--	--	--	--	--

**Other 7**

Financial Year	2016-2017	2017-2018	2018-2019	2019-2020	2020-2021
Extent Of User Contribution Approved For The Project	0.00				
Year Of Approval	0.00				
Tenure For User Contribution On Collection	0.00				
Actual Accumulated Collection Till Beginning Of Previous Year	0.00				
Accumulated Collection Estimated Till Beginning Of First Tariff Year	0.00				
Total Collection Proposed For The Year	0.00	0.00	0.00	0.00	0.00

**Other 8**

Financial Year	2016-2017	2017-2018	2018-2019	2019-2020	2020-2021
Extent Of User Contribution Approved For The Project	0.00				
Year Of Approval	0.00				
Tenure For User Contribution On Collection	0.00				
Actual Accumulated Collection Till Beginning Of Previous Year	0.00				
Accumulated Collection Estimated Till Beginning Of First Tariff Year	0.00				
Total Collection Proposed For The Year	0.00	0.00	0.00	0.00	0.00

**Other 9**

Financial Year	2016-2017	2017-2018	2018-2019	2019-2020	2020-2021
Extent Of User Contribution Approved For The Project	0.00				

4/58

*Handwritten signature*



Year Of Approval	0.00				
Tenure For User Contribution On Collection	0.00				
Actual Accumulated Collection Till Beginning Of Previous Year	0.00				
Accumulated Collection Estimated Till Beginning Of First Tariff Year	0.00				
Total Collection Proposed For The Year	0.00	0.00	0.00	0.00	0.00

**Other 10**

Financial Year	2016-2017	2017-2018	2018-2019	2019-2020	2020-2021
Extent Of User Contribution Approved For The Project	0.00				
Year Of Approval	0.00				
Tenure For User Contribution On Collection	0.00				
Actual Accumulated Collection Till Beginning Of Previous Year	0.00				
Accumulated Collection Estimated Till Beginning Of First Tariff Year	0.00				
Total Collection Proposed For The Year	0.00	0.00	0.00	0.00	0.00

-158-

*Handwritten signature*



**Form F8(b): Format for providing proposed exclusions from Regulatory Asset Base (RAB)**

Asset Name	NA	NA	NA	NA	NA	NA	NA
Book Value	0.00	0.00	0.00	0.00	0.00	0.00	0.00
Accumulated Depreciation	0.00	0.00	0.00	0.00	0.00	0.00	0.00
Justification For Exclusion	NA	NA	NA	NA	NA	NA	NA
Any Land Associated With Asset	NA	NA	NA	NA	NA	NA	NA
Details Of Land	NA	NA	NA	NA	NA	NA	NA

-159-



**Form F14(a): Annual Tariff Proposal for Tariff Year T-Format for providing information on EMAY**

Financial Year	2014-2015	2015-2016	2016-2017	2017-2018	2018-2019	2019-2020	2020-2021
Yield Per Unit	37086.00	28125.00	28720.00	32381.00	36507.00	39403.00	42531.00
Error Correction Term (from Year T-2)	26960.00	25474.00	28720.00	32380.00	36507.00	39403.00	42531.00
Estimated Maximum Allowed Yeild (EMAY)	0.00	0.00	0.00	0.00	0.00	0.00	0.00

-160-

88



**Form F14(b)-Cargo Domestic**

**Domestic Outbound Cargo Terminal Storage And Processing Charges**

Year	2016-2017		2017-2018		2018-2019		2019-2020		2020-2021	
Rate	Rate in Rupees per Kilogram	Minimum rate per AWB	Rate in Rupees per Kilogram	Minimum rate per AWB	Rate in Rupees per Kilogram	Minimum rate per AWB	Rate in Rupees per Kilogram	Minimum rate per AWB	Rate in Rupees per Kilogram	Minimum rate per AWB
General Type	0.00	0.00	0.00	0.00	0.00	0.00	0.00	0.00	0.00	0.00
Special/Sensitive Cargo	0.00	0.00	0.00	0.00	0.00	0.00	0.00	0.00	0.00	0.00
Pharma Items	0.00	0.00	0.00	0.00	0.00	0.00	0.00	0.00	0.00	0.00
Live Animals	0.00	0.00	0.00	0.00	0.00	0.00	0.00	0.00	0.00	0.00
Hazardous Dangerous Goods	0.00	0.00	0.00	0.00	0.00	0.00	0.00	0.00	0.00	0.00
Valuable Goods	0.00	0.00	0.00	0.00	0.00	0.00	0.00	0.00	0.00	0.00
Perishable	0.00	0.00	0.00	0.00	0.00	0.00	0.00	0.00	0.00	0.00
Newspaper And Tv Reel Consignments	0.00	0.00	0.00	0.00	0.00	0.00	0.00	0.00	0.00	0.00
Human Remains, Coffin Including Unaccompanied Baggage Of Deceased And Human Eyes Etc.	0.00	0.00	0.00	0.00	0.00	0.00	0.00	0.00	0.00	0.00
Others	0.00	0.00	0.00	0.00	0.00	0.00	0.00	0.00	0.00	0.00

**Domestic Outbound Cargo Demurrage Charges**

Year	2016-2017		2017-2018		2018-2019		2019-2020		2020-2021	
Rate	Rate in Rupees per Kilogram	Minimum rate per AWB	Rate in Rupees per Kilogram	Minimum rate per AWB	Rate in Rupees per Kilogram	Minimum rate per AWB	Rate in Rupees per Kilogram	Minimum rate per AWB	Rate in Rupees per Kilogram	Minimum rate per AWB
General Type	0.00	0.00	0.00	0.00	0.00	0.00	0.00	0.00	0.00	0.00
Special/Sensitive Cargo	0.00	0.00	0.00	0.00	0.00	0.00	0.00	0.00	0.00	0.00

-19/-

*[Handwritten Signature]*



Year	2016-2017		2017-2018		2018-2019		2019-2020		2020-2021	
Pharma Items	0.00	0.00	0.00	0.00	0.00	0.00	0.00	0.00	0.00	0.00
Live Animals	0.00	0.00	0.00	0.00	0.00	0.00	0.00	0.00	0.00	0.00
Hazardous Dangerous Goods	0.00	0.00	0.00	0.00	0.00	0.00	0.00	0.00	0.00	0.00
Valuable Goods	0.00	0.00	0.00	0.00	0.00	0.00	0.00	0.00	0.00	0.00
Perishable	0.00	0.00	0.00	0.00	0.00	0.00	0.00	0.00	0.00	0.00
Newspaper And Tv Reel Consignments	0.00	0.00	0.00	0.00	0.00	0.00	0.00	0.00	0.00	0.00
Human Remains, Coffin Including Unaccompanied Baggage Of Deceased And Human Eyes Etc.	0.00	0.00	0.00	0.00	0.00	0.00	0.00	0.00	0.00	0.00
Others	0.00	0.00	0.00	0.00	0.00	0.00	0.00	0.00	0.00	0.00

**Domestic Inbound Cargo Terminal Storage And Processing Charges**

Year	2016-2017		2017-2018		2018-2019		2019-2020		2020-2021	
Rate	Rate in Rupees per Kilogram	Minimum rate per AWB	Rate in Rupees per Kilogram	Minimum rate per AWB	Rate in Rupees per Kilogram	Minimum rate per AWB	Rate in Rupees per Kilogram	Minimum rate per AWB	Rate in Rupees per Kilogram	Minimum rate per AWB
General Type	0.00	0.00	0.00	0.00	0.00	0.00	0.00	0.00	0.00	0.00
Special/Sensitive Cargo	0.00	0.00	0.00	0.00	0.00	0.00	0.00	0.00	0.00	0.00
Pharma Items	0.00	0.00	0.00	0.00	0.00	0.00	0.00	0.00	0.00	0.00
Live Animals	0.00	0.00	0.00	0.00	0.00	0.00	0.00	0.00	0.00	0.00
Hazardous Dangerous Goods	0.00	0.00	0.00	0.00	0.00	0.00	0.00	0.00	0.00	0.00
Valuable Goods	0.00	0.00	0.00	0.00	0.00	0.00	0.00	0.00	0.00	0.00
Perishable	0.00	0.00	0.00	0.00	0.00	0.00	0.00	0.00	0.00	0.00
Newspaper And Tv Reel	0.00	0.00	0.00	0.00	0.00	0.00	0.00	0.00	0.00	0.00

-162-

SR



Year	2016-2017		2017-2018		2018-2019		2019-2020		2020-2021	
Consignments										
Human Remains, Coffin Including Unaccompanied Baggage Of Deceased And Human Eyes Etc.	0.00	0.00	0.00	0.00	0.00	0.00	0.00	0.00	0.00	0.00
Others	0.00	0.00	0.00	0.00	0.00	0.00	0.00	0.00	0.00	0.00

**Domestic Inbound Cargo Demurrage Charges**

Year	2016-2017		2017-2018		2018-2019		2019-2020		2020-2021	
Rate	Rate in Rupees per Kilogram	Minimum rate per AWB	Rate in Rupees per Kilogram	Minimum rate per AWB	Rate in Rupees per Kilogram	Minimum rate per AWB	Rate in Rupees per Kilogram	Minimum rate per AWB	Rate in Rupees per Kilogram	Minimum rate per AWB
General Type	0.00	0.00	0.00	0.00	0.00	0.00	0.00	0.00	0.00	0.00
Special/Sensitive Cargo	0.00	0.00	0.00	0.00	0.00	0.00	0.00	0.00	0.00	0.00
Pharma Items	0.00	0.00	0.00	0.00	0.00	0.00	0.00	0.00	0.00	0.00
Live Animals	0.00	0.00	0.00	0.00	0.00	0.00	0.00	0.00	0.00	0.00
Hazardous Dangerous Goods	0.00	0.00	0.00	0.00	0.00	0.00	0.00	0.00	0.00	0.00
Valuable Goods	0.00	0.00	0.00	0.00	0.00	0.00	0.00	0.00	0.00	0.00
Perishable	0.00	0.00	0.00	0.00	0.00	0.00	0.00	0.00	0.00	0.00
Newspaper And Tv Reel Consignments	0.00	0.00	0.00	0.00	0.00	0.00	0.00	0.00	0.00	0.00
Human Remains, Coffin Including Unaccompanied Baggage Of Deceased And Human Eyes Etc.	0.00	0.00	0.00	0.00	0.00	0.00	0.00	0.00	0.00	0.00
Others	0.00	0.00	0.00	0.00	0.00	0.00	0.00	0.00	0.00	0.00

-163-

*Handwritten signature*





-164-

*[Handwritten signature]*



**Form F14(b)-Cargo International**

2016-2017

Type of Cargo	Rate in Rupees per Kilogram	Minimum rate per AWB
<b>A.</b>	<b>Export Cargo</b>	
<b>A1.</b>	Terminal, Storage and Processing Charges	
A1.1	General	0.00
A1.2	Special Cargo	
a.	- Pharma items	0.00
b)	- Live Animals	0.00
c)	- Hazardous/ Dangerous Goods	0.00
d)	- Valuable Goods**	0.00
e)	- Perishable	0.00
f)	- Newspaper and TV reel consignments	0.00
g)	- Human remains, Coffin including unaccompanied baggage of Deceased and Human Eyes etc.	0.00
<b>A2.</b>	<b>X-Ray Charges</b>	
A2.1	X-Ray Machine charges	0.00
A2.2	X-Ray Certification charges	0.00
A2.3	Certification for Dangerous goods	0.00
<b>A3.</b>	<b>Demurrage Charges----Export Cargo</b>	
A3.1	General	0.00

-165-

*Handwritten signature*



Type of Cargo		Rate in Rupees per Kilogram	Minimum rate per AWB
<b>A3.2</b>	<b>Special Cargo</b>		
a.	- Pharma items	0.00	0.00
b)	- Live Animals	0.00	0.00
c)	- Hazardous/ Dangerous Goods	0.00	0.00
d)	- Valuable Goods**	0.00	0.00
e)	- Perishable	0.00	0.00
f)	- Newspaper and TV reel consignments	0.00	0.00
g)	- Human remains, Coffin including unaccompanied baggage of Deceased and Human Eyes etc.	0.00	0.00
<b>A4.</b>	<b>Cargo Handling Charges</b>		
<b>A4</b>	<b>Palletisation/ Containerisation/Unitisation/Staffing Charges</b>	<b>Rate per Kg</b>	<b>Rate per Pallet</b>
A4.1	General	0.00	0.00
<b>A4.2</b>	<b>Special Cargo</b>		
a.	- Pharma items	0.00	0.00
b)	- Live Animals	0.00	0.00
c)	- Hazardous/ Dangerous Goods	0.00	0.00
d)	- Valuable Goods**	0.00	0.00
e)	- Perishable	0.00	0.00
f)	- Newspaper and TV reel consignments	0.00	0.00
g)	- Human remains, Coffin including	0.00	0.00

-166-

*[Handwritten signature]*



Type of Cargo		Rate in Rupees per Kilogram	Minimum rate per AWB
	unaccompanied baggage of Deceased and Human Eyes etc.		
<b>A5.</b>	Documentation Fees	Rs Per AWB	Minimum per Flight
A5.1	Cargo Documentation fees for Manifesto/filing etc	0.00	0.00
<b>B.</b>	<b>Import Cargo</b>		
<b>B1.</b>	Terminal, Storage and Processing Charges	Rate in Rupees per Kilogram	Minimum rate per AWB
B1.1	General	0.00	0.00
B1.2	Special Cargo		
a.	- Pharma items	0.00	0.00
b)	- Live Animals	0.00	0.00
c)	- Hazardous/ Dangerous Goods	0.00	0.00
d)	- Valuable Goods**	0.00	0.00
e)	- Perishable	0.00	0.00
f)	- Newspaper and TV reel consignments	0.00	0.00
g)	- Human remains, Coffin including unaccompanied baggage of Deceased and Human Eyes etc.	0.00	0.00
<b>B2.</b>	Cargo Handling Charges		
<b>B2.</b>	DePalletisation/ Destaffing/DeContainerisation/DeUnitisation Charges	Rate per Kg	Rate per Pallet
B2.1	General	0.00	0.00
B1.2	Special Cargo		

-167-

*[Handwritten Signature]*



Type of Cargo		Rate in Rupees per Kilogram	Minimum rate per AWB
a.	- Pharma items	0.00	0.00
b)	- Live Animals	0.00	0.00
c)	- Hazardous/ Dangerous Goods	0.00	0.00
d)	- Valuable Goods**	0.00	0.00
e)	- Perishable	0.00	0.00
f)	- Newspaper and TV reel consignments	0.00	0.00
g)	- Human remains, Coffin including unaccompanied baggage of Deceased and Human Eyes etc.	0.00	0.00
<b>B3.</b>	Demurrage Charges----Import Cargo	Rate in Rupees per Kilogram	Minimum rate per AWB
B3.1	General	0.00	0.00
B3.2	Special Cargo		
a.	- Pharma items	0.00	0.00
b)	- Live Animals	0.00	0.00
c)	- Hazardous/ Dangerous Goods	0.00	0.00
d)	- Valuable Goods**	0.00	0.00
e)	- Perishable	0.00	0.00
f)	- Newspaper and TV reel consignments	0.00	0.00
g)	- Human remains, Coffin including unaccompanied baggage of Deceased and Human Eyes etc.	0.00	0.00
C1.1	Courier cargo facilitation	0.00	0.00


- 89 -

*JS*



Type of Cargo		Rate in Rupees per Kilogram	Minimum rate per AWB
C1.2	X-ray charges	0.00	0.00
C1.3	<b>Demurrage Charges</b>		
	- Free Period	0.00	
	- 4th day to 10th day	0.00	
	- 11th day to 20th day	0.00	
	- 21st day to 30th day	0.00	
	- Beyond 30 days	0.00	
<b>C2.</b>	<b>Outcoming Courier Charges -- International</b>	<b>Outbound (Import) PER KG.</b>	<b>MINIMUM Charge per Bag</b>
C2.1	Courier cargo facilitation	0.00	0.00
C2.2	X-ray charges	0.00	0.00
C2.3	<b>Demurrage Charges</b>		
	- Free Period	0.00	
	- day to day	0.00	
	- day to day	0.00	
	- day to day	0.00	
	- Beyond days	0.00	
<b>D.</b>	<b>Transshipment Cargo/Carting</b>	<b>Rate Per Kg</b>	<b>Minimum per AWB</b>
<b>D1.</b>	<b>Transshipment charges-international to international</b>		
D1.1	General Cargo	0.00	0.00
D1.2	Special Cargo/DGR/Valuable/Perishable/Pharma	0.00	0.00

-169-



Type of Cargo		Rate in Rupees per Kilogram	Minimum rate per AWB
D1.3	Documentation Fee	0.00	0.00
<b>D2.</b>	Transshipment charges-international to domestic		
D2.1	General Cargo	0.00	0.00
D2.2	Special/Sensitive Cargo	0.00	0.00
D2.3	DGR/Valuable/Perishable/Pharma	0.00	0.00
D2.4	Documentation Fee	0.00	0.00
<b>D3.</b>	Transshipment charges-domestic to domestic		
D3.1	General Cargo	0.00	0.00
D3.2	Special/Sensitive Cargo	0.00	0.00
D3.3	DGR/Valuable/Perishable/Pharma	0.00	0.00
D3.4	Documentation Fee	0.00	0.00
<b>E.</b>	<b>Customs Cost Recovery Charges</b>	Rate Per Kg.	
E1	components of customs cargo recovery charges	0.00	
<b>F.</b>	<b>EDI/IT Services (GMAX,WIPRO,SITA etc.)</b>	Minimum rate per AWB	
F1	EDI/IT Services (GMAX,WIPRO,SITA etc.)	0.00	
<b>G.</b>	<b>***Others Charges, if any</b>	Minimum rate per Kg/AWB	
G1	Others Charges, if any	0.00	

**2017-2018**

Type of Cargo		Rate in Rupees per Kilogram	Minimum rate per AWB
<b>A.</b>	<b>Export Cargo</b>		

-140-



Type of Cargo	Rate in Rupees per Kilogram	Minimum rate per AWB
<b>A1.</b>	Terminal, Storage and Processing Charges	
A1.1	General	
A1.2	Special Cargo	
a.	- Pharma items	
b)	- Live Animals	
c)	- Hazardous/ Dangerous Goods	
d)	- Valuable Goods**	
e)	- Perishable	
f)	- Newspaper and TV reel consignments	
g)	- Human remains, Coffin including unaccompanied baggage of Deceased and Human Eyes etc.	
<b>A2.</b>	X-Ray Charges	
A2.1	X-Ray Machine charges	
A2.2	X-Ray Certification charges	
A2.3	Certification for Dangerous goods	
<b>A3.</b>	Demurrage Charges----Export Cargo	
A3.1	General	
A3.2	Special Cargo	
a.	- Pharma items	
b)	- Live Animals	
c)	- Hazardous/ Dangerous Goods	

-171-

*[Handwritten Signature]*





Type of Cargo		Rate in Rupees per Kilogram	Minimum rate per AWB
d)	- Valuable Goods**		
e)	- Perishable		
f)	- Newspaper and TV reel consignments		
g)	- Human remains, Coffin including unaccompanied baggage of Deceased and Human Eyes etc.		
<b>A4.</b>	<b>Cargo Handling Charges</b>		
<b>A4</b>	Palletisation/ Containerisation/Unitisation/Staffing Charges	Rate per Kg	Rate per Pallet
A4.1	General		
A4.2	Special Cargo		
a.	- Pharma items		
b)	- Live Animals		
c)	- Hazardous/ Dangerous Goods		
d)	- Valuable Goods**		
e)	- Perishable		
f)	- Newspaper and TV reel consignments		
g)	- Human remains, Coffin including unaccompanied baggage of Deceased and Human Eyes etc.		
<b>A5.</b>	<b>Documentation Fees</b>	<b>Rs Per AWB</b>	<b>Minimum per Flight</b>
A5.1	Cargo Documentation fees for Manifesto/filing etc		

-172-

88



Type of Cargo		Rate in Rupees per Kilogram	Minimum rate per AWB
<b>B.</b>	<b>Import Cargo</b>		
<b>B1.</b>	Terminal, Storage and Processing Charges	Rate in Rupees per Kilogram	Minimum rate per AWB
B1.1	General		
B1.2	Special Cargo		
a.	- Pharma items		
b)	- Live Animals		
c)	- Hazardous/ Dangerous Goods		
d)	- Valuable Goods**		
e)	- Perishable		
f)	- Newspaper and TV reel consignments		
g)	- Human remains, Coffin including unaccompanied baggage of Deceased and Human Eyes etc.		
<b>B2.</b>	<b>Cargo Handling Charges</b>		
<b>B2.</b>	DePalletisation/ Destaffing/DeContainerisation/DeUnitisation Charges	Rate per Kg	Rate per Pallet
B2.1	General		
B1.2	Special Cargo		
a.	- Pharma items		
b)	- Live Animals		
c)	- Hazardous/ Dangerous Goods		
d)	- Valuable Goods**		

-173-

*gk*



Type of Cargo		Rate in Rupees per Kilogram	Minimum rate per AWB
e)	- Perishable		
f)	- Newspaper and TV reel consignments		
g)	- Human remains, Coffin including unaccompanied baggage of Deceased and Human Eyes etc.		
<b>B3.</b>	<b>Demurrage Charges----Import Cargo</b>	<b>Rate in Rupees per Kilogram</b>	<b>Minimum rate per AWB</b>
B3.1	General		
B3.2	Special Cargo		
a.	- Pharma items		
b)	- Live Animals		
c)	- Hazardous/ Dangerous Goods		
d)	- Valuable Goods**		
e)	- Perishable		
f)	- Newspaper and TV reel consignments		
g)	- Human remains, Coffin including unaccompanied baggage of Deceased and Human Eyes etc.		
C1.1	Courier cargo facilitation		
C1.2	X-ray charges		
C1.3	<b>Demurrage Charges</b>		
	- Free Period		
	- 4th day to 10th day		

-174-

*Handwritten signature*



Type of Cargo		Rate in Rupees per Kilogram	Minimum rate per AWB
	- 11th day to 20th day		
	- 21st day to 30th day		
	- Beyond 30 days		
<b>C2.</b>	Outcoming Courier Charges -- International	Outbound (Import) PER KG.	MINIMUM Charge per Bag
C2.1	Courier cargo facilitation		
C2.2	X-ray charges		
C2.3	<b>Demurrage Charges</b>		
	- Free Period		
	- day to day		
	- day to day		
	- day to day		
	- Beyond days		
<b>D.</b>	<b>Transhlpment Cargo/Carting</b>	Rate Per Kg	Minimum per AWB
<b>D1.</b>	Transhlpment charges-international to international		
D1.1	General Cargo		
D1.2	Special Cargo/DGR/Valuable/Perishable/Pharma		
D1.3	Documentation Fee		
<b>D2.</b>	Transhlpment charges-international to domestic		
D2.1	General Cargo		
D2.2	Special/Sensitive Cargo		

-175-

*[Handwritten Signature]*



Type of Cargo		Rate in Rupees per Kilogram	Minimum rate per AWB
D2.3	DGR/Valuable/Perishable/Pharma		
D2.4	Documentation Fee		
<b>D3.</b>	<b>Transshipment charges-domestic to domestic</b>		
D3.1	General Cargo		
D3.2	Special/Sensitive Cargo		
D3.3	DGR/Valuable/Perishable/Pharma		
D3.4	Documentation Fee		
<b>E.</b>	<b>Customs Cost Recovery Charges</b>	Rate Per Kg.	
E1	components of customs cargo recovery charges		
<b>F.</b>	<b>EDI/IT Services (GMAX,WIPRO,SITA etc.)</b>	Minimum rate per AWB	
F1	EDI/IT Services (GMAX,WIPRO,SITA etc.)		
<b>G.</b>	<b>***Others Charges, if any</b>	Minimum rate per Kg/AWB	
G1	Others Charges, if any		

**2018-2019**

Type of Cargo		Rate in Rupees per Kilogram	Minimum rate per AWB
<b>A.</b>	<b>Export Cargo</b>		
<b>A1.</b>	<b>Terminal, Storage and Processing Charges</b>		
A1.1	General		
A1.2	Special Cargo		
a.	- Pharma items		



-176-

Type of Cargo	Rate in Rupees per Kilogram	Minimum rate per AWB
b) - Live Animals		
c) - Hazardous/ Dangerous Goods		
d) - Valuable Goods**		
e) - Perishable		
f) - Newspaper and TV reel consignments		
g) - Human remains, Coffin including unaccompanied baggage of Deceased and Human Eyes etc.		
<b>A2.</b>	<b>X-Ray Charges</b>	
A2.1	X-Ray Machine charges	
A2.2	X-Ray Certification charges	
A2.3	Certification for Dangerous goods	
<b>A3.</b>	<b>Demurrage Charges----Export Cargo</b>	
A3.1	General	
A3.2	<b>Special Cargo</b>	
a.	- Pharma items	
b)	- Live Animals	
c)	- Hazardous/ Dangerous Goods	
d)	- Valuable Goods**	
e)	- Perishable	
f)	- Newspaper and TV reel consignments	
g)	- Human remains, Coffin including	

- 1/14 -

*SW*



Type of Cargo		Rate in Rupees per Kilogram	Minimum rate per AWB
	unaccompanied baggage of Deceased and Human Eyes etc.		
<b>A4.</b>	<b>Cargo Handling Charges</b>		
<b>A4</b>	Palletisation/ Containerisation/Unitisation/Staffing Charges	Rate per Kg	Rate per Pallet
A4.1	General		
A4.2	<b>Special Cargo</b>		
a.	- Pharma items		
b)	- Live Animals		
c)	- Hazardous/ Dangerous Goods		
d)	- Valuable Goods**		
e)	- Perishable		
f)	- Newspaper and TV reel consignments		
g)	- Human remains, Coffin including unaccompanied baggage of Deceased and Human Eyes etc.		
<b>A5.</b>	<b>Documentation Fees</b>	<b>Rs Per AWB</b>	<b>Minimum per Flight</b>
A5.1	Cargo Documentation fees for Manifesto/filing etc		
<b>B.</b>	<b>Import Cargo</b>		
<b>B1.</b>	<b>Terminal, Storage and Processing Charges</b>	<b>Rate in Rupees per Kilogram</b>	<b>Minimum rate per AWB</b>
B1.1	General		
B1.2	Special Cargo		

-178-

SL



Type of Cargo		Rate in Rupees per Kilogram	Minimum rate per AWB
a.	- Pharma items		
b)	- Live Animals		
c)	- Hazardous/ Dangerous Goods		
d)	- Valuable Goods**		
e)	- Perishable		
f)	- Newspaper and TV reel consignments		
g)	- Human remains, Coffin including unaccompanied baggage of Deceased and Human Eyes etc.		
<b>B2.</b>	Cargo Handling Charges		
<b>B2.</b>	DePalletisation/ Destaffing/DeContainerisation/DeUnitisation Charges	Rate per Kg	Rate per Pallet
B2.1	General		
B1.2	Special Cargo		
a.	- Pharma items		
b)	- Live Animals		
c)	- Hazardous/ Dangerous Goods		
d)	- Valuable Goods**		
e)	- Perishable		
f)	- Newspaper and TV reel consignments		
g)	- Human remains, Coffin including unaccompanied baggage of Deceased and		

- 149 -

gl





Type of Cargo		Rate in Rupees per Kilogram	Minimum rate per AWB
	Human Eyes etc.		
<b>B3.</b>	Demurrage Charges----Import Cargo	Rate in Rupees per Kilogram	Minimum rate per AWB
B3.1	General		
B3.2	Special Cargo		
a.	- Pharma items		
b)	- Live Animals		
c)	- Hazardous/ Dangerous Goods		
d)	- Valuable Goods**		
e)	- Perishable		
f)	- Newspaper and TV reel consignments		
g)	- Human remains, Coffin including unaccompanied baggage of Deceased and Human Eyes etc.		
C1.1	Courier cargo facilitation		
C1.2	X-ray charges		
C1.3	<b>Demurrage Charges</b>		
	- Free Period		
	- 4th day to 10th day		
	- 11th day to 20th day		
	- 21st day to 30th day		
	- Beyond 30 days		
<b>C2.</b>	Outcoming Courier Charges -- International	Outbound (Import) PER KG.	MINIMUM Charge per Bag

-180-

82



Type of Cargo		Rate in Rupees per Kilogram	Minimum rate per AWB
C2.1	Courier cargo facilitation		
C2.2	X-ray charges		
C2.3	<b>Demurrage Charges</b>		
	- Free Period		
	- day to day		
	- day to day		
	- day to day		
	- Beyond days		
<b>D.</b>	<b>Transshipment Cargo/Carting</b>	<b>Rate Per Kg</b>	<b>Minimum per AWB</b>
<b>D1.</b>	Transshipment charges-international to international		
D1.1	General Cargo		
D1.2	Special Cargo/DGR/Valuable/Perishable/Pharma		
D1.3	Documentation Fee		
<b>D2.</b>	Transshipment charges-international to domestic		
D2.1	General Cargo		
D2.2	Special/Sensitive Cargo		
D2.3	DGR/Valuable/Perishable/Pharma		
D2.4	Documentation Fee		
<b>D3.</b>	Transshipment charges-domestic to domestic		
D3.1	General Cargo		

-181-

*[Handwritten Signature]*



Type of Cargo		Rate in Rupees per Kilogram	Minimum rate per AWB
D3.2	Special/Sensitive Cargo		
D3.3	DGR/Valuable/Perishable/Pharma		
D3.4	Documentation Fee		
<b>E.</b>	<b>Customs Cost Recovery Charges</b>	Rate Per Kg.	
E1	components of customs cargo recovery charges		
<b>F.</b>	<b>EDI/IT Services (GMAX,WIPRO,SITA etc.)</b>	Minimum rate per AWB	
F1	EDI/IT Services (GMAX,WIPRO,SITA etc.)		
<b>G.</b>	<b>***Others Charges, If any</b>	Minimum rate per Kg/AWB	
G1	Others Charges, if any		

2019-2020

Type of Cargo		Rate in Rupees per Kilogram	Minimum rate per AWB
<b>A.</b>	<b>Export Cargo</b>		
<b>A1.</b>	<b>Terminal, Storage and Processing Charges</b>		
A1.1	General		
A1.2	Special Cargo		
a.	- Pharma items		
b)	- Live Animals		
c)	- Hazardous/ Dangerous Goods		
d)	- Valuable Goods**		
e)	- Perishable		

182-

SL



Type of Cargo		Rate in Rupees per Kilogram	Minimum rate per AWB
f)	- Newspaper and TV reel consignments		
g)	- Human remains, Coffin including unaccompanied baggage of Deceased and Human Eyes etc.		
<b>A2.</b>	X-Ray Charges		
A2.1	X-Ray Machine charges		
A2.2	X-Ray Certification charges		
A2.3	Certification for Dangerous goods		
<b>A3.</b>	Demurrage Charges----Export Cargo		
A3.1	General		
A3.2	Special Cargo		
a.	- Pharma items		
b)	- Live Animals		
c)	- Hazardous/ Dangerous Goods		
d)	- Valuable Goods**		
e)	- Perishable		
f)	- Newspaper and TV reel consignments		
g)	- Human remains, Coffin including unaccompanied baggage of Deceased and Human Eyes etc.		
<b>A4.</b>	Cargo Handling Charges		
<b>A4</b>	Palletisation/ Containerisation/Unitisation/Staffing Charges	Rate per Kg	Rate per Pallet

-183-



Type of Cargo		Rate in Rupees per Kilogram	Minimum rate per AWB
A4.1	General		
A4.2	Special Cargo		
a.	- Pharma items		
b)	- Live Animals		
c)	- Hazardous/ Dangerous Goods		
d)	- Valuable Goods**		
e)	- Perishable		
f)	- Newspaper and TV reel consignments		
g)	- Human remains, Coffin including unaccompanied baggage of Deceased and Human Eyes etc.		
<b>A5.</b>	<b>Documentation Fees</b>	<b>Rs Per AWB</b>	<b>Minimum per Flight</b>
A5.1	Cargo Documentation fees for Manifesto/filing etc		
<b>B.</b>	<b>Import Cargo</b>		
<b>B1.</b>	<b>Terminal, Storage and Processing Charges</b>	<b>Rate in Rupees per Kilogram</b>	<b>Minimum rate per AWB</b>
B1.1	General		
B1.2	Special Cargo		
a.	- Pharma items		
b)	- Live Animals		
c)	- Hazardous/ Dangerous Goods		
d)	- Valuable Goods**		

-184-



Type of Cargo		Rate in Rupees per Kilogram	Minimum rate per AWB
e)	- Perishable		
f)	- Newspaper and TV reel consignments		
g)	- Human remains, Coffin including unaccompanied baggage of Deceased and Human Eyes etc.		
<b>B2.</b>	Cargo Handling Charges		
<b>B2.</b>	DePalletisation/ Destaffing/DeContainerisation/DeUnitisation Charges	Rate per Kg	Rate per Pallet
B2.1	General		
B1.2	Special Cargo		
a.	- Pharma items		
b)	- Live Animals		
c)	- Hazardous/ Dangerous Goods		
d)	- Valuable Goods**		
e)	- Perishable		
f)	- Newspaper and TV reel consignments		
g)	- Human remains, Coffin including unaccompanied baggage of Deceased and Human Eyes etc.		
<b>B3.</b>	Demurrage Charges----Import Cargo	Rate in Rupees per Kilogram	Minimum rate per AWB
B3.1	General		
B3.2	Special Cargo		
a.	- Pharma items		

-185-



Type of Cargo		Rate in Rupees per Kilogram	Minimum rate per AWB
b)	- Live Animals		
c)	- Hazardous/ Dangerous Goods		
d)	- Valuable Goods**		
e)	- Perishable		
f)	- Newspaper and TV reel consignments		
g)	- Human remains, Coffin including unaccompanied baggage of Deceased and Human Eyes etc.		
C1.1	Courier cargo facilitation		
C1.2	X-ray charges		
C1.3	<b>Demurrage Charges</b>		
	- Free Period		
	- 4th day to 10th day		
	- 11th day to 20th day		
	- 21st day to 30th day		
	- Beyond 30 days		
<b>C2.</b>	Outcoming Courier Charges -- International	Outbound (Import) PER KG.	MINIMUM Charge per Bag
C2.1	Courier cargo facilitation		
C2.2	X-ray charges		
C2.3	<b>Demurrage Charges</b>		
	- Free Period		

- 186 -

AS



Type of Cargo	Rate in Rupees per Kilogram	Minimum rate per AWB
- day to day		
- day to day		
- day to day		
- Beyond days		
<b>D.</b>	<b>Transshipment Cargo/Carting</b>	<b>Rate Per Kg</b>
<b>D1.</b>	<b>Transshipment charges-international to international</b>	
D1.1	General Cargo	
D1.2	Special Cargo/DGR/Valuable/Perishable/Pharma	
D1.3	Documentation Fee	
<b>D2.</b>	<b>Transshipment charges-international to domestic</b>	
D2.1	General Cargo	
D2.2	Special/Sensitive Cargo	
D2.3	DGR/Valuable/Perishable/Pharma	
D2.4	Documentation Fee	
<b>D3.</b>	<b>Transshipment charges-domestic to domestic</b>	
D3.1	General Cargo	
D3.2	Special/Sensitive Cargo	
D3.3	DGR/Valuable/Perishable/Pharma	
D3.4	Documentation Fee	
<b>E.</b>	<b>Customs Cost Recovery Charges</b>	<b>Rate Per Kg.</b>

52

-187-





Type of Cargo		Rate in Rupees per Kilogram	Minimum rate per AWB
E1	components of customs cargo recovery charges		
<b>F.</b>	<b>EDI/IT Services (GMAX,WIPRO,SITA etc.)</b>	Minimum rate per AWB	
F1	EDI/IT Services (GMAX,WIPRO,SITA etc.)		
<b>G.</b>	<b>***Others Charges, if any</b>	Minimum rate per Kg/AWB	
G1	Others Charges, if any		

**2020-2021**

Type of Cargo		Rate in Rupees per Kilogram	Minimum rate per AWB
<b>A.</b>	<b>Export Cargo</b>		
<b>A1.</b>	Terminal, Storage and Processing Charges		
A1.1	General		
A1.2	Special Cargo		
a.	- Pharma items		
b)	- Live Animals		
c)	- Hazardous/ Dangerous Goods		
d)	- Valuable Goods**		
e)	- Perishable		
f)	- Newspaper and TV reel consignments		
g)	- Human remains, Coffin including unaccompanied baggage of Deceased and Human Eyes etc.		
<b>A2.</b>	<b>X-Ray Charges</b>		

-188-

*SS*



Type of Cargo		Rate in Rupees per Kilogram	Minimum rate per AWB
A2.1	X-Ray Machine charges		
A2.2	X-Ray Certification charges		
A2.3	Certification for Dangerous goods		
<b>A3.</b>	Demurrage Charges----Export Cargo		
A3.1	General		
A3.2	Special Cargo		
a.	- Pharma items		
b)	- Live Animals		
c)	- Hazardous/ Dangerous Goods		
d)	- Valuable Goods**		
e)	- Perishable		
f)	- Newspaper and TV reel consignments		
g)	- Human remains, Coffin including unaccompanied baggage of Deceased and Human Eyes etc.		
<b>A4.</b>	Cargo Handling Charges		
<b>A4</b>	Palletisation/ Containerisation/Unitisation/Staffing Charges	Rate per Kg	Rate per Pallet
A4.1	General		
A4.2	Special Cargo		
a.	- Pharma items		
b)	- Live Animals		

-189-

*JS*



Type of Cargo		Rate in Rupees per Kilogram	Minimum rate per AWB
c)	- Hazardous/ Dangerous Goods		
d)	- Valuable Goods**		
e)	- Perishable		
f)	- Newspaper and TV reel consignments		
g)	- Human remains, Coffin including unaccompanied baggage of Deceased and Human Eyes etc.		
<b>A5.</b>	<b>Documentation Fees</b>	<b>Rs Per AWB</b>	<b>Minimum per Flight</b>
A5.1	Cargo Documentation fees for Manifesto/filing etc		
<b>B.</b>	<b>Import Cargo</b>		
<b>B1.</b>	<b>Terminal, Storage and Processing Charges</b>	<b>Rate in Rupees per Kilogram</b>	<b>Minimum rate per AWB</b>
B1.1	General		
B1.2	Special Cargo		
a.	- Pharma items		
b)	- Live Animals		
c)	- Hazardous/ Dangerous Goods		
d)	- Valuable Goods**		
e)	- Perishable		
f)	- Newspaper and TV reel consignments		
g)	- Human remains, Coffin including unaccompanied baggage of Deceased and Human Eyes etc.		

-190-

Ss



Type of Cargo		Rate in Rupees per Kilogram	Minimum rate per AWB
<b>B2.</b>	Cargo Handling Charges		
<b>B2.</b>	DePalletisation/ Destaffing/DeContainerisation/DeUnitisation Charges	Rate per Kg	Rate per Pallet
B2.1	General		
B1.2	Special Cargo		
a.	- Pharma items		
b)	- Live Animals		
c)	- Hazardous/ Dangerous Goods		
d)	- Valuable Goods**		
e)	- Perishable		
f)	- Newspaper and TV reel consignments		
g)	- Human remains, Coffin including unaccompanied baggage of Deceased and Human Eyes etc.		
<b>B3.</b>	Demurrage Charges----Import Cargo	Rate in Rupees per Kilogram	Minimum rate per AWB
B3.1	General		
B3.2	Special Cargo		
a.	- Pharma items		
b)	- Live Animals		
c)	- Hazardous/ Dangerous Goods		
d)	- Valuable Goods**		
e)	- Perishable		

191



Type of Cargo		Rate in Rupees per Kilogram	Minimum rate per AWB
f)	- Newspaper and TV reel consignments		
g)	- Human remains, Coffin including unaccompanied baggage of Deceased and Human Eyes etc.		
C1.1	Courier cargo facilitation		
C1.2	X-ray charges		
C1.3	<b>Demurrage Charges</b>		
	- Free Period		
	- 4th day to 10th day		
	- 11th day to 20th day		
	- 21st day to 30th day		
	- Beyond 30 days		
<b>C2.</b>	Outcoming Courier Charges -- International	Outbound (Import) PER KG.	MINIMUM Charge per Bag
C2.1	Courier cargo facilitation		
C2.2	X-ray charges		
C2.3	<b>Demurrage Charges</b>		
	- Free Period		
	- day to day		
	- day to day		
	- day to day		
	- Beyond days		

-192-

*[Handwritten signature]*



Type of Cargo		Rate in Rupees per Kilogram	Minimum rate per AWB
<b>D.</b>	<b>Transshipment Cargo/Carting</b>	Rate Per Kg	Minimum per AWB
<b>D1.</b>	Transshipment charges-international to international		
D1.1	General Cargo		
D1.2	Special Cargo/DGR/Valuable/Perishable/Pharma		
D1.3	Documentation Fee		
<b>D2.</b>	Transshipment charges-international to domestic		
D2.1	General Cargo		
D2.2	Special/Sensitive Cargo		
D2.3	DGR/Valuable/Perishable/Pharma		
D2.4	Documentation Fee		
<b>D3.</b>	Transshipment charges-domestic to domestic		
D3.1	General Cargo		
D3.2	Special/Sensitive Cargo		
D3.3	DGR/Valuable/Perishable/Pharma		
D3.4	Documentation Fee		
<b>E.</b>	<b>Customs Cost Recovery Charges</b>	Rate Per Kg.	
E1	components of customs cargo recovery charges		
<b>F.</b>	<b>EDI/IT Services (GMAX,WIPRO,SITA etc.)</b>	Minimum rate per AWB	
F1	EDI/IT Services (GMAX,WIPRO,SITA etc.)		
<b>G.</b>	<b>***Others Charges, if any</b>	Minimum rate per Kg/AWB	

-143-



Type of Cargo		Rate in Rupees per Kilogram	Minimum rate per AWB
G1	Others Charges, if any		

-14-



**Form F14(b)-Fuel Throughput Form**

Year	2016-2017	2017-2018	2018-2019	2019-2020	2020-2021
Fuel Farm Facility Services	0.00	0.00	0.00	0.00	0.00

-195-





**Form F14(b)-Fuel Throughput-Into Plane Services**

Year	2016-2017	2016-2017	2017-2018	2017-2018	2018-2019	2018-2019	2019-2020	2019-2020	2020-2021	2020-2021
Aircraft Fuelling	0.00	0.00	0.00	0.00	0.00	0.00	0.00	0.00	0.00	0.00
Aircraft Defueling Within	0.00	0.00	0.00	0.00	0.00	0.00	0.00	0.00	0.00	0.00
Aircraft Defueling Beyond	0.00	0.00	0.00	0.00	0.00	0.00	0.00	0.00	0.00	0.00
Aircraft Refueling Defueled Product Within	0.00	0.00	0.00	0.00	0.00	0.00	0.00	0.00	0.00	0.00
Aircraft Refueling Defueled Product Beyond	0.00	0.00	0.00	0.00	0.00	0.00	0.00	0.00	0.00	0.00

-196-

*AS*



**Form F14(b)-Ground Handling** 

**2016-2017**

Code	Aircraft Type	Type Of Carrier	Ramp Handing	Traffic Handling	Comprehensive
Code F	A 380	non scheduled	202924.00	86968.00	289892.00

**2017-2018**

Code	Aircraft Type	Type Of Carrier	Ramp Handing	Traffic Handling	Comprehensive
Code F	A 380	freight	0.00	0.00	0.00
Code F	A 380	non scheduled	0.00	0.00	0.00

**2018-2019**

Code	Aircraft Type	Type Of Carrier	Ramp Handing	Traffic Handling	Comprehensive
Code F	A 380	freight	0.00	0.00	0.00
Code F	A 380	non scheduled	0.00	0.00	0.00

**2019-2020**

Code	Aircraft Type	Type Of Carrier	Ramp Handing	Traffic Handling	Comprehensive
Code F	A 380	freight	0.00	0.00	0.00
Code F	A 380	non scheduled	0.00	0.00	0.00

**2020-2021**

Code	Aircraft Type	Type Of Carrier	Ramp Handing	Traffic Handling	Comprehensive
Code F	A 380	freight	0.00	0.00	0.00
Code F	A 380	non scheduled	0.00	0.00	0.00

-144-




**Form F14(b)-Landing Charges**

Year	2016-2017	2016-2017	2017-2018	2017-2018	2018-2019	2018-2019	2019-2020	2019-2020	2020-2021	2020-2021
Upto 100 Mt	0.00	0.00	0.00	0.00	0.00	0.00	0.00	0.00	0.00	0.00
Above 200 Mt	0.00	0.00	0.00	0.00	0.00	0.00	0.00	0.00	0.00	0.00

-198-



**Form F14(b)-Other Charges**

**2016-2017**

Standardization of Tariff Card for Airport Operator		
<b>Fuel Throughput Charges</b>	Rate Per Kilo Litre	
Fuel Throughput Charges	0.00	
<b>Passenger Service Fee (PSF) - Facilitation / User Development Fee (UDF)</b>	Rate per embarking passenger	
Domestic Passenger	0.00	
International Passenger	0.00	
<b>Note:</b>		
<b>Aerobridge Charges (Passenger Boarding Bridges)</b>	Rate Per International flight	Rate Per Domestic flight
Aerobridge Charges	0.00	0.00
<b>Cute Counter Charges / CUSS / BRS / Common Infrastructure Charges</b>	Rate Per Departing Flight	
Domestic	0.00	
International	0.00	
<b>Extension of Service Hours (Airport) [Watch Hours]</b>	Rate (In INR) Per Hour Per Aircraft	
Domestic	0.00	
International	0.00	
Others Charges	0.00	

**2017-2018**

199

✓



Standardization of Tariff Card for Airport Operator		
<b>Fuel Throughput Charges</b>	Rate Per Kilo Litre	
Fuel Throughput Charges		
<b>Passenger Service Fee (PSF) - Facilitation / User Development Fee (UDF)</b>	Rate per embarking passenger	
Domestic Passenger		
International Passenger		
<b>Note:</b>		
<b>Aerobridge Charges (Passenger Boarding Bridges)</b>	Rate Per International flight	Rate Per Domestic flight
Aerobridge Charges		
<b>Cute Counter Charges / CUSS / BRS / Common Infrastructure Charges</b>	Rate Per Departing Flight	
Domestic		
International		
<b>Extension of Service Hours (Airport) [Watch Hours]</b>	Rate (In INR) Per Hour Per Aircraft	
Domestic		
International		
Others Charges		

**2018-2019**

Standardization of Tariff Card for Airport Operator		
<b>Fuel Throughput Charges</b>	Rate Per Kilo Litre	
Fuel Throughput Charges		



200-

Standardization of Tariff Card for Airport Operator		
<b>Passenger Service Fee (PSF) - Facilitation / User Development Fee (UDF)</b>	Rate per embarking passenger	
Domestic Passenger		
International Passenger		
<b>Note:</b>		
<b>Aerobridge Charges (Passenger Boarding Bridges)</b>	Rate Per International flight	Rate Per Domestic flight
Aerobridge Charges		
<b>Cute Counter Charges / CUSS / BRS / Common Infrastructure Charges</b>	Rate Per Departing Flight	
Domestic		
International		
<b>Extension of Service Hours (Airport) [Watch Hours]</b>	Rate (In INR) Per Hour Per Aircraft	
Domestic		
International		
Others Charges		

**2019-2020**

Standardization of Tariff Card for Airport Operator	
<b>Fuel Throughput Charges</b>	Rate Per Kilo Litre
Fuel Throughput Charges	
<b>Passenger Service Fee (PSF) - Facilitation / User Development Fee (UDF)</b>	Rate per embarking passenger
Domestic Passenger	

-201-



Standardization of Tariff Card for Airport Operator		
International Passenger		
<b>Note:</b>		
<b>Aerobridge Charges (Passenger Boarding Bridges)</b>	Rate Per International flight	Rate Per Domestic flight
Aerobridge Charges		
<b>Cute Counter Charges / CUSS / BRS / Common Infrastructure Charges</b>	Rate Per Departing Flight	
Domestic		
International		
<b>Extension of Service Hours (Airport) [Watch Hours]</b>	Rate (In INR) Per Hour Per Aircraft	
Domestic		
International		
Others Charges		

2020-2021

Standardization of Tariff Card for Airport Operator		
<b>Fuel Throughput Charges</b>	Rate Per Kilo Litre	
Fuel Throughput Charges		
<b>Passenger Service Fee (PSF) - Facilitation / User Development Fee (UDF)</b>	Rate per embarking passenger	
Domestic Passenger		
International Passenger		
<b>Note:</b>		
<b>Aerobridge Charges (Passenger Boarding Bridges)</b>	Rate Per International flight	Rate Per Domestic flight



-202-

Standardization of Tariff Card for Airport Operator		
Aerobridge Charges		
<b>Cute Counter Charges / CUSS / BRS / Common Infrastructure Charges</b>	Rate Per Departing Flight	
Domestic		
International		
<b>Extension of Service Hours (Airport) [Watch Hours]</b>	Rate (In INR) Per Hour Per Aircraft	
Domestic		
International		
Others Charges		

- 203 -





**Form F14(b)-Parking & Housing Fee**

Year	2016-2017	2016-2017	2017-2018	2017-2018	2018-2019	2018-2019	2019-2020	2019-2020	2020-2021	2020-2021
Rate Proposed	Parking Charges Rates per Hour	Housing Charges Rates per Hour	Parking Charges Rates per Hour	Housing Charges Rates per Hour	Parking Charges Rates per Hour	Housing Charges Rates per Hour	Parking Charges Rates per Hour	Housing Charges Rates per Hour	Parking Charges Rates per Hour	Housing Charges Rates per Hour
Upto 100 Mt	0.00	0.00	0.00	0.00	0.00	0.00	0.00	0.00	0.00	0.00
Above 200 Mt	0.00	0.00	0.00	0.00	0.00	0.00	0.00	0.00	0.00	0.00

-204-



*[Handwritten signature]*

**Form F15(a): Annual Tariff Proposal for Tariff Year (Only for AO)**

Financial Year	2014-2015	2015-2016	2016-2017	2017-2018	2018-2019	2019-2020	2020-2021
Yield Per Passenger	0.00	0.00	0.00	0.00	0.00	0.00	0.00
Error Correction Term (from Year T-2)	0.00	0.00	0.00	0.00	0.00	0.00	0.00
Estimated Maximum Allowed Yield (EMAY)	0.00	0.00	0.00	0.00	0.00	0.00	0.00

-205-



**Form F15: Annual Tariff Proposal for Tariff Year (Only for ISP)**

Financial Year	2014-2015	2015-2016	2016-2017	2017-2018	2018-2019	2019-2020	2020-2021
Yield Per Passenger	0.00	0.00	0.00	0.00	0.00	0.00	0.00
Actual WPI During The Year	0.00	0.00	0.00	0.00	0.00	0.00	0.00
Actual Maximum Allowed Yield Per Passenger	0.00	0.00	0.00	0.00	0.00	0.00	0.00
Security Operating Cost Correction Term	0.00	0.00	0.00	0.00	0.00	0.00	0.00
Other Mandated Operating Cost Correction Term	0.00	0.00	0.00	0.00	0.00	0.00	0.00
Statutory Cost Operating Correction Term	0.00	0.00	0.00	0.00	0.00	0.00	0.00
Forecast Error Correction Term	0.00	0.00	0.00	0.00	0.00	0.00	0.00
Recovery Error Correction Term	0.00	0.00	0.00	0.00	0.00	0.00	0.00
Actual Yield Per Passenger	0.00	0.00	0.00	0.00	0.00	0.00	0.00
Revenues Subject To Yield Cap	0.00	0.00	0.00	0.00	0.00	0.00	0.00
Volumes	0.00	0.00	0.00	0.00	0.00	0.00	0.00
Over Recovery Of Allowed Yield Error Correction	0.00	0.00	0.00	0.00	0.00	0.00	0.00

-206-



*Handwritten signature*

**Form F16: Annual Compliance statement (Only for AO)**

Financial Year	2014-2015	2015-2016	2016-2017	2017-2018	2018-2019	2019-2020	2020-2021
Yield Per Passenger	0.00	0.00	0.00	0.00	0.00	0.00	0.00
Actual Wpi During The Year	0.00	0.00	0.00	0.00	0.00	0.00	0.00
Actual Maximum Allowed Yield Per Passenger	0.00	0.00	0.00	0.00	0.00	0.00	0.00
Security Operating Cost Correction Term	0.00	0.00	0.00	0.00	0.00	0.00	0.00
Other Mandated Operating Cost Correction Term	0.00	0.00	0.00	0.00	0.00	0.00	0.00
Statutory Cost Operating Correction Term	0.00	0.00	0.00	0.00	0.00	0.00	0.00
Recovery Error Correction Term	0.00	0.00	0.00	0.00	0.00	0.00	0.00
Actual Yield Per Passenger	0.00	0.00	0.00	0.00	0.00	0.00	0.00
Revenues Subject To Yield Cap	0.00	0.00	0.00	0.00	0.00	0.00	0.00
Volumes	0.00	0.00	0.00	0.00	0.00	0.00	0.00
Over Recovery Of Allowed Yield	0.00	0.00	0.00	0.00	0.00	0.00	0.00
Forecast Error Correction Term	0.00	0.00	0.00	0.00	0.00	0.00	0.00

- 207 -



**Form F17 Revenue from Regulated Services recovered during the Tariff year (Only for ISP)**

Financial Year	2014-2015	2015-2016	2016-2017	2017-2018	2018-2019	2019-2020	2020-2021
Throughput Charges	0.00	0.00	0.00	0.00	0.00	0.00	0.00
Ground Handling Charges	0.00	0.00	0.00	0.00	0.00	0.00	0.00
Cargo Revenue Charges	0.00	0.00	0.00	0.00	0.00	0.00	0.00
Into Plain Services	0.00	0.00	0.00	0.00	0.00	0.00	0.00
Total Revenue From Tariff	0.00	0.00	0.00	0.00	0.00	0.00	0.00

-208-



**Form F18: Revenue from Regulated Services recovered during the Tariff year (Only for AO)**

Financial Year	2014-2015	2015-2016	2016-2017	2017-2018	2018-2019	2019-2020	2020-2021
Revenue From Tariff 1	0.00	0.00	0.00	0.00	0.00	0.00	0.00
Revenue From Tariff 2	0.00	0.00	0.00	0.00	0.00	0.00	0.00
Revenue From Tariff 3	0.00	0.00	0.00	0.00	0.00	0.00	0.00
Revenue From Tariff 4	0.00	0.00	0.00	0.00	0.00	0.00	0.00
Other 1	0.00	0.00	0.00	0.00	0.00	0.00	0.00
Other 2	0.00	0.00	0.00	0.00	0.00	0.00	0.00

2019-2021  
- 2019 -



**Form F18 Revenue from Services other than Regulated Services recovered during the Tariff year (Only for ISP)**

Financial Year	2014-2015	2015-2016	2016-2017	2017-2018	2018-2019	2019-2020	2020-2021
Revenue From Services Other Than Regulated Services 1	0.00	0.00	0.00	0.00	0.00	0.00	0.00
Revenue From Services Other Than Regulated Services 2	0.00	0.00	0.00	0.00	0.00	0.00	0.00
Revenue From Services Other Than Regulated Services 3	0.00	0.00	0.00	0.00	0.00	0.00	0.00
Revenue From Services Other Than Regulated Services 4	0.00	0.00	0.00	0.00	0.00	0.00	0.00
Total Revenue From Services Other	0.00	0.00	0.00	0.00	0.00	0.00	0.00

- 210 -



**Form F19: Revenue from Services other than Regulated Services recovered during the Tariff Year (Only for AO)**

Financial Year	2014-2015	2015-2016	2016-2017	2017-2018	2018-2019	2019-2020	2020-2021
Revenue From Services Other Than Regulated Services 1	0.00	0.00	0.00	0.00	0.00	0.00	0.00
Revenue From Services Other Than Regulated Services 2	0.00	0.00	0.00	0.00	0.00	0.00	0.00
Revenue From Services Other Than Regulated Services 3	0.00	0.00	0.00	0.00	0.00	0.00	0.00
Revenue From Services Other Than Regulated Services 4	0.00	0.00	0.00	0.00	0.00	0.00	0.00
Other 1	0.00	0.00	0.00	0.00	0.00	0.00	0.00
Other 2	0.00	0.00	0.00	0.00	0.00	0.00	0.00
Other 3	0.00	0.00	0.00	0.00	0.00	0.00	0.00
Other 4	0.00	0.00	0.00	0.00	0.00	0.00	0.00
Total Revenue From Services Other	0.00	0.00	0.00	0.00	0.00	0.00	0.00

- 21 -





**Form F19 Operating Expenditure incurred during the Tariff Year (Only for ISP)**

Financial Year	2014-2015	2015-2016	2016-2017	2017-2018	2018-2019	2019-2020	2020-2021
Payroll Related Expenditure And Provision	0.00	0.00	0.00	0.00	0.00	0.00	0.00
Admin & General Expenses	0.00	0.00	0.00	0.00	0.00	0.00	0.00
Repair & Maintenance Expenditure	0.00	0.00	0.00	0.00	0.00	0.00	0.00
Utilities & Outsourcing Expenses	0.00	0.00	0.00	0.00	0.00	0.00	0.00
Other Outflows	0.00	0.00	0.00	0.00	0.00	0.00	0.00
Other 1	0.00	0.00	0.00	0.00	0.00	0.00	0.00
Other 2	0.00	0.00	0.00	0.00	0.00	0.00	0.00
Other 3	0.00	0.00	0.00	0.00	0.00	0.00	0.00
Other 4	0.00	0.00	0.00	0.00	0.00	0.00	0.00
Total Operating And Maintenance Expenditure	0.00	0.00	0.00	0.00	0.00	0.00	0.00

- 2/2 -



**Form F20: Operational and Maintenance Expenditure incurred during the Tariff Year (Only for AO)**

Financial Year	2014-2015	2015-2016	2016-2017	2017-2018	2018-2019	2019-2020	2020-2021
Pay Roll Cost	0.00	0.00	0.00	0.00	0.00	0.00	0.00
Repair And Maintenance	0.00	0.00	0.00	0.00	0.00	0.00	0.00
Com Of Stores And Spares	0.00	0.00	0.00	0.00	0.00	0.00	0.00
Electricity And Water Charges	0.00	0.00	0.00	0.00	0.00	0.00	0.00
Admin And Other Charges	0.00	0.00	0.00	0.00	0.00	0.00	0.00
Other Outflows	0.00	0.00	0.00	0.00	0.00	0.00	0.00
Other 1	0.00	0.00	0.00	0.00	0.00	0.00	0.00
Other 2	0.00	0.00	0.00	0.00	0.00	0.00	0.00
Other 3	0.00	0.00	0.00	0.00	0.00	0.00	0.00
Other 4	0.00	0.00	0.00	0.00	0.00	0.00	0.00
Total Charge	0.00	0.00	0.00	0.00	0.00	0.00	0.00

-213-



**Form F20 Reconciliation Statement for the Tariff Year (Only for ISP)**

Financial Year	2014-2015	2015-2016	2016-2017	2017-2018	2018-2019	2019-2020	2020-2021
Revenue From Regulated Services	0.00	0.00	0.00	0.00	0.00	0.00	0.00
Revenue From Other Than Regulated Services	0.00	0.00	0.00	0.00	0.00	0.00	0.00
Total Revenue	0.00	0.00	0.00	0.00	0.00	0.00	0.00
Pay Roll Costs	0.00	0.00	0.00	0.00	0.00	0.00	0.00
Repair And Maintenance	0.00	0.00	0.00	0.00	0.00	0.00	0.00
Con Of Stores And Spares	0.00	0.00	0.00	0.00	0.00	0.00	0.00
Electricity And Water Charges	0.00	0.00	0.00	0.00	0.00	0.00	0.00
Admin And Other Expenses	0.00	0.00	0.00	0.00	0.00	0.00	0.00
Other Outflows	0.00	0.00	0.00	0.00	0.00	0.00	0.00
Total Operating Expenditure	0.00	0.00	0.00	0.00	0.00	0.00	0.00
Profit Before Depreciation	0.00	0.00	0.00	0.00	0.00	0.00	0.00
Depreciation And Amortisation	0.00	0.00	0.00	0.00	0.00	0.00	0.00
Earning Before Interest And Taxation	0.00	0.00	0.00	0.00	0.00	0.00	0.00
Total Interest And Finance Charges	0.00	0.00	0.00	0.00	0.00	0.00	0.00
Profit Loss Before Tax	0.00	0.00	0.00	0.00	0.00	0.00	0.00
Tax	0.00	0.00	0.00	0.00	0.00	0.00	0.00
Profit Loss After Tax	0.00	0.00	0.00	0.00	0.00	0.00	0.00
Balance Carried To Balance Sheet	0.00	0.00	0.00	0.00	0.00	0.00	0.00
Adjustment To Reconcile As Per Statutory Accounts	0.00	0.00	0.00	0.00	0.00	0.00	0.00

-214-

*js*



Financial Year	2014-2015	2015-2016	2016-2017	2017-2018	2018-2019	2019-2020	2020-2021
Operating Profit As Per Statutory Accounts	0.00	0.00	0.00	0.00	0.00	0.00	0.00

- 2/5 -



**Form F21: Reconciliation Statement for the Tariff Year (Only for AO)**

Financial Year	2014-2015	2015-2016	2016-2017	2017-2018	2018-2019	2019-2020	2020-2021
Revenue From Regulated Services	0.00	0.00	0.00	0.00	0.00	0.00	0.00
Revenue From Other	0.00	0.00	0.00	0.00	0.00	0.00	0.00
Total Revenue	0.00	0.00	0.00	0.00	0.00	0.00	0.00
Pay Roll Costs	0.00	0.00	0.00	0.00	0.00	0.00	0.00
Repair And Maintenance	0.00	0.00	0.00	0.00	0.00	0.00	0.00
Stores And Spares	0.00	0.00	0.00	0.00	0.00	0.00	0.00
Electricity And Water Charges	0.00	0.00	0.00	0.00	0.00	0.00	0.00
Admin And Other Expenses	0.00	0.00	0.00	0.00	0.00	0.00	0.00
Other Outflows	0.00	0.00	0.00	0.00	0.00	0.00	0.00
Other 1	0.00	0.00	0.00	0.00	0.00	0.00	0.00
Other 2	0.00	0.00	0.00	0.00	0.00	0.00	0.00
Total Operating Expenditure	0.00	0.00	0.00	0.00	0.00	0.00	0.00
Profit Before Depreciation	0.00	0.00	0.00	0.00	0.00	0.00	0.00
Depreciation And Amortisation	0.00	0.00	0.00	0.00	0.00	0.00	0.00
Profit And Loss Before Tax	0.00	0.00	0.00	0.00	0.00	0.00	0.00
Earning Before Interest Taxation	0.00	0.00	0.00	0.00	0.00	0.00	0.00
Total Interest And Finance Charges	0.00	0.00	0.00	0.00	0.00	0.00	0.00
Tax	0.00	0.00	0.00	0.00	0.00	0.00	0.00
Profit And Loss After Tax	0.00	0.00	0.00	0.00	0.00	0.00	0.00
Balance Carried To Balance Sheet	0.00	0.00	0.00	0.00	0.00	0.00	0.00
Adjustment To	0.00	0.00	0.00	0.00	0.00	0.00	0.00

-216-



Financial Year	2014-2015	2015-2016	2016-2017	2017-2018	2018-2019	2019-2020	2020-2021
Reconcile							
Operating Profit	0.00	0.00	0.00	0.00	0.00	0.00	0.00

-214-

82



**Form F21 Regulatory Asset Base (RAB) reconciliation Statement (Only for ISP)**

Financial Year	2014-2015	2015-2016	2016-2017	2017-2018	2018-2019	2019-2020	2020-2021
Net Fixed Assets As Per The Statutory Accounts	0.00	0.00	0.00	0.00	0.00	0.00	0.00
Difference Between Net Fixed Asset And Rab	0.00	0.00	0.00	0.00	0.00	0.00	0.00
Difference Depreciation Regulatory Depreciation	0.00	0.00	0.00	0.00	0.00	0.00	0.00
Intercompany Transfers	0.00	0.00	0.00	0.00	0.00	0.00	0.00
Revaluation In Statutory Accounts	0.00	0.00	0.00	0.00	0.00	0.00	0.00
Reconciliation Adjustment 1	0.00	0.00	0.00	0.00	0.00	0.00	0.00
Reconciliation Adjustment 2	0.00	0.00	0.00	0.00	0.00	0.00	0.00
Other 1	0.00	0.00	0.00	0.00	0.00	0.00	0.00
Other 2	0.00	0.00	0.00	0.00	0.00	0.00	0.00
Closing Rab	0.00	0.00	0.00	0.00	0.00	0.00	0.00

-218-



**Form F22: Regulatory Asset Base (RAB) reconciliation Statement (Only for AO)**

Financial Year	2014-2015	2015-2016	2016-2017	2017-2018	2018-2019	2019-2020	2020-2021
Net Fixed Assets	0.00	0.00	0.00	0.00	0.00	0.00	0.00
Difference Between Net Fixed And Rab	0.00	0.00	0.00	0.00	0.00	0.00	0.00
Difference Between Depreciation	0.00	0.00	0.00	0.00	0.00	0.00	0.00
Intercompany Transfers	0.00	0.00	0.00	0.00	0.00	0.00	0.00
Revaluations	0.00	0.00	0.00	0.00	0.00	0.00	0.00
Reconciliation Adjustment1	0.00	0.00	0.00	0.00	0.00	0.00	0.00
Reconciliation Adjustment2	0.00	0.00	0.00	0.00	0.00	0.00	0.00
Other 1	0.00	0.00	0.00	0.00	0.00	0.00	0.00
Other 2	0.00	0.00	0.00	0.00	0.00	0.00	0.00
Closing Rab	0.00	0.00	0.00	0.00	0.00	0.00	0.00

- 219 -

*Handwritten signature*





**Form F23(a): form to provide quarterly quality of services report on objective parameter (Only for AO)**

Quality Of Service Parameter	Target Benchmark	Achieved Benchmark Month 1	Achieved Benchmark Month 2	Achieved Benchmark Month 3	Achieved Benchmark Month 4
Net Fixed Assets	NA	NA	NA	NA	NA
Difference Between Net Fixed Assets And Rab	NA	NA	NA	NA	NA
Difference Between Depreciation	NA	NA	NA	NA	NA
Revaluations In Statutory Accounts	NA	NA	NA	NA	NA
Reconciliation Adjustment1	NA	NA	NA	NA	NA
Reconciliation Adjustment2	NA	NA	NA	NA	NA
Other 1	NA	NA	NA	NA	NA
Other 2	NA	NA	NA	NA	NA
Closing Rab	NA	NA	NA	NA	NA

-220-

*[Handwritten Signature]*



**Form F23(b): form to provide quarterly quality of services report on Subjective parameter (Only for AO)**

Quality Of Service Parameter	Target Benchmark	Achieved Benchmark Month 1	Achieved Benchmark Month 2	Achieved Benchmark Month 3	Achieved Benchmark Month 4
Subjective Parameter1	NA	NA	NA	NA	NA
Subjective Parameter2	NA	NA	NA	NA	NA
Other 1	NA	NA	NA	NA	NA
Other 2	NA	NA	NA	NA	NA
Other 3	NA	NA	NA	NA	NA
Other 4	NA	NA	NA	NA	NA
Other 5	NA	NA	NA	NA	NA
Other 6	NA	NA	NA	NA	NA

—221—

8



**Form F24(a): Format to summarise rebate incidence on subjective parameter in quarterly quality of service performance report (Only for AO)**

Quality Of Service Parameter	Rebate incidence per quarter on under performance	Calculated rebate incident Month 1	Calculated rebate incident Month 2	Calculated rebate incident Month 3	Calculated rebate incident Month 4
Subjective Parameter1	NA	NA	NA	NA	NA
Subjective Parameter2	NA	NA	NA	NA	NA
Other 1	NA	NA	NA	NA	NA
Other 2	NA	NA	NA	NA	NA
Other 3	NA	NA	NA	NA	NA
Other 4	NA	NA	NA	NA	NA
Other 5	NA	NA	NA	NA	NA
Other 6	NA	NA	NA	NA	NA

-222-



*Handwritten signature*

**Form F24(b): Format to summarise rebate incidence on objective parameter in quarterly quality of service performance report (Only for AO)**

Quality Of Service Parameter	Rebate incidence per quarter on under performance	Calculated rebate incident Month 1	Calculated rebate incident Month 2	Calculated rebate incident Month 3	Calculated rebate incident Month 4
Objective Parameter1	NA	NA	NA	NA	NA
Objective Parameter2	NA	NA	NA	NA	NA
Other 1	NA	NA	NA	NA	NA
Other 2	NA	NA	NA	NA	NA
Other 3	NA	NA	NA	NA	NA
Other 4	NA	NA	NA	NA	NA
Other 5	NA	NA	NA	NA	NA
Other 6	NA	NA	NA	NA	NA



228

*[Handwritten signature]*

भारतीय विमानपत्तन आर्थिक विनियामक प्राधिकरण  
सफदरजंग एयरपोर्ट, नई दिल्ली-110003

14<sup>th</sup> September, 2017

The Secretary  
Ms. Pujja Jindal  
AERA Building Administrative Complex  
Safdarjung Airport  
New Delhi 110003

प्राप्त  
डायरी नं०: 11233  
तारीख : 14/09/17

Sub: Submission of "Information of MYTP & ATP for second Control period" of GlobeGround India Private Limited for its operations at Bangalore International Airport, Bengaluru

Dear Sir/Mam

This is in reference of E-mail dated 22.08.2017 the point wise reply of required information/documents are attached/submitted below-

1. Tariff Card Aircraft wise-  
Reply- The Annual Tariff Proposal for 1<sup>st</sup> tariff year of second control period has been filled online on 24<sup>th</sup> March, 2016. The copy of ATP filled 1<sup>st</sup> tariff year 2016-17 of second control period is attached again herewith for your references. ✓
2. Justification for the tariff increase proposed  
Reply- The Company has filled the Annual Tariff Proposal (ATP) with an increase in rates by 10% on previous year approved ATP. This increase is requested due to inflation in costs. Further this is to inform that there is Central Government notification No. 186(E) dated 19<sup>th</sup> January 2017 and Notification No S.O. 190 (E) dated 20<sup>th</sup> April 2017 for increase in minimum wages for all the categories such as un-skilled / skilled / Semi-skilled. The approximate increase in minimum wage for all the categories (un-skilled / skilled / Semi-skilled) is approximate 43.36% as compared to previous applicable minimum wages. The calculation of the same is attached herewith for your kind reference. Since ground handling services are manpower intensive and such cost increase in minimum wages shall also increase cost of ground handling services where increase in tariff rate is required for sustenance of the business. The extract of the notifications are also attached for your reference, for full notification refer online website of Ministry of Labour & Employment.
3. Evidence of Stakeholder consultation(if increase in tariff)-  
Reply- The Company has informed all the customer for increase in handling rates. The copy of intimation letters are attached herewith for your kind reference.
4. Agreements –
  - (i) Concession Agreement-  
Reply- The copy of award letter along with a copy concession agreement are attached herewith for your references. These documents are confidential so we request to authority not publish on any public domain. confidential

We hope that you will find the information in order as per AERA guidelines and requirements.

Kindly acknowledge the receipt.

Yours Sincerely  
For GlobeGround India Private Limited

Authorized Signatory  
Place: New Delhi

Encl: as above  
GlobeGround India Pvt. Ltd.  
E-9, Connaught House  
Connaught Place  
New Delhi - 110 001 India  
Phone : +91 11 23415638 / 30417700  
Fax : +91 11 23416112 / 30417777  
E-Mail : globeground@thebirdgroup.com  
CIN : U06393DL1999PTC099630



**Sanjay Savant**

---

**From:** vk.sachdeva@aera.gov.in on behalf of Vijay Kumar Sachdeva  
<vk.sachdeva@aera.gov.in>  
**Sent:** Tuesday, August 22, 2017 4:44 PM  
**To:** sanjays@bird.in; sanjaysavant@globegroundindia.com  
**Subject:** Submission of MYTP & ATP for second control period in respect of GlobeGround India Pvt Ltd for its operations at Bangalore International Airport, Bengaluru.

**Importance:** High

Sir,

Please refer to your letter dated 23.02.2017 on the above cited subject whereby documents/ information were submitted w.r.t the tariff proposal for 2nd control period. On a review of the documents submitted it is observed that following documents are still not received:

1. Detailed Aircraft wise Tariff Card. The tariff card already submitted has proposed tariff only for aircraft type A380.
2. Justification for proposed increase in tariff.
3. Evidence for stakeholder consultation meeting.
4. Copy of the Licence/ Concession agreement.

Please send the above requested information on or **before 25.08.2017**.

In case you have any doubts or queries you can reach out to the below mentioned number.

--

Thanks & Regards

V.K. Sachdeva,  
DGM (Tariff & Finance),  
Airports Economic Regulatory Authority,  
Ph.: 011-24695043  
Mob: 09717753807

Alternative contact:  
Ms. Sucharita Choudhury  
M: 8197159793

5/0

### Annual Tariff Proposal

CONFIDENTIAL

GlobeGround India Pvt. Ltd. ( Operations at Bangalore International Airport, Bengaluru)

Maximum Rate to be paid by Scheduled Airlines for comprehensive Ground Handling

1st Tariff Year ( 01.04.2016 to 31.03.2017) of Second Control Period

S.No.	ICAO Code	Aircraft Type	Ground Handling Rates in INR for Tariff Year 1 ( 2016-17)			
			Scheduled Passenger Aircraft		Scheduled Freighter Aircraft	
			Domestic	International	Domestic	International
1	Code B	Single Engine Aircraft	14,641	40,995	N/A	N/A
2	Code C	A318,A319,A320,A321,B717,B727,B737,BBJ,MD81 to MD90,DC9,TUI34,TUI34A,AN24,AN26,ATR42,ATR72,F27,F28,F50,F70,F100,YAK40,YAK42	19,619	106,879	65,885	160,319
3	Code D	A300-600,A310,B707,B727-100,B757,B767,B787-300,DC8,DC10,MD11	31,390	161,051	114,200	177,156
4	Code E	A330-200,A330-309,A340,B747SP,B747,B777,B787-800,B787-900,IL96	65,885	204,974	137,625	241,577
5	Code F	A380	117,128	289,892	187,258	347,870

Notes:

- 1) The rates with each Airline will be negotiated based on services required from SGHA service items (usage of equipment and manpower ), flight frequency , service level agreement , credit period and liability and indemnity requirement.
- 2) These rates may be revised , where external economic / financial factors warrant a review. However ,any change , will be in consultation with the relevant authorities ( AERA) and related stakeholders
- 3) The proposed ATP for Tariff Year 1 of second control period is based on the rates Tariff Year 5 of 1st control period increased by 10% on account of inflation.
- 4) All charges mentioned above are excluding concession fee , royalty , airport levy charged by the Airport Authority and shall be applied accordingly.
- 5) All charges mentioned above excludes all taxes such as service tax , as may be applicable.



**Minimum Wage comparison before and after 19th January 2017**

Particulars	Old Minimum Wages for Unskilled	New Minimum Wages for Unskilled	Old Minimum Wages for Semi-skilled	New Minimum Wages for Semi-skilled	Old Minimum Wages for Skilled	New Minimum Wages for Skilled
Per Day Wage Rate as per Notification dated 30 September 2016 / 20 April 2017 (Including VDA in New Minimum Wages Rate)	374	536	414	593	455	653
Monthly Minimum Wage applying 26 days in a month	9,724	13,936	10,764	15,418	11,830	16,978
Increase in Min Wages from Old Rate in INR		4,212		4,654		5,148
Increase in Min Wages from Old Rate in %		43.32%		43.24%		43.52%
Average Hike in Min Wages						<b>43.36%</b>

rates in column B - D - F can be found in Government Order "F.No.12 (142)/13/mw/Lab/2124" dated 30/09/16 para. 4

rates in column C can be found in Government Order "File No.1/13(7)/2017-LS-II" dated 20/4/2017. Please refer table of rate mention for Area A at page 27 of Notification.



511

CONFIDENTIAL





# भारत का राजपत्र The Gazette of India

असाधारण

EXTRAORDINARY

भाग II—खण्ड 3—उप-खण्ड (ii)

PART II—Section 3—Sub-section (ii)

प्राधिकार से प्रकाशित

PUBLISHED BY AUTHORITY

सं. 173]

नई दिल्ली, बृहस्पतिवार, जनवरी 19, 2017/पौष 29, 1938

No. 173]

NEW DELHI, THURSDAY, JANUARY 19, 2017/PAUSA 29, 1938

श्रम और रोजगार मंत्रालय

अधिसूचना

नई दिल्ली, 19 जनवरी, 2017

का.आ. 186(अ).—भारत सरकार के श्रम और रोजगार मंत्रालय की अधिसूचना सं. का.आ. 2832(अ), तारीख 1 सितंबर, 2016 द्वारा उन सभी व्यक्तियों की जानकारी के लिए जिनके उससे प्रभावित होने की संभावना थी, उस तारीख से, जिसको उक्त अधिसूचना में अंतर्विष्ट भारत के राजपत्र की प्रतियां जनता को उपलब्ध करा दी गई थीं, दो मास की अवधि की समाप्ति तक जानकारी तथा आक्षेप और सुझाव आमंत्रित करते हुए, न्यूनतम मजदूरी अधिनियम, 1948 (1948 का 11) की धारा 5 की उपधारा (1) के खंड (ख) की अपेक्षानुसार कृषि नियोजन में लगे हुए कर्मचारियों के अनुसूची में उल्लिखित प्रवर्गों को संदेय दैनिक मजदूरी के पुनरीक्षण न्यूनतम दरों का प्रारूप प्रस्ताव भारत के राजपत्र, असाधारण, भाग-II, खंड 3, उप-खंड (ii) में प्रकाशित किया गया था;

उक्त राजपत्र की प्रतियां तारीख 2 सितंबर, 2016 को जनता को उपलब्ध करा दी गई थीं ;

उक्त प्रस्ताव के संबंध में प्राप्त आक्षेपों और सुझावों पर केन्द्रीय सरकार द्वारा विचार किया गया ;

अतः, अब, केन्द्रीय सरकार, उक्त अधिनियम की धारा 5 की उपधारा (2) और धारा 4 की उपधारा (1) के खंड (i) के खंड (ख) द्वारा प्रदत्त शक्तियों का प्रयोग करते हुए और कृषि नियोजन में लगे हुए कर्मचारियों को संदेय मजदूरी की न्यूनतम दरों के पुनरीक्षण के संबंध में भारत के राजपत्र, असाधारण, भाग-II, खंड 3 उप-खंड (ii) में प्रकाशित भारत सरकार के श्रम और रोजगार मंत्रालय की अधिसूचना सं. का.आ. 1520(अ), तारीख 20 अक्टूबर, 2005 को, उन बातों से सिवाय अधिक्रांत करते हुए जिन्हें ऐसे अधिक्रमण से पहले किया गया है या करने का लोप किया गया है सलाहकार बोर्ड से परामर्श करने के पश्चात् स्तंभ (1) में उसके सामने उल्लिखित कर्मचारियों के प्रवर्गों को संदेय उससे उपाबद्ध अनुसूची के स्तंभ (2) में स्तंभ (4) से यथाविनिर्दिष्ट दैनिक मजदूरी की न्यूनतम दरों का पुनरीक्षण करती है।

(1) मजदूरी की न्यूनतम दरें राजपत्र में इस अधिसूचना के प्रकाशन की तारीख से प्रभावी होंगे।

(2) मजदूरी की न्यूनतम दरों में निम्नलिखित शामिल होगा।

## SCHEDULE

## Part -I: Basic Minimum Rates Wages

Category of Worker (1)	Minimum Rates of Basic wages per day (in Rupees)		
	(2)	(3)	(4)
	Area (A)	Area (B)	Area (C)
<b>Unskilled</b> Bajri Spreader, Beldar, Beater Women, Bell-Woman, Chain Man, Boat Man, Bucket Man, Carrier (Stone), Carrier (Water), Cartman, Caretaker (Bridge), Cleaner (Crane, Truck, Cinder for ash Pit), Chowkidar, Concrete (Hand Mixer), Daffadar, Driver (Bullock, Camel, Donkey, Mule), Flag Man, Flagman (Blast Train), Gate Man, Gangmen, Gatingman (Permanent Way), Handle Man, Jumper Man, Kamin (Female Work), Khalas, Bridge, Electrical, Marine, Moplah, Store, Steam Road, Share, Roller Survey, labourer (Garden), Mazdoor, Hole Cutter, Lorry Trainees, Petrolman, Peon, Searcher, Signal man, Strikers, Striker (Moplah gang), Sweeper, Tall Boy, Tile Turner, Trolley man, Vaks Controller, Valveman, Watchman, White Washer, Wooderman, Wooder Woman, Borryman, Coalman, Condenser, Attendant, Grass Cutter, Muchhers Jamadars, Condenser Attendant, Shunters, and any other categories by whatever name called, which are of an unskilled nature.	523.00	437.00	350.00
<b>Semi-skilled / Unskilled Supervisory</b> Belchawala, Bhisti, Bhisti (with Mushk), Boatman (head), Breaker, Breaker (Stone, Rock, Rock Stone, Stone Metal, Canweaver, Chainman (Head), Charpoy-Stringer, Checker, Cracker, Daftri, Dollyman, Assistant, Driller, Driver (Skin), Excavator, Ferroman, Fireman, Fireman (Brick Kiln, Steam Road Roller), Gate Keeper, Gharami Thatcher, Classman, Grater, Greaser-cum-Fireman, Grinder Hammerman, Helper (Artisan), Helper (Sawyer), Jamadar, Keyman, Khalasi (Head Survey, Rivertters-Moplah Gang, Supervisory), Labourer (Rock-Cutting), Lascar, Mali (Head), Mate, Mate (Blacksmith, Road, Carpenter), Engine Driver and/or Feeder, Fitter, Gang, Khalasi, Mazdoor Mason, Permanent Way, Pump-Driver, Turner), Mazdoor (Heavy-weight), Charge-man, Mistri (Head, Muccadam, Night-guard, Runner (Post dak), Oilman, Quarry man, Quarry Operator, Stoneman, Stocker, Thatcher, Stockers and Boilerman, Thoombaman (Spade worker), Tindals, Trollyman (Head Motor), Fitter (Assistant Semi-Skilled), Jamadar, (Semi-skilled), Mate (Stone), Pump Attendant, Bearer, Breakman, Crawler Man, Cook, Dandee, Frash, Hacksaw man, Helper (locco-Crane/Truck), Kasab, Khalasi (Structural), Laboratory Boy, Manjhee (Boatman), Masalchi P.M. Mates, Pointsman Sencummy, Topas, Topkar (Big Stone Breaker), Trolly Jamadar, Winchman, Attendance-keeper, Assistant Wireman and any other categories by whatever name called, which are of semi-skilled nature	579.00	494.00	410.00
<b>Skilled</b> Assistant Mistry, Armature Winder Grade-II and III, Bhandari, Blacksmith, Blacksmith (Selection Grade, Grade II, III, Class II and III) Boilerman, Boilerman Grade II and III, Boiler Foreman Grade II, Work (Assistant), Brick Layer, Bricklayer (Selection Grade, Class II), Blaster, Chowkidar (Head), Security Guard (without arms), Carpenter, Carpenter (Selection Grade, Grade II and III, Class I and III Assistant, B.I.M. Road, Cabinet Maker, Caneman, Celotex, Cutter Maker Chageman, Class II and Class III, Carpenter Ordinary), Checkder (Junior), Chick Maker, Chickman (Junior) Concrete Mixture Mixer, Concrete Mixture Operator, Cobbler, Coremaker, Driver, Driver Motor Vehicle, Motor Vehicle Selection Grade, Motor Lorry, Motor-Lorry Grade II, Lorry Grade II, Diesel Engine, Diesel Engine Grade II, Mechanical Road Roller I.C. and Cement Mixer	637.00	579.00	494.00

## NOTIFICATION

New Delhi, the 19th January, 2017.

S.O. 193(E).— Whereas the draft proposal to amend the notification of the Government of India in the Ministry of Labour and Employment number S.O.2092, dated the 23<sup>rd</sup> April, 1983, was published in the Gazette of India, Extraordinary, Part II, Section 3, Sub-section (ii), *vide* notification of the Government of India in the Ministry of Labour and Employment number S.O. 2839(E), dated the 01<sup>st</sup> September, 2016, as required by section 27 of the Minimum Wages Act, 1948 (11 of 1948), for information and inviting objections and suggestions from all persons likely to be affected thereby, within a period of three months from the date on which copies of the Gazette of India containing the said notification were made available to the public;

AND whereas the copies of the said Gazette were made available to the public on the 2<sup>nd</sup> September, 2016;

AND whereas no objections and suggestions have been received on the said proposal by the Central Government;

NOW, THEREFORE, in exercise of the powers conferred by section 27 of the said Act the Central Government hereby makes the following amendment in the notification of Government of India in the Ministry of Labour and Employment, S.O. 2092, dated the 23<sup>rd</sup> April, 1983, published in the Gazette of India, Part II, Section 3, Sub-section (ii), namely:-

In the said notification, for the words "the employment in loading and unloading in Railways, goods sheds, docks and ports", the words "the employment in loading and unloading in Railways, goods-sheds, docks, ports and airports (both International and Domestic terminals)" shall be substituted.

[F. No. S-32017/1/2016-WC (MW)]

Dr. D. CHAUDHURI, Dy. Director General

June 14, 2017

Mr. Pankaj Mehta,  
Regional Customer Service Manager - South Asia  
British Airways Plc  
DLF Plaza Tower, DLF City Phase I  
Gurgaon - 122 002  
Haryana, India

**Sub.: Indian Government's Notification on Minimum Wage.**

Dear Mr. Mehta,

Greetings from GGI!

This is to inform you that the office of the Chief Labour Commissioner (C), Ministry of Labour and Employment, Government of India, issued a series of notifications (F.No. 1/13(1 to 7)/2017 -LS.II) on April 20, 2017 to revise the minimum rates of wages per day for various categories of employees, in exercise of its powers under Section 3(b) read with Section 4(1)(i) of the Minimum Wages Act, 1948 (being the "Revision Notification"). The Revised Notification is unprecedented and beyond the contemplation of either parties to the Ground Handling Agreement and hence, transgresses from the fundamental assumptions on which the Ground Handling Agreement and the rates thereof were agreed between the parties.

The matter in various forums, have been discussed by the representatives of the industry with the concerned authorities and they seem to be not relenting on amending the notification any further. However, we are hopeful that the industry wide concerns raised on the subject matter are going to make the authorities once again review the Act and probably revise it accordingly - under the consideration that if the status-quo on the Act is maintained by the authorities, then it would have a huge impact on the operating costs across many industries, especially our industry. We will keep you acquainted with any further developments.

We look forward to your understanding and cooperation in the matter. Thank you for your continued patronage.

With best regards,

*R. Maharishi*



Rajat Maharishi  
Chief Executive Officer

Encl.: Notification Issued by Ministry of Labour & Employment Office vide (F.No. 1/13(8)/2017 -LS.II).



June 14, 2017

Mr. Neil Marsh,  
Regional Manager Operations - Iran & Indian Subcontinent  
Air Arabia PJSC  
Khansaheb Building, Industrial Area  
No.10, Near Geeco Round About  
Sharjah Industrial Area  
P. O. Box 132  
Sharjah - UAE

**Sub.: Indian Government's Notification on Minimum Wage.**

Dear Mr. Marsh,

Greetings from GGI!

This is to inform you that the office of the Chief Labour Commissioner (C), Ministry of Labour and Employment, Government of India, issued a series of notifications (F.No. 1/13(1 to 7)/2017 -L.S.II) on April 20, 2017 to revise the minimum rates of wages per day for various categories of employees, in exercise of its powers under Section 3(b) read with Section 4(1)(i) of the Minimum Wages Act, 1948 (being the "Revision Notification"). The Revised Notification is unprecedented and beyond the contemplation of either parties to the Ground Handling Agreement and hence, transgresses from the fundamental assumptions on which the Ground Handling Agreement and the rates thereof were agreed between the parties.

The matter in various forums, have been discussed by the representatives of the industry with the concerned authorities and they seem to be not relenting on amending the notification any further. However, we are hopeful that the industry wide concerns raised on the subject matter are going to make the authorities once again review the Act and probably revise it accordingly - under the consideration that if the status-quo on the Act is maintained by the authorities, then it would have a huge impact on the operating costs across many industries, especially our industry. We will keep you acquainted with any further developments.

We look forward to your understanding and cooperation in the matter. Thank you for your continued patronage.

With best regards,



Rajat Maharishi  
Chief Executive Officer

Encl.: Notification Issued by Ministry of Labour & Employment Office vide (F.No. 1/13(8)/2017 -L.S.II).



June 14, 2017

Mr. Janak Raj Kalakheti,  
Director - Commercial  
Nepal Airlines Corporation  
Kantipath New Road,  
Kathmandu - Nepal.

**Sub.: Indian Government's Notification on Minimum Wage.**

Dear Mr. Janak Raj Kalakheti,

Greetings from GGI!

This is to inform you that the office of the Chief Labour Commissioner (C), Ministry of Labour and Employment, Government of India, issued a series of notifications (F.No. 1/13(1 to 7)/2017 -LS.II) on April 20, 2017 to revise the minimum rates of wages per day for various categories of employees, in exercise of its powers under Section 3(b) read with Section 4(1)(i) of the Minimum Wages Act, 1948 (being the "Revision Notification"). The Revised Notification is unprecedented and beyond the contemplation of either parties to the Ground Handling Agreement and hence, transgresses from the fundamental assumptions on which the Ground Handling Agreement and the rates thereof were agreed between the parties.

The matter in various forums, have been discussed by the representatives of the industry with the concerned authorities and they seem to be not relenting on amending the notification any further. However, we are hopeful that the industry wide concerns raised on the subject matter are going to make the authorities once again review the Act and probably revise it accordingly - under the consideration that if the status-quo on the Act is maintained by the authorities, then it would have a huge impact on the operating costs across many industries, especially our industry. We will keep you acquainted with any further developments.

We look forward to your understanding and cooperation in the matter. Thank you for your continued patronage.

With best regards,



Rajat Maharishi  
Chief Executive Officer

Encl.: Notification Issued by Ministry of Labour &amp; Employment Office vide (F.No. 1/13(8)/2017 -LS.II).



CONFIDENTIAL

June 14, 2017

Mr. Yahya Salim Al-Amry,  
Oman Aviation Services Co.  
P.O. Box 58  
Muscat International Airport  
Postal Code - 111  
Sultanate of Oman.

**Sub.: Indian Government's Notification on Minimum Wage.**

Dear Mr. Yahya Salim Al-Amry,

Greetings from GGI!

This is to inform you that the office of the Chief Labour Commissioner (C), Ministry of Labour and Employment, Government of India, issued a series of notifications (F.No. 1/13(1 to 7)/2017 -L.S.II) on April 20, 2017 to revise the minimum rates of wages per day for various categories of employees, in exercise of its powers under Section 3(b) read with Section 4(1)(i) of the Minimum Wages Act, 1948 (being the "Revision Notification"). The Revised Notification is unprecedented and beyond the contemplation of either parties to the Ground Handling Agreement and hence, transgresses from the fundamental assumptions on which the Ground Handling Agreement and the rates thereof were agreed between the parties.

The matter in various forums, have been discussed by the representatives of the industry with the concerned authorities and they seem to be not relenting on amending the notification any further. However, we are hopeful that the industry wide concerns raised on the subject matter are going to make the authorities once again review the Act and probably revise it accordingly - under the consideration that if the status-quo on the Act is maintained by the authorities, then it would have a huge impact on the operating costs across many industries, especially our industry. We will keep you acquainted with any further developments.

We look forward to your understanding and cooperation in the matter. Thank you for your continued patronage.

With best regards,



Rajat Maharishi  
Chief Executive Officer

Encl.: Notification Issued by Ministry of Labour & Employment Office vide (F.No. 1/13(8)/2017 -L.S.II).



June 14, 2017

Ms. Wajira Perera,  
Manager - Line Stations  
Sri Lankan Airlines Ltd.  
Arrival Hall, Bandaranaike International Airport,  
CAK Colombo  
Sri Lanka

**Sub.: Indian Government's Notification on Minimum Wage.**

Dear Ms. Perera,

Greetings from GGI!

This is to inform you that the office of the Chief Labour Commissioner (C), Ministry of Labour and Employment, Government of India, issued a series of notifications (F.No. 1/13(1 to 7)/2017 -LS.II) on April 20, 2017 to revise the minimum rates of wages per day for various categories of employees, in exercise of its powers under Section 3(b) read with Section 4(1)(i) of the Minimum Wages Act, 1948 (being the "Revision Notification"). The Revised Notification is unprecedented and beyond the contemplation of either parties to the Ground Handling Agreement and hence, transgresses from the fundamental assumptions on which the Ground Handling Agreement and the rates thereof were agreed between the parties.

The matter in various forums, have been discussed by the representatives of the industry with the concerned authorities and they seem to be not relenting on amending the notification any further. However, we are hopeful that the industry wide concerns raised on the subject matter are going to make the authorities once again review the Act and probably revise it accordingly - under the consideration that if the status-quo on the Act is maintained by the authorities, then it would have a huge impact on the operating costs across many industries, especially our industry. We will keep you acquainted with any further developments.

We look forward to your understanding and cooperation in the matter. Thank you for your continued patronage.

With best regards,



Rajat Maharishi  
Chief Executive Officer

Encl.: Notification Issued by Ministry of Labour & Employment Office vide (F.No. 1/13(8)/2017 -LS.II).





Bangalore  
11<sup>th</sup> January, 2008

CONFIDENTIAL

TO WHOM IT MAY CONCERN

We hereby certify that M/s. GlobeGround India Pvt. Ltd. has been awarded the Service Provider Right for undertaking ground handling services at the future Bangalore International Airport, Devanahalli, Karnataka. In this regard, M/s. GlobeGround India Pvt. Ltd. is also permitted to bring in necessary ground handling equipments to the airport.

Yours sincerely  
for Bangalore International Airport Limited



Stephan Widrig  
Chief Commercial Officer

