

15


Form F12 (b) -Historical Aircraft Movement (Only for ISP)

Financial Year	2011-2012	2012-2013	2013-2014	2014-2015	2015-2016	2016-2017	2017-2018	2018-2019	2019-2020	2020-2021	2021-2022
Domestic Landing	0.00	0.00	0.00	0.00	0.00	259543.545	267329.8513	275349.7469	282233.4905	289289.3278	0.00
International Landing	0.00	0.00	0.00	0.00	0.00	101987.7494	107087.1368	112441.4937	116939.1534	121616.7196	0.00
Forecast Error Correction Band Optimistic	0.00	0.00	0.00	0.00	0.00	368761.92	381905.33	395547.06	407156.09	419124.17	0.00
Forecast Error Correction Band	0.00	0.00	0.00	0.00	0.00	361531.29	374416.99	387791.24	399172.64	410906.05	0.00
Forecast Error Correction Band Conservative	0.00	0.00	0.00	0.00	0.00	354300.66	366928.65	380035.42	391189.19	402687.93	0.00



Form F12 (c) -Projected Aircraft Movement (Only for ISP)

Financial Year	2005-06	2006-07	2007-08	2008-09	2009-10	2010-11	2011-12	2012-13	2013-14	2014-15	2015-16	2016-17	2017-18	2018-19	2019-20	2020-21	2021-22	2022-23
Domestic Landing Optimistic	0.00	0.00	0.00	0.00	0.00	0.00	0.00	0.00	0.00	0.00	0.00	264734.42	272676.45	280856.74	287878.16	295075.11	0.00	0.00
Domestic Landing Most likely	0.00	0.00	0.00	0.00	0.00	0.00	0.00	0.00	0.00	0.00	0.00	259543.54	267329.85	275349.74	282233.49	289289.32	0.00	0.00
Domestic Landing Conservative	0.00	0.00	0.00	0.00	0.00	0.00	0.00	0.00	0.00	0.00	0.00	254352.67	261983.25	269842.75	276588.82	283503.54	0.00	0.00
Domestic Landing Total	0.00	0.00	0.00	0.00	0.00	0.00	0.00	0.00	0.00	0.00	0.00	259543.54	267329.85	275349.74	282233.49	289289.32	0.00	0.00
International Landing Optimistic	0.00	0.00	0.00	0.00	0.00	0.00	0.00	0.00	0.00	0.00	0.00	104027.50	109228.88	114690.32	119277.94	124049.05	0.00	0.00
International Landing Conservative	0.00	0.00	0.00	0.00	0.00	0.00	0.00	0.00	0.00	0.00	0.00	99947.99	104945.39	110192.66	114600.37	119184.39	0.00	0.00
International Landing Total	0.00	0.00	0.00	0.00	0.00	0.00	0.00	0.00	0.00	0.00	0.00	101987.75	107087.14	112441.41	116939.15	121616.72	0.00	0.00
Forecast Error Correction Band Optimistic	0.00	0.00	0.00	0.00	0.00	0.00	0.00	0.00	0.00	0.00	0.00	368761.93	381905.33	395547.06	407156.09	419124.17	0.00	0.00
Forecast Error Correction Band Conservative	0.00	0.00	0.00	0.00	0.00	0.00	0.00	0.00	0.00	0.00	0.00	361531.33	374416.93	387791.23	399172.64	410906.00	0.00	0.00



Error Correction Band	0	9	4	4	5	5
Forecast Error Correction Band Conservative	0.00	0.00	0.00	0.00	0.00	0.00
	354300.67	366928.65	380035.42	391189.19	402687.93	0.00



Schedule

This schedule contains the various specified forms that relate to specific clause(s) of the guidelines or section(s) of the appendix as the case may be Form A: (ref Section A1.1 of Appendix 1)

**BEFORE THE AIRPORTS ECONOMIC REGULARITY AUTHORITY OF INDIA
AT NEW DELHI
SUBMISSION OF MULTI YEAR TARIFF PROPOSAL FOR AND ON BEHALF OF
M/s**

1. Kalpesh Kumar Singh aged 32 resident of AIR INDIA SATS AIRPORT SERVICES PRIVATE LIMITED, A-63, 4th Floor, IGI Airport Road, NH-08, Mahipalpur Extension, acting in my official capacity as ISP in M/s AIR INDIA SATS AIRPORT SERVICES PRIVATE LIMITED having its registered office at AIR INDIA SATS AIRPORT SERVICES PRIVATE LIMITED GATE NO. 2, MAINTENANCE CENTER, RGIA, SHAMSHABAD do hereby state and affirm as under that:

1. That I am authorized to act for and on behalf of M/s AIR INDIA SATS AIRPORT SERVICES PRIVATE LIMITED in the matter of making submission before the Airports Economic Regulatory Authority of India, New Delhi ('the Authority')
2. I am competent to make this submission before the authority
3. I am making the submission in any official capacity and the facts stated herein are based on official records
4. The contents of this submission which include inter alia (i) Business Plan (ii) Information Relating to the Regulatory Building Blocks (iii) Competition Assessment (iv) Historical and Forecasted Volumes and (v) Historical Revenues are correct and true to my knowledge and belief and nothing material has been concealed there from

Sd/



Place MUMBAI

Date: 18-03-2016

**Form F11(a): Details of Employees Staff Strength**

Financial Year	2014-2015	2015-2016	2016-2017	2017-2018	2018-2019	2019-2020	2020-2021
APD	0	0	0	0	0	0	0
ATC/ Operations	0	0	0	0	0	0	0
CNS	0	0	0	0	0	0	0
Human Resource	0	0	0	0	0	0	0
Official Language	0	0	0	0	0	0	0
Finance	0	0	0	0	0	0	0
Terminal Management	0	0	0	0	0	0	0
Housekeeping	0	0	0	0	0	0	0
Engineering	0	0	0	0	0	0	0
Commercial	0	0	0	0	0	0	0
Land Management	0	0	0	0	0	0	0




Security	0	0	0	0	0	0	0	0	0
Mt Workshop	0	0	0	0	0	0	0	0	0
Fire	0	0	0	0	0	0	0	0	0
Medical	0	0	0	0	0	0	0	0	0
Cargo	0	0	0	0	0	0	0	0	0
Other 1	0	3400	3300	3465	3638	3820	4011		
Other 2	0	0	0	0	0	0	0		
Other 3	0	0	0	0	0	0	0		
Other 4	0	0	0	0	0	0	0		
Total Full Time Employees	0	0	0	0	0	0	0		
Other 5	0	980	1000	1050	1103	1158	1216		
Other 6	0	0	0	0	0	0	0		
Department Wise Part Time Contractual Employee	0	0	0	0	0	0	0		
Total Particulars	0	0	0	0	0	0	0		



Form F11(c): Admin & General Expenses

Financial Year	2014-2015	2015-2016	2016-2017	2017-2018	2018-2019	2019-2020	2020-2021
Director Sitting Fees	0.00	0.00	0.00	0.00	0.00	0.00	0.00
Rent Rate Taxes	93697153.80	9571096.88	98382011.49	103301112.10	108466167.70	113889476.10	119583949.90
Municipal Taxes	0.00	0.00	0.00	0.00	0.00	0.00	0.00
Insurance	15050928.23	15351946.79	15803474.64	16593648.37	17423330.79	18294497.33	19209222.20
Advtg Publicity	3914612.27	3992904.52	4110342.88	4315860.03	4531653.03	4758235.68	4996147.47
Office Expenses	0.00	0.00	0.00	0.00	0.00	0.00	0.00
Telephone Charges	0.00	0.00	0.00	0.00	0.00	0.00	0.00
Printing And Stationery	0.00	0.00	0.00	0.00	0.00	0.00	0.00
Watch And Ward Expenses	0.00	0.00	0.00	0.00	0.00	0.00	0.00
Travelling Expenses	8463397.03	8632664.97	8886566.88	9330895.23	9797439.99	10287311.99	10801677.59
Other Administrative Charges 1	273637193.00	279109936.80	287319052.60	301685005.30	316769255.50	332607718.30	349238104.20
Other Administrative Charges 2	0.00	0.00	0.00	0.00	0.00	0.00	0.00
Legal Expenses	3839251.00	3916036.02	4031213.55	4232774.23	4444412.94	4666633.59	4899965.27
Audit Fees	0.00	0.00	0.00	0.00	0.00	0.00	0.00
Other Legal Expense 1	0.00	0.00	0.00	0.00	0.00	0.00	0.00
Other Legal Expense 2	0.00	0.00	0.00	0.00	0.00	0.00	0.00
Fees Paid To Outsiders (Consultancy / Advisory)	0.00	0.00	0.00	0.00	0.00	0.00	0.00
Conservancy Charges	0.00	0.00	0.00	0.00	0.00	0.00	0.00
Hire Charges Car Jeep	0.00	0.00	0.00	0.00	0.00	0.00	0.00
Other Consultancy Expense	0.00	0.00	0.00	0.00	0.00	0.00	0.00
Other 1	0.00	0.00	0.00	0.00	0.00	0.00	0.00
Other 2	0.00	0.00	0.00	0.00	0.00	0.00	0.00
Grand Total	398602535.33	406574585.98	439459295.25	461432259.95	484503872.99	508729066.62	



Airports Economic Regulatory Authority of India

Apportionment Of Admn. Expenses (Overhead Expenses Other Than Employees Related)	0.00	0.00	0.00	0.00	0.00	0.00	0.00	0.00	0.00
Net A&G Expenses	398602535.33	406574585.98	0.00	439459295.25	461432259.95	484503872.99	508729066.62		



Form F11(d): Repair & Maintenance Expenditure

Financial Year	2014-2015	2015-2016	2016-2017	2017-2018	2018-2019	2019-2020	2020-2021
Civil	0.00	0.00	0.00	0.00	0.00	0.00	0.00
Electrical	0.00	0.00	0.00	0.00	0.00	0.00	0.00
Equipment And Furniture	0.00	0.00	0.00	0.00	0.00	0.00	0.00
Electronics	0.00	0.00	0.00	0.00	0.00	0.00	0.00
Other 1	47474923.65	48424422.12	49848669.83	52341103.32	54958158.49	57706066.41	60591369.74
Other 2	0.00	0.00	0.00	0.00	0.00	0.00	0.00
Other 3	0.00	0.00	0.00	0.00	0.00	0.00	0.00
Other 4	0.00	0.00	0.00	0.00	0.00	0.00	0.00
Total Of R M	0.00	0.00	0.00	0.00	0.00	0.00	0.00



Form F11(e): Utilities & Outsourcing Expenses

Financial Year	2014-2015	2015-2016	2016-2017	2017-2018	2018-2019	2019-2020	2020-2021
Electricity Unit Consumed	0.00	0.00	0.00	0.00	0.00	0.00	0.00
Unit Cost	0.00	0.00	0.00	0.00	0.00	0.00	0.00
Power Charges	0.00	0.00	0.00	0.00	0.00	0.00	0.00
Water Charges	0.00	0.00	0.00	0.00	0.00	0.00	0.00
Airfield Service And Facilities	0.00	0.00	0.00	0.00	0.00	0.00	0.00
Terminals	0.00	0.00	0.00	0.00	0.00	0.00	0.00
Maintenance	0.00	0.00	0.00	0.00	0.00	0.00	0.00
Cleaning	0.00	0.00	0.00	0.00	0.00	0.00	0.00
Other 1	0.00	0.00	254083302.50	266787467.60	280126841.00	294133183.00	308839842.20
Other 2	0.00	0.00	0.00	0.00	0.00	0.00	0.00
Grand Total (A)	0.00	0.00	254083302.50	266787467.60	280126841.00	294133183.00	308839842.20
Consumption Of Stores & Spares/utilities And Outsourcing Expenses Capitalised (B)	0.00	0.00	0.00	0.00	0.00	0.00	0.00
Utilities And Outsourcing Expenses (A-B)	0.00	0.00	254083302.50	266787467.60	280126841.00	294133183.00	308839842.20



Form F11(g): Current Assets & Liabilities

Financial Year	2014-2015	2015-2016	2016-2017	2017-2018	2018-2019	2019-2020	2020-2021
Sundry Debtors	3070143777.00	3254352404.00	3438561030.00	3851188354.00	4313330956.00	4830930671.00	5410642352.00
Cash And Bank Balances	-52753275.00	-53808340.50	-55390938.75	-58160485.69	-61068509.97	-64121935.47	-67328032.24
Inventories	0.00	0.00	0.00	0.00	0.00	0.00	0.00
Other Current Assets	0.00	0.00	0.00	0.00	0.00	0.00	0.00
Loans And Advances	264394247.00	302221164.20	383540784.90	329498499.80	271063523.80	206001752.70	207062352.30
Other 1	0.00	0.00	0.00	0.00	0.00	0.00	0.00
Total Assets Loans	0.00	0.00	0.00	0.00	0.00	0.00	0.00
Liabilities	3984061869.00	4063743106.00	4183264962.00	4392428211.00	4612049621.00	4842652102.00	5190208514.00
Provisions	0.00	0.00	0.00	0.00	0.00	0.00	0.00
Other 2	0.00	0.00	0.00	0.00	0.00	0.00	0.00
Total Liabilities Provisions	0.00	0.00	0.00	0.00	0.00	0.00	0.00
Net Current Assets	0.00	0.00	0.00	0.00	0.00	0.00	0.00



25

21

Schedule
This schedule contains the various specified forms that relate to specific clause(s) of the guidelines or section(s) of the appendix as the case may be
Form A: (ref Section AI 1 of Appendix 1)

**BEFORE THE AIRPORTS ECONOMIC REGULATORY AUTHORITY OF INDIA
AT NEW DELHI**

SUBMISSION OF MULTI YEAR TARIFF PROPOSAL FOR AND ON BEHALF OF

M/s

1. Kalpesh Kumar Singh aged 32 resident of AIR INDIA SATS AIRPORT SERVICES PRIVATE LIMITED, A-63, 4th Floor, IGI Airport Road, NH-08, Mahipalpur Extension, acting in my official capacity as ISP in M/s AIR INDIA SATS AIRPORT SERVICES PRIVATE LIMITED having its registered office at AIR INDIA SATS AIRPORT SERVICES PRIVATE LIMITED GATE NO. 2, MAINTENANCE CENTER, RGIA, SHAMSHABAD do hereby state and affirm as under that:

1. That I am authorized to act for and on behalf of M/s AIR INDIA SATS AIRPORT SERVICES PRIVATE LIMITED in the matter of making submission before the Airports Economic Regulatory Authority of India, New Delhi ('the Authority')
2. I am competent to make this submission before the authority
3. I am making the submission in any official capacity and the facts stated herein are based on official records
4. The contents of this submission include inter alia (i) Business Plan (ii) Information Relating to the Regulatory Building Blocks (iii) Competition Assessment (iv) Historical and Forecasted Volumes and (v) Historical Revenues are correct and true to my knowledge and belief and nothing material has been concealed there from




Sd/ *Kishoreg*
Place MUMBAI

Date: 18-03-2016

Form F13(a): Historical Tariff (S) & Revenue Forms Regulated Services

Financial Year	2014-2015	2015-2016	2016-2017	2017-2018	2018-2019	2019-2020	2020-2021
Landing Charges Domestic	0.00	0.00	0.00	0.00	0.00	0.00	0.00
Landing Charges International	0.00	0.00	0.00	0.00	0.00	0.00	0.00
Total Landing Charges	0.00	0.00	0.00	0.00	0.00	0.00	0.00
Housing And Parking Charges	0.00	0.00	0.00	0.00	0.00	0.00	0.00
Psf	0.00	0.00	0.00	0.00	0.00	0.00	0.00
Udf Domestic	0.00	0.00	0.00	0.00	0.00	0.00	0.00
Udf International	0.00	0.00	0.00	0.00	0.00	0.00	0.00
Total Udf	0.00	0.00	0.00	0.00	0.00	0.00	0.00
Throughput Charges	0.00	0.00	0.00	0.00	0.00	0.00	0.00



Ground Handling Charges	2153198280.00	0.00	0.00	0.00	0.00	0.00	0.00	0.00	0.00
Cute Charges	0.00	0.00	0.00	0.00	0.00	0.00	0.00	0.00	0.00
Cargo Special Rent	0.00	0.00	0.00	0.00	0.00	0.00	0.00	0.00	0.00
Aai Cargo Revenue	0.00	0.00	0.00	0.00	0.00	0.00	0.00	0.00	0.00
Other 1	0.00	0.00	0.00	0.00	0.00	0.00	0.00	0.00	0.00
Other 2	4317362.75	4533230.89	0.00	4759892.43	4997887.05	5247781.41	5510170.48		
Total Revenue	0.00	0.00	0.00	0.00	0.00	0.00	0.00	0.00	0.00

- 22 -



Form F13(b): Historical & Projected Revenue From Services other than Regulated Services

Financial Year	2014-2015	2015-2016	2016-2017	2017-2018	2018-2019	2019-2020	2020-2021
Restaurants Snacks Bar	0.00	0.00	0.00	0.00	0.00	0.00	0.00
Tt Stall	0.00	0.00	0.00	0.00	0.00	0.00	0.00
Hoarding Display	0.00	0.00	0.00	0.00	0.00	0.00	0.00
Other Trading Concessions 1	0.00	0.00	0.00	0.00	0.00	0.00	0.00
Other Trading Concessions 2	0.00	0.00	0.00	0.00	0.00	0.00	0.00
Other Trading Concessions 3	0.00	0.00	0.00	0.00	0.00	0.00	0.00
Land Leases	0.00	0.00	0.00	0.00	0.00	0.00	0.00
Residential Building	0.00	0.00	0.00	0.00	0.00	0.00	0.00
Non Residential Building	0.00	0.00	0.00	0.00	0.00	0.00	0.00
Other Rent And Services 1	0.00	0.00	0.00	0.00	0.00	0.00	0.00
Other Rent And Services 2	0.00	0.00	0.00	0.00	0.00	0.00	0.00
Other Rent And Services 3	0.00	0.00	0.00	0.00	0.00	0.00	0.00
Duty Free Shops	0.00	0.00	0.00	0.00	0.00	0.00	0.00
Car Rentals	0.00	0.00	0.00	0.00	0.00	0.00	0.00
Car Parking	0.00	0.00	0.00	0.00	0.00	0.00	0.00
Porterage	0.00	0.00	0.00	0.00	0.00	0.00	0.00
Admission Tickets	0.00	0.00	0.00	0.00	0.00	0.00	0.00
X Baggage Screening	0.00	0.00	0.00	0.00	0.00	0.00	0.00
Other Misc Income	0.00	0.00	0.00	0.00	0.00	0.00	0.00
Sale Of Scrap	0.00	0.00	0.00	0.00	0.00	0.00	0.00
Other Miscellaneous 1	4317362.75	0.00	4533230.89	4759892.43	4997887.05	5247781.41	5510170.48
Other Miscellaneous 2	0.00	0.00	0.00	0.00	0.00	0.00	0.00
Other Miscellaneous 3	0.00	0.00	0.00	0.00	0.00	0.00	0.00
Other Miscellaneous 4	0.00	0.00	0.00	0.00	0.00	0.00	0.00
Total Revenue Other	0.00	0.00	0.00	0.00	0.00	0.00	0.00



Then Regulated Service												
------------------------	--	--	--	--	--	--	--	--	--	--	--	--



Form F10(c): Year-wise Capital Expenditure Financing Plans for next 10 years

Financial Year	2016-2017	2017-2018	2018-2019	2019-2020	2020-2021
Internal Accrual	600000.00	600000.00	600000.00	600000.00	600000.00
Total Capex Planned	0.00	0.00	0.00	0.00	0.00
Equity Infused	0.00	0.00	0.00	0.00	0.00
User Contributions	0.00	0.00	0.00	0.00	0.00
Total Debt	0.00	0.00	0.00	0.00	0.00



Schedule

This schedule contains the various specified forms that relate to specific clause(s) of the guidelines or section(s) of the appendix as the case may be Form A: (ref Section A1.1 of Appendix 1)

**BEFORE THE AIRPORTS ECONOMIC REGULARITY AUTHORITY OF INDIA
AT NEW DELHI
SUBMISSION OF MULTI YEAR TARIFF PROPOSAL FOR AND ON BEHALF OF
M/s**

1. Kalpesh Kumar Singh aged 32 resident of AIR INDIA SATS AIRPORT SERVICES PRIVATE LIMITED, A-63, 4th Floor, IGI Airport Road, NH-08, Mahipalpur Extension, acting in my official capacity as ISP in M/s AIR INDIA SATS AIRPORT SERVICES PRIVATE LIMITED, having its registered office at AIR INDIA SATS AIRPORT SERVICES PRIVATE LIMITED GATE NO. 2, MAINTENANCE CENTER, RGIA, SHAMSHABAD do hereby state and affirm as under that:

1. That I am authorized to act for and on behalf of M/s AIR INDIA SATS AIRPORT SERVICES PRIVATE LIMITED in the matter of making submission before the Airports Economic Regulatory Authority of India, New Delhi (the Authority)
2. I am competent to make this submission before the authority
3. I am making the submission in my official capacity and the facts stated herein are based on official records
4. The contents of this submission which include inter alia (i) Business Plan (ii) Information Relating to the Regulatory Building Blocks (iii) Competition Assessment (iv) Historical and Forecasted Volumes and (v) Historical Revenues are correct and true to my knowledge and belief and nothing material has been concealed there from

Sd/



Place

MUMBAI

Date: 18-03-2016

**Form F2(b): Historical and Projected Profit / Loss Account (Only for AO)**

Financial Year	2014-2015	2015-2016	2016-2017	2017-2018	2018-2019	2019-2020	2020-2021
Revenue From Regulated Services	0.00	0.00	0.00	0.00	0.00	0.00	0.00
Revenue From Other Than Regulated Services	0.00	0.00	0.00	0.00	0.00	0.00	0.00
Total Revenue	0.00	0.00	0.00	0.00	0.00	0.00	0.00
Pay Roll Costs	0.00	0.00	0.00	0.00	0.00	0.00	0.00
Admin And Other Expenses	398602535.33	406574585.98	0.00	439459295.25	461432259.95	484503872.99	508729066.62
Repair And Maintenance	0.00	0.00	0.00	0.00	0.00	0.00	0.00
Utilities And	0.00	0.00	254083302.50	266787467.60	280126841.00	294133183.00	308839842.20

Outsourcing Expenses									
Other Outflows	0.00	0.00	0.00	0.00	0.00	0.00	0.00	0.00	0.00
Total Operating Expenditure	398602535.33	406574585.98	254083302.50	706246762.85	741559100.95	778637055.99	817568908.82		
Earning Before Depreciation Interest And Taxation	-398602535.33	-406574585.98	-254083302.50	-706246762.85	-741559100.95	-778637055.99	-817568908.82		
Depreciation	0.00	0.00	0.00	0.00	0.00	0.00	0.00		
Earning Before Interest And Taxation	-398602535.33	-406574585.98	-254083302.50	-706246762.85	-741559100.95	-778637055.99	-817568908.82		
Total Interest And Finance Charges	0.00	0.00	0.00	0.00	0.00	0.00	0.00		
Profit Loss Before Tax	-398602535.33	-406574585.98	-254083302.50	-706246762.85	-741559100.95	-778637055.99	-817568908.82		
Tax	0.00	0.00	0.00	0.00	0.00	0.00	0.00		
Profit Loss After Taxation	-398602535.33	-406574585.98	-254083302.50	-706246762.85	-741559100.95	-778637055.99	-817568908.82		
Balance Carried To Balance Sheet	0.00	0.00	0.00	0.00	0.00	0.00	0.00		



Form F3: Historical and Projected Profit / Loss Account (Only for ISP)

Financial Year	2014-2015	2015-2016	2016-2017	2017-2018	2018-2019	2019-2020	2020-2021
Revenue From Regulated Services	0.00	0.00	0.00	0.00	0.00	0.00	0.00
Revenue From Other Than Regulated Services	0.00	0.00	0.00	0.00	0.00	0.00	0.00
Total Revenue	0.00	0.00	0.00	0.00	0.00	0.00	0.00
Pay Roll Costs	0.00	0.00	0.00	0.00	0.00	0.00	0.00
Repair And Maintenance Costs	0.00	0.00	0.00	0.00	0.00	0.00	0.00
Utilities And Outsourcing Costs	0.00	0.00	254083302.50	266787467.60	280126841.00	294133183.00	308839842.20
Admin And General Expenses	398602535.33	406574585.98	0.00	439459295.25	461432259.95	484503872.99	508729066.62
Concession Fee	0.00	0.00	0.00	0.00	0.00	0.00	0.00
Other 1	0.00	0.00	0.00	0.00	0.00	0.00	0.00
Other 2	0.00	0.00	0.00	0.00	0.00	0.00	0.00
Other 3	0.00	0.00	0.00	0.00	0.00	0.00	0.00
Total Operating Expenditure	398602535.33	406574585.98	254083302.50	706246762.85	741559100.95	778637055.99	817568908.82
Earning Before Depreciation Interest And Taxation	-398602535.33	-406574585.98	-254083302.50	-706246762.85	-741559100.95	-778637055.99	-817568908.82
Depreciation And Amortisation	0.00	0.00	0.00	0.00	0.00	0.00	0.00
Earning Before Interest And Taxation	-398602535.33	-406574585.98	-254083302.50	-706246762.85	-741559100.95	-778637055.99	-817568908.82
Total Interest And Finance Charges	0.00	0.00	0.00	0.00	0.00	0.00	0.00
Profit Loss Before Tax	-398602535.33	-406574585.98	-254083302.50	-706246762.85	-741559100.95	-778637055.99	-817568908.82
Tax	0.00	0.00	0.00	0.00	0.00	0.00	0.00
Profit Loss After Taxation	-398602535.33	-406574585.98	-254083302.50	-706246762.85	-741559100.95	-778637055.99	-817568908.82
Balance Carried To Balance Sheet	-398602535.33	-406574585.98	-254083302.50	-706246762.85	-741559100.95	-778637055.99	-817568908.82



Form F16: Performance Report for the Tariff Year (Only for ISP)

Financial Year	2014-2015	2015-2016	2016-2017	2017-2018	2018-2019	2019-2020	2020-2021
Total Revenue From Regulated Services	0.00	0.00	0.00	0.00	0.00	0.00	0.00
Total Revenue From Services Other Than Regulated Services	0.00	0.00	0.00	0.00	0.00	0.00	0.00
Operating Expenditure	0.00	0.00	0.00	0.00	0.00	0.00	0.00
Depreciation	0.00	0.00	0.00	0.00	0.00	0.00	0.00
Total Expenditure	0.00	0.00	0.00	0.00	0.00	0.00	0.00
Regulatory Operating Profit	0.00	0.00	0.00	0.00	0.00	0.00	0.00
Capital Expenditure	0.00	0.00	0.00	0.00	0.00	0.00	0.00
Opening Regulatory Asset Base (RAB)	0.00	0.00	0.00	-28606903.00	-64513806.00	-111370709.00	-169177612.00
Disposals/ Transfers	0.00	0.00	0.00	0.00	0.00	0.00	0.00
Closing Rab	0.00	0.00	0.00	-28606903.00	-64513806.00	-111370709.00	-169177612.00
Average Regulatory Asset Base (RAB)	0.00	0.00	0.00	-28606903.00	-64513806.00	-111370709.00	-169177612.00
WACC %	0.00	0.00	0.00	0.00	0.00	0.00	0.00
Return On Average Rab Wacc	0.00	0.00	0.00	0.00	0.00	0.00	0.00
Return On Average Regulatory Asset Base (RAB)	0.00	0.00	0.00	0.00	0.00	0.00	0.00
Corporate Tax On Return On Rab	0.00	0.00	0.00	0.00	0.00	0.00	0.00
ARR	0.00	0.00	0.00	0.00	0.00	0.00	0.00
Total Volume Cargo	0.00	0.00	0.00	0.00	0.00	0.00	0.00
Required Yield Cargo	0.00	0.00	0.00	0.00	0.00	0.00	0.00
Present Yield Cargo	0.00	0.00	0.00	0.00	0.00	0.00	0.00
Total Volume Fuel	0.00	0.00	0.00	0.00	0.00	0.00	0.00
Required Yield Fuel	0.00	0.00	0.00	0.00	0.00	0.00	0.00
Present Yield Fuel	0.00	0.00	0.00	0.00	0.00	0.00	0.00
Total Volume Atm	0.00	0.00	31841.00	32937.00	34073.00	35041.00	36038.00



35

Airports Economic Regulatory Authority of India

Required Yield Atm	0.00	0.00	0.00	0.00	0.00	0.00	0.00	0.00
Present Yield Atm	0.00	0.00	0.00	0.00	0.00	0.00	0.00	0.00

-31-



F2: Historical and Projected Balance Sheet (Only for ISP)

Financial Year	2014-2015	2015-2016	2016-2017	2017-2018	2018-2019	2019-2020	2020-2021
Share Capital	0.00	0.00	0.00	0.00	0.00	0.00	0.00
Share Application Money	0.00	0.00	0.00	0.00	0.00	0.00	0.00
Reverses And Surplus	-76367674.19	-15089596.97	46457427.55	125482084.40	224932689.30	347987139.70	491019324.30
Loan Funds	0.00	0.00	0.00	0.00	0.00	0.00	0.00
Secured Loans	0.00	0.00	0.00	0.00	0.00	0.00	0.00
Unsecured Loans	0.00	0.00	0.00	0.00	0.00	0.00	0.00
Capital Grants	0.00	0.00	0.00	0.00	0.00	0.00	0.00
Deferred Tax Liability	0.00	0.00	0.00	0.00	0.00	0.00	0.00
Total Sources Of Funds	0.00	0.00	0.00	0.00	0.00	0.00	0.00
Gross Block (Net Of Assets Not In Use)	838548050.40	867897232.10	898548050.40	958548050.40	1018548050.00	1078548050.00	1168548050.00
Less: Accumulated Depreciation	212638604.80	322008950.10	435536536.70	563164123.40	704891710.10	860719296.80	1037696884.00
Net Block	625909445.60	545888282.10	463011513.60	395383927.00	313666340.30	217828753.60	130851166.90
Capital Work In Progress	0.00	0.00	0.00	0.00	0.00	0.00	0.00
Total Fixed Assets	0.00	0.00	0.00	0.00	0.00	0.00	0.00
Investments	0.00	0.00	0.00	0.00	0.00	0.00	0.00
Deferred Tax Assets	0.00	0.00	0.00	0.00	0.00	0.00	0.00
Sundry Debtors	3070143777.00	3254352404.00	3438561030.00	3851188354.00	4313330956.00	4830930671.00	5410642352.00
Cash And Bank Balances	-52753275.00	-53808340.50	-55390938.75	-58160485.69	-61068509.97	-64121935.47	-67328032.24
Inventories	0.00	0.00	0.00	0.00	0.00	0.00	0.00
Other Current Assets	0.00	0.00	0.00	0.00	0.00	0.00	0.00
Loans And Advances	264394247.00	302221164.20	383540784.90	329498499.80	271063523.80	206001752.70	207062352.30
Total Current Assets	3070143777.00	3200544063.50	3383170091.25	3793027868.31	4252262446.03	4766808735.53	5343314319.76
Liabilities	3984061869.00	4063743106.00	4183264962.00	4392428211.00	4612049621.00	4842652102.00	5190208514.00
Provisions	0.00	0.00	0.00	0.00	0.00	0.00	0.00
Total Current Liabilities	0.00	0.00	0.00	0.00	0.00	0.00	0.00
Net Current Assets	3070143777.00	3200544063.50	3383170091.25	3793027868.31	4252262446.03	4766808735.53	5343314319.76

Airports Economic Regulatory Authority of India

Total Application Of Fund	3070143777.00	3200544063.00	3383170091.00	3793027868.00	4252262446.00	4766808735.00	5343314319.00
---------------------------	---------------	---------------	---------------	---------------	---------------	---------------	---------------



Form F2(a): Historical and Projected Balance Sheet

Financial Year	2015-2016	2016-2017	2017-2018	2018-2019	2019-2020	2020-2021
Share Holders Fund	0.00	0.00	0.00	0.00	0.00	0.00
Gross Block (Net Of Assets Not In Use)	0.00	0.00	0.00	0.00	0.00	0.00
Less: Accumulated Depreciation	0.00	0.00	0.00	0.00	0.00	0.00
Net Block	0.00	0.00	0.00	0.00	0.00	0.00
Capital Work In Progress	0.00	0.00	0.00	0.00	0.00	0.00
Total Fixed Assets	0.00	0.00	0.00	0.00	0.00	0.00
Investments	0.00	0.00	0.00	0.00	0.00	0.00
Deferred Tax Assets	0.00	0.00	0.00	0.00	0.00	0.00
Sundry Debtors	3254352404.00	3438561030.00	3851188354.00	4313330956.00	4830930671.00	5410642352.00
Cash And Bank Balances	-53808340.50	-55390938.75	-58160485.69	-61068509.97	-64121935.47	-67328032.24
Inventories	0.00	0.00	0.00	0.00	0.00	0.00
Other Current Assets	0.00	0.00	0.00	0.00	0.00	0.00
Loans And Advances	302221164.20	383540784.90	329498499.80	271063523.80	206001752.70	207062352.30
Total Current Assets	3502765227.70	3766710876.15	4122526368.11	4523325969.83	4972810488.23	5550376672.06
Liabilities	4063743106.00	4183264962.00	4392428211.00	4612049621.00	4842552102.00	5190208514.00
Provisions	0.00	0.00	0.00	0.00	0.00	0.00
Net Current Assets	-560977878.30	-416554085.85	-269901842.89	-88723651.17	130158386.23	360168158.06
Total Application Of Fund	-560977878.30	-416554085.85	-269901842.89	-88723651.17	130158386.23	360168158.06



Form F2(c): Historical and Projected Cash Flow Statement (Only for AO)

Financial Year	2014-2015	2015-2016	2016-2017	2017-2018	2018-2019	2019-2020	2020-2021
Net Profit Before Taxation	0.00	0.00	0.00	0.00	0.00	0.00	0.00
Depreciation And Amortisation	0.00	0.00	0.00	0.00	0.00	0.00	0.00
Loss Profit On Sales Assets	0.00	0.00	0.00	0.00	0.00	0.00	0.00
Interest Income	0.00	0.00	0.00	0.00	0.00	0.00	0.00
Provision –Additions (write Back) Net	0.00	0.00	0.00	0.00	0.00	0.00	0.00
Operating Profit Before Working Capital Changes	0.00	0.00	0.00	0.00	0.00	0.00	0.00
Decrease/ Increase In Trade Receivables	-184208627.00	-184208626.00	-412627324.00	-462142602.00	-517599715.00	-579711681.00	0.00
Decrease/ Increase In Inventories	0.00	0.00	0.00	0.00	0.00	0.00	0.00
Decrease/ Increase In Cash And Bank Balance	1055065.50	1582598.25	2769546.94	2908024.28	3053425.50	3206096.77	0.00
Decrease/ Increase In Loans And Advances	-37826917.20	-81319620.70	54042285.10	58434976.00	65061771.10	-1060599.60	0.00
Decrease/ Increase In Sundry Creditors	79681237.00	119521856.00	209163249.00	219621410.00	230602481.00	347556412.00	0.00
Decrease/ Increase In Provisions	0.00	0.00	0.00	0.00	0.00	0.00	0.00
Net Cash Flow From Operating Activities	-141299241.70	-144423792.45	-146652242.96	-181178191.72	-218882037.40	-230009771.83	0.00
Purchase Of Fixed Assets	0.00	0.00	0.00	0.00	0.00	0.00	0.00
Decrease In WIP Assets	0.00	0.00	0.00	0.00	0.00	0.00	0.00
Cash From Investing Activities	0.00	0.00	0.00	0.00	0.00	0.00	0.00
Decrease In Share	0.00	0.00	0.00	0.00	0.00	0.00	0.00



Capital										
Cash Flow From Financing Activities	0.00	0.00	0.00	0.00	0.00	0.00	0.00	0.00	0.00	0.00
Net Change In Cash And Cash Equivalents	-141299241.70	-144423792.45	-146652242.96	-181178191.72	-218882037.40	-230009771.83	-230009771.83	0.00	0.00	0.00
Cash And Cash Equivalents At The Beginning Of The Period	0.00	0.00	-53808340.50	-55390938.75	-58160485.69	-61068509.97	-61068509.97	-64121935.47	-64121935.47	-64121935.47
Cash And Cash Equivalents At The End Of The Period	0.00	-53808340.50	-55390938.75	-58160485.69	-61068509.97	-64121935.47	-64121935.47	-64121935.47	-64121935.47	-64121935.47



Form F4: Historical and projected cash flow statement (Only for ISP)

Financial Year	2014-2015	2015-2016	2016-2017	2017-2018	2018-2019	2019-2020	2020-2021
Net Profit Before Taxation	0.00	0.00	0.00	0.00	0.00	0.00	0.00
Depreciation And Amortisation	0.00	0.00	0.00	0.00	0.00	0.00	0.00
Loss / (Profit) On Sales Of Assets(net)	0.00	0.00	0.00	0.00	0.00	0.00	0.00
Interest Income	0.00	0.00	0.00	0.00	0.00	0.00	0.00
Provision –Additions (write Back) Net	0.00	0.00	0.00	0.00	0.00	0.00	0.00
Operating Profit Before Working Capital Changes	0.00	0.00	0.00	0.00	0.00	0.00	0.00
Decrease/ Increase In Trade Receivables	-184208627.00	-184208626.00	-412627324.00	-462142602.00	-517599715.00	-579711681.00	0.00
Decrease/ Increase In Inventories	0.00	0.00	0.00	0.00	0.00	0.00	0.00
Decrease/ Increase In Cash And Bank Balance	1055065.50	1582598.25	2769546.94	2908024.28	3053425.50	3206096.77	0.00
Decrease/ Increase In Loans And Advances	-37826917.20	-81319620.70	54042285.10	58434976.00	65061771.10	-1060599.60	0.00
Decrease/ Increase In Sundry Creditors	79681237.00	119521856.00	209163249.00	219621410.00	230602481.00	347556412.00	0.00
Decrease/ Increase In Provisions	0.00	0.00	0.00	0.00	0.00	0.00	0.00
Net Cash Flow From Operating Activities	-141299241.70	-144423792.45	-146652242.96	-181178191.72	-218882037.40	-230009771.83	0.00
Purchase Of Fixed Assets	0.00	0.00	0.00	0.00	0.00	0.00	0.00
Decrease In WIP Assets	0.00	0.00	0.00	0.00	0.00	0.00	0.00
Cash From Investing Activities	0.00	0.00	0.00	0.00	0.00	0.00	0.00
Decrease In Share	0.00	0.00	0.00	0.00	0.00	0.00	0.00

42

Airports Economic Regulatory Authority of India

Capital													
Cash Flow From Financing Activities	0.00	0.00	0.00	0.00	0.00	0.00	0.00	0.00	0.00	0.00	0.00	0.00	0.00
Net Change In Cash And Cash Equivalents	-141299241.70	-144423792.45	-146652242.96	-181178191.72	-218882037.40	-230009771.83	-230009771.83	-230009771.83	-230009771.83	-230009771.83	-230009771.83	-230009771.83	-230009771.83
Cash And Cash Equivalents At The Beginning Of The Period	0.00	0.00	-53808340.50	-55390938.75	-58160485.69	-61068509.97	-61068509.97	-61068509.97	-61068509.97	-61068509.97	-61068509.97	-61068509.97	-64121935.47
Cash And Cash Equivalents At The End Of The Period	0.00	-53808340.50	-55390938.75	-58160485.69	-61068509.97	-61068509.97	-61068509.97	-61068509.97	-61068509.97	-61068509.97	-61068509.97	-61068509.97	-64121935.47



-38-

Form F14(a): Annual Tariff Proposal for Tariff Year T-Format for providing information on EMAY

Financial Year	2014-2015	2015-2016	2016-2017	2017-2018	2018-2019	2019-2020	2020-2021
Yield Per Unit	0.00	0.00	4354.00	0.00	0.00	0.00	0.00
Error Correction Term (from Year T-2)	0.00	0.00	0.00	0.00	0.00	0.00	0.00
Estimated Maximum Allowed Yield (EMAY)	0.00	0.00	4354.00	0.00	0.00	0.00	0.00



2016/L/CHQ/MKT/0017/AERA

07 July 2016

Ms. Radhika R
OSD-II
Airports Economic Regulatory Authority of India
New Delhi

Ref: AERA/20010/MYTP-AIS/GH/DEL/CP-II/2016-17/9243

Sub: Submission of MYTP/ATP proposal for the 2nd control period by AISATS providing Ground Handling & Cargo services at the airports of Delhi, Bengaluru, Hyderabad, Thiruvananthapuram.

Dear Madam,

This is in reference to your letter dated 9th June 2016 about submissions of MYTP/ATP proposal for 2nd control period by AISATS for providing Ground Handling & Cargo services at Delhi, Bengaluru, Hyderabad & Thiruvananthapuram. Based on your letter, we have made the necessary changes to our MYTP forms and are hereby attaching the necessary explanations for the same (Appendix A attached along with this letter).

Thank you for your kind understanding.

Yours Sincerely,



Kalpesh Kumar Singh
Assistant Vice President - Commercial
Air India SATS Airport Services Private Limited
E-mail: kalpesh.singh@aisats.in
Contact: (D) +91-22-4203 7016

Air India SATS Airport Services Private Limited

Correspondence Address: B- 1101 & 1102, Lotus Corporate Park, Off. Western Express Highway,
Goregaon (East), Mumbai 400 063, India

Registered Office: Airline House, 112, Gundwara Bazar, New Delhi 110001, India
Corporate Identification Number (CIN): U74900DL2010PTC0261763

Appendix A:

AERA' Feedback	AISATS Response
i) Signed and stamped declaration in Form B for filing of ATP	Signed and stamped declaration in Form 14(b) attached for reference.
ii) The forms of MYTP are not filled up properly and also not supported by any comment. For example, Form F11(b) : Payroll /related /expenditure and Provisions (Only for ISP), no amount is indicated in tariff years 2014-15, 2015-16 and some amount indicated under head other 1 (without attachment of working / justification for the same) from tariff year 2016-17 onwards. Further, in Form F11 (f) - Other Outflow- no amount has been filled under the head License fee, Royalty and provision for tax etc.	i. Payroll related expenditure and provisions for Tariff Year 2014-15, 2015-16 attached in Appendix 1. ii. Justification for 11(f) attached in Appendix 1.
iii) The justifications and assumptions considered by AISATS while doing the projections under various heads of revenue and expenditure are not attached.	Justification and assumptions for projections under various head of revenue and expenditure attached in Appendix 2.
iv) The working for calculation of depreciation along with the depreciation rates and depreciation policy of the company has not been attached. Further, zero has been indicated for tariff year 2016-17 to 2020-21 in Form F9. Further, AISATS should submit a declaration stating that the depreciation rates charged on the assets are as	Justification on depreciation attached in Appendix 3.

Air India SATS Airport Services Private Limited

Correspondence Address:

A-301, Business Square, Andheri – Kurla Road, Chakala, Andheri (East), Mumbai 400069, India

	per the rates notified in the companies Act, 2013.	
v)	The Opening Regulatory Asset Base (RAB) is not submitted in Form F9. The form F for the calculation of RAB and the Average RAB may be resubmitted.	We have made the necessary changes in MYTP.
vi)	Provision for Taxation, License fee and Royalty in F11 (f) Other Outflows form is blank. It requires justification.	Justification for F11 (f) attached in Appendix 4.
vii)	The fair rate of return projected by the company as per para 9.1 of the guidelines along with proper calculation of ARR for the various tariff years of the second control period.	Calculation of ARR attached in Appendix 5.
viii)	Details of Capital Expenditure projected in the Form 10 (a) may be justified.	Explanation on Capital Expenditure projected in Form F10 (a) attached in Appendix 6.
ix)	Annual Tariff proposal for FY 2016-17 may be submitted online.	Annual Tariff Proposal for FY 2016-17 submitted online.
x)	Annual Compliance Statement (ACS) for the F 2014-15 may be submitted online.	Annual Compliance Statement for FY 2014-15 submitted online.
xi)	The reconciliation statements with audited accounts in respect of regulated and non-regulated services as per para 3, 4 & 5 of the tariff related instructions on the instructions page of the online tariff submission portal.	Kindly note that the reconciliation statements will be submitted after the completions of audit for each year for the Second Control Period.

Air India SATS Airport Services Private Limited

Correspondence Address:

A-301, Business Square, Andheri – Kurla Road, Chakala, Andheri (East), Mumbai 400069, India

Appendix 1**BANGALORE CH**

S. N.	Particulars	FY 2014-15	FY 2015-16	FY 2016-17 Tariff Year 1	FY 2017-18 Tariff Year 2	FY 2018-19 Tariff Year 3	FY 2019-20 Tariff Year 4	FY 2020-21 Tariff Year 5
1	Payroll cost	16,05,36,686	18,30,11,822	24,11,47,170	25,32,04,528	26,58,64,755	27,91,57,993	29,31,15,892
2	Employee Expenses Capitalised	-	-	-	-	-	-	-
	Total (1-2)	16,05,36,686	18,30,11,822	24,11,47,170	25,32,04,528	26,58,64,755	27,91,57,993	29,31,15,892

BANGALORE GH

S. N.	Particulars	FY 2014-15	FY 2015-16	FY 2016-17 Tariff Year 1	FY 2017-18 Tariff Year 2	FY 2018-19 Tariff Year 3	FY 2019-20 Tariff Year 4	FY 2020-21 Tariff Year 5
1	Payroll cost	40,40,43,262	41,21,24,127	42,42,45,425	44,54,57,696	46,77,30,581	49,11,17,110	51,56,72,966
2	Employee Expenses Capitalised	-	-	-	-	-	-	-
	Total (1-2)	40,40,43,262	41,21,24,127	42,42,45,425	44,54,57,696	46,77,30,581	49,11,17,110	51,56,72,966

DELHI GH

S. N.	Particulars	FY 2014-15	FY 2015-16	FY 2016-17 Tariff Year 1	FY 2017-18 Tariff Year 2	FY 2018-19 Tariff Year 3	FY 2019-20 Tariff Year 4	FY 2020-21 Tariff Year 5
1	Payroll cost	1,55,66,70,657	1,58,78,04,070	1,63,45,04,190	1,71,62,29,399	1,80,20,40,869	1,89,21,42,913	1,98,67,50,058
2	Employee Expenses Capitalised	-	-	-	-	-	-	-
	Total (1-2)	1,55,66,70,657	1,58,78,04,070	1,63,45,04,190	1,71,62,29,399	1,80,20,40,869	1,89,21,42,913	1,98,67,50,058

Air India SATS Airport Services Private Limited

Correspondence Address: B- 1101 & 1102, Lotus Corporate Park, Off. Western Express Highway, Goregaon (East), Mumbai 400 063, India

Registered Office: Airlines House, 113, Gurudwara Rakabganj Road, New Delhi 110001, India
Corporate Identification Number (CIN): U74900DL2010PTC201763

HYDERABAD GH

S. N.	Particulars	FY 2014-15	FY 2015-16	FY 2016-17 Tariff Year 1	FY 2017-18 Tariff Year 2	FY 2018-19 Tariff Year 3	FY 2019-20 Tariff Year 4	FY 2020-21 Tariff Year 5
1	Payroll cost	21,70,32,766	22,13,73,422	22,78,84,405	23,92,78,625	25,12,42,556	26,38,04,684	27,69,94,918
2	Employee Expenses Capitalised	-	-	-	-	-	-	-
	Total (1-2)	21,70,32,766	22,13,73,422	22,78,84,405	23,92,78,625	25,12,42,556	26,38,04,684	27,69,94,918

TRIVANDRUM GH

S. N.	Particulars	FY 2014-15	FY 2015-16	FY 2016-17 Tariff Year 1	FY 2017-18 Tariff Year 2	FY 2018-19 Tariff Year 3	FY 2019-20 Tariff Year 4	FY 2020-21 Tariff Year 5
1	Payroll cost	18,77,74,676	19,15,30,170	19,71,63,410	20,70,21,580	21,73,72,659	22,82,41,292	23,96,53,357
2	Employee Expenses Capitalised	-	-	-	-	-	-	-
	Total (1-2)	18,77,74,676	19,15,30,170	19,71,63,410	20,70,21,580	21,73,72,659	22,82,41,292	23,96,53,357

Form 11(f) –Other Outflows-

We have included all the types of expenses under payroll cost i.e. Form No. F11 (b), Administrative and General Expenditure i.e. Form No. F11(c), Repairs & Maintenance Cost i.e. Form No. F11 (d) and Utility and Outsourcing Expenditure i.e. Form No. F11 (e).

However, no figures are reported under Form No. F11 (f) as we don't have any license or royalty fees. We have shown Concession Fees as part of Administration and General Overhead as we do while preparing our annual financial statement. We have not considered Provision for Taxation as we compute the same based on consolidated profits of all the location and record the entry for taxation in Mumbai Corporate.

Air India SATS Airport Services Private Limited

Correspondence Address:

A-301, Business Square, Andheri – Kurla Road, Chakala, Andheri (East), Mumbai 400069, India

Appendix 2

BANGALORE CH

Increase in % over previous year's figures

Sr. No.	Particulars	FY 2016-17 Tariff Year 1	FY 2017-18 Tariff Year 2	FY 2018-19 Tariff Year 3	FY 2019-20 Tariff Year 4	FY 2020-21 Tariff Year 5
i	Revenues from regulated services	2%	5%	3%	5%	5%
ii	Revenues from other than regulated services	5%	5%	5%	5%	5%
iii	Payroll cost		5%	5%	5%	5%
iv	Administrative and General		5%	5%	5%	5%
v	Concession fees		5%	5%	5%	5%
vi	Repair and Maintenance cost		5%	5%	5%	5%

BANGALORE GH

Increase in % over previous year's figures

Sr. No.	Particulars	FY 2016-17 Tariff Year 1	FY 2017-18 Tariff Year 2	FY 2018-19 Tariff Year 3	FY 2019-20 Tariff Year 4	FY 2020-21 Tariff Year 5
i	Revenues from regulated services	5%	5%	5%	5%	5%
ii	Revenues from other than regulated services	5%	5%	5%	5%	5%
iii	Payroll cost	5%	5%	5%	5%	5%
iv	Administrative and General	5%	5%	5%	5%	5%
v	Repair and Maintenance cost	5%	5%	5%	5%	5%

DELHI GH

Increase in % over previous year's figures

Sr. No.	Particulars	FY 2016-17 Tariff Year 1	FY 2017-18 Tariff Year 2	FY 2018-19 Tariff Year 3	FY 2019-20 Tariff Year 4	FY 2020-21 Tariff Year 5
i	Revenues from regulated services	6%	6%	6%	6%	6%
ii	Revenues from other than regulated services	5%	5%	5%	5%	5%
iii	Payroll cost	5%	5%	5%	5%	5%
iv	Administrative and General	5%	5%	5%	5%	5%
v	Concession fees	5%	5%	5%	5%	5%
vi	Repair and Maintenance cost	5%	5%	5%	5%	5%

Air India SATS Airport Services Private Limited

Correspondence Address:

A-301, Business Square, Andheri – Kurla Road, Chakala, Andheri (East), Mumbai 400069, India

HYDERABAD GH

Increase in % over previous year's figures

Sr. No.	Particulars	FY 2016-17 Tariff Year 1	FY 2017-18 Tariff Year 2	FY 2018-19 Tariff Year 3	FY 2019-20 Tariff Year 4	FY 2020-21 Tariff Year 5
i	Revenues from regulated services	6%	6%	6%	6%	6%
ii	Revenues from other than regulated services	5%	5%	5%	5%	5%
iii	Payroll cost	5%	5%	5%	5%	5%
iv	Administrative and General	5%	5%	5%	5%	5%
v	Concession fees	5%	5%	5%	5%	5%
vi	Repair and Maintenance cost	5%	5%	5%	5%	5%

TRIVANDRUM GH

Increase in % over previous year's figures

Sr. No.	Particulars	FY 2016-17 Tariff Year 1	FY 2017-18 Tariff Year 2	FY 2018-19 Tariff Year 3	FY 2019-20 Tariff Year 4	FY 2020-21 Tariff Year 5
i	Revenues from regulated services	6.50%	6%	6.50%	6.50%	6.50%
ii	Revenues from other than regulated services	5%	5%	5%	5%	5%
iii	Payroll cost	5%	5%	5%	5%	5%
iv	Administrative and General	5%	5%	5%	5%	5%
v	Concession fees	5%	5%	5%	5%	5%
vi	Repair and Maintenance cost	5%	5%	5%	5%	5%

Air India SATS Airport Services Private Limited

Correspondence Address:

A-301, Business Square, Andheri – Kurla Road, Chakala, Andheri (East), Mumbai 400069, India

Appendix 3

Depreciation policy of the company

We are following management approved depreciation rates and since they are higher than as per Company Act, 2013; the rates are allowed.

Assets	No. of Years
Building	15
Computers	3
Furniture and Fittings	5 - 7
Plant & Machinery	3 - 6
Vehicle	7

Air India SATS Airport Services Private Limited

Correspondence Address:

A-301, Business Square, Andheri – Kurla Road, Chakala, Andheri (East), Mumbai 400069, India

Registered Office: Airlines House, 113, Gurudwara Rakabganj Road, New Delhi 110001, India
Corporate Identification Number (CIN): U74900DL2010PTC201763

Appendix 4

Form F11 (f) - Other Outflows

Justification:

We have included all the types of expenses under payroll cost i.e. Form No. F11 (b), Administrative and General Expenditure i.e. Form No. F11(c), Repairs & Maintenance Cost i.e. Form No. F11 (d) and Utility and Outsourcing Expenditure i.e. Form No. F11 (e).

However, no figures are reported under Form No. F11 (f) as we don't have any license or royalty fees. We have shown Concession Fees as part of Administration and General Overhead as we do while preparing our annual financial statement. We have not considered Provision for Taxation as we compute the same based on consolidated profits of all the location and record the entry for taxation in Mumbai Corporate.

Air India SATS Airport Services Private Limited

Correspondence Address:

A-301, Business Square, Andheri – Kurla Road, Chakala, Andheri (East), Mumbai 400069, India

Appendix 5

Aggregate Revenue Requirement:

		FY 2016-17 Tariff Year 1	FY 2017-18 Tariff Year 2	FY 2018-19 Tariff Year 3	FY 2019-20 Tariff Year 4	FY 2020-21 Tariff Year 5
RAB for calculating ARR	RAB	59,91,45,652	53,85,68,065	46,38,90,478	37,51,12,892	28,37,10,305
Fair rate of return applied to the RAB	FRoR	26.16%	26.16%	26.16%	26.16%	26.16%
Depreciation	D	11,35,27,587	12,76,27,587	14,17,27,587	15,58,27,587	17,69,77,587
Operational and maintenance expenditure	O	2,11,13,33,555	2,21,69,00,233	2,32,77,45,244	2,44,41,32,506	2,56,63,39,132
Tax	T	-	-	-	-	-
Revenues from services other than regulated	NAR	45,33,231	47,59,892	49,97,887	52,47,781	55,10,170
Aggregate Revenue Requirement	ARR=RAB *FRoR+O +D+T-NAR	2,37,70,52,430	2,48,06,46,561	2,58,58,19,415	2,69,28,34,342	2,81,20,19,490

Appendix 6

Form F10 (a)

The management believes that the Capital Expenditure as mentioned in Form F10(a) will be procured by the company.

Air India SATS Airport Services Private Limited

Correspondence Address:

A-301, Business Square, Andheri – Kurla Road, Chakala, Andheri (East), Mumbai 400069, India

ATP Forms

Content

1.	Trivandrum Ground Handling.
2.	Delhi Domestic Ground Handling.
3.	Bangalore Ground Handling.
4.	Hyderabad Ground Handling
5.	Delhi International Ground Handling
6.	Bangalore International Cargo Handling.
7.	Bangalore Domestic Cargo Handling.

BEFORE THE AIRPORTS ECONOMIC REGULATORY AUTHORITY OF INDIA

AT NEW DELHI

SUBMISSION OF PROPOSAL OF DETERMINATION OF ANNUAL TARIFF FOR AND ON BEHALF OF:

M/s

1. Kalpesh Kumar Singh aged 32 resident of AIR INDIA SATS AIRPORT SERVICES PRIVATE LIMITED, A-63, 4th Floor, IGI Airport Road, NH-08, Mahipalpur Extension, acting in my official capacity as ISP in M/s AIR INDIA SATS AIRPORT SERVICES PRIVATE LIMITED having its registered office at AIR INDIA SATS AIRPORT SERVICES PRIVATE LIMITED GATE NO. 2, MAINTENANCE CENTER, RGIA, SHAMSHABAD do hereby state and affirm as under that:

1. That I am authorized to act for and on behalf of M/s AIR INDIA SATS AIRPORT SERVICES PRIVATE LIMITED in the matter of making submission before the Airports Economic Regulatory Authority of India, New Delhi (the Authority)
2. I am competent to make this submission before the authority
3. I am making the submission in any official capacity and the facts stated herein are based on official records
4. The contents of the Annual tariff proposal submission which include inter alia (i) Estimated Maximum Allowed Yield per unit and the proposed detailed break-up of Tariff(s) (in the context to Estimated Maximum Allowed Yield per Unit Where determined by the authority) where the authority has specified a price cap approach for the duration of the Control period pursuant to clause 3.2

OR

Proposed detailed breakup of Tariff(s) based on Clause 11.2 Where the Authority has specified a light touch approach for the duration of control period pursuant to clause 3.2 (~~strikeout whichever is not applicable~~), and (ii) Justification are correct and true to my knowledge and belief and nothing material has been concealed from.

Sd/



Place

MUMBAI

Date: 07-07-2016

-179 -



Form F14(b)-Ground Handling



2016-2017

Code	Aircraft Type	Type Of Carrier	Ramp Handling	Traffic Handling	Comprehensive
Code B	Single Engine Aircraft	PAX Schedule Domestic	0.00	0.00	25000.00
Code C	A318	PAX Schedule Domestic	0.00	0.00	35000.00
Code C	A319	PAX Schedule Domestic	0.00	0.00	35000.00
Code C	B717	PAX Schedule Domestic	0.00	0.00	35000.00
Code C	A-320	PAX Schedule Domestic	0.00	0.00	35000.00
Code C	A-321	PAX Schedule Domestic	0.00	0.00	35000.00
Code C	B727	PAX Schedule Domestic	0.00	0.00	35000.00
Code C	B-737	PAX Schedule Domestic	0.00	0.00	35000.00
Code C	BBJ	PAX Schedule Domestic	0.00	0.00	35000.00
Code C	MD 81 TO MD 90	PAX Schedule Domestic	0.00	0.00	35000.00
Code C	DC9	PAX Schedule Domestic	0.00	0.00	35000.00
Code C	TU 134 A	PAX Schedule Domestic	0.00	0.00	35000.00
Code C	AN 24	PAX Schedule Domestic	0.00	0.00	35000.00
Code C	AN 26	PAX Schedule Domestic	0.00	0.00	35000.00
Code C	ATR 42	PAX Schedule Domestic	0.00	0.00	35000.00
Code C	F 27	PAX Schedule Domestic	0.00	0.00	35000.00
Code C	F 28	PAX Schedule Domestic	0.00	0.00	35000.00
Code C	F 50	PAX Schedule Domestic	0.00	0.00	35000.00
Code C	F 70	PAX Schedule Domestic	0.00	0.00	104700.00
Code C	F 100	PAX Schedule Domestic	0.00	0.00	35000.00
Code C	YAK 40	PAX Schedule Domestic	0.00	0.00	104700.00
Code C	YAK 42	PAX Schedule Domestic	0.00	0.00	35000.00
Code C	ATR-72	PAX Schedule Domestic	0.00	0.00	35000.00
Code C	A318	Freight Schedule Domestic	0.00	0.00	64500.00
Code C	A319	Freight Schedule Domestic	0.00	0.00	86200.00
Code C	B717	Freight Schedule Domestic	0.00	0.00	64500.00
Code C	A-320	Freight Schedule Domestic	0.00	0.00	86200.00
Code C	A-321	Freight Schedule Domestic	0.00	0.00	86200.00



780-

Code	Aircraft Type	Type Of Carrier	Ramp Handling	Traffic Handling	Comprehensive
Code C	B727	Freight Schedule Domestic	0.00	0.00	64500.00
Code C	B-737	Freight Schedule Domestic	0.00	0.00	64500.00
Code C	BBJ	Freight Schedule Domestic	0.00	0.00	64500.00
Code C	MD 81 TO MD 90	Freight Schedule Domestic	0.00	0.00	64500.00
Code C	DC9	Freight Schedule Domestic	0.00	0.00	64500.00
Code C	TU 134 A	Freight Schedule Domestic	0.00	0.00	64500.00
Code C	AN 24	Freight Schedule Domestic	0.00	0.00	64500.00
Code C	AN 26	Freight Schedule Domestic	0.00	0.00	64500.00
Code C	ATR 42	Freight Schedule Domestic	0.00	0.00	86200.00
Code C	F 27	Freight Schedule Domestic	0.00	0.00	64500.00
Code C	F 28	Freight Schedule Domestic	0.00	0.00	64500.00
Code C	F 50	Freight Schedule Domestic	0.00	0.00	64500.00
Code C	F 70	Freight Schedule Domestic	0.00	0.00	64500.00
Code C	F 100	Freight Schedule Domestic	0.00	0.00	64500.00
Code C	YAK 40	Freight Schedule Domestic	0.00	0.00	64500.00
Code C	YAK 42	Freight Schedule Domestic	0.00	0.00	86200.00
Code C	ATR-72	Freight Schedule Domestic	0.00	0.00	86200.00
Code D	A-300-600	PAX Schedule Domestic	0.00	0.00	64500.00
Code D	MD 11-F	PAX Schedule Domestic	0.00	0.00	64500.00
Code D	A-310	PAX Schedule Domestic	0.00	0.00	64500.00
Code D	B-767	PAX Schedule Domestic	0.00	0.00	64500.00
Code D	A-310-F	PAX Schedule Domestic	0.00	0.00	64500.00
Code D	B 707	PAX Schedule Domestic	0.00	0.00	64500.00
Code D	B 727-100	PAX Schedule Domestic	0.00	0.00	64500.00
Code D	B 757	PAX Schedule Domestic	0.00	0.00	64500.00
Code D	B 767	PAX Schedule Domestic	0.00	0.00	64500.00
Code D	A-767F	PAX Schedule Domestic	0.00	0.00	64500.00
Code D	B-787-300	PAX Schedule Domestic	0.00	0.00	64500.00
Code D	DC 8	PAX Schedule Domestic	0.00	0.00	64500.00
Code D	DC 10	PAX Schedule Domestic	0.00	0.00	64500.00
Code D	MD 11	PAX Schedule Domestic	0.00	0.00	64500.00
Code D	A-300-600	Freight Schedule Domestic	0.00	0.00	113700.00
Code D	MD 11-F	Freight Schedule Domestic	0.00	0.00	151700.00
Code D	A-310	Freight Schedule Domestic	0.00	0.00	151700.00





Code	Aircraft Type	Type Of Carrier	Ramp Handling	Traffic Handling	Comprehensive
Code D	B-767	Freight Schedule Domestic	0.00	0.00	113700.00
Code D	A-310-F	Freight Schedule Domestic	0.00	0.00	113700.00
Code D	B 707	Freight Schedule Domestic	0.00	0.00	113700.00
Code D	B 727-100	Freight Schedule Domestic	0.00	0.00	113700.00
Code D	B 757	Freight Schedule Domestic	0.00	0.00	113700.00
Code D	B 767	Freight Schedule Domestic	0.00	0.00	113700.00
Code D	A-767F	Freight Schedule Domestic	0.00	0.00	113700.00
Code D	B 787-300	Freight Schedule Domestic	0.00	0.00	113700.00
Code D	DC 8	Freight Schedule Domestic	0.00	0.00	113700.00
Code D	DC 10	Freight Schedule Domestic	0.00	0.00	113700.00
Code D	MD 11	Freight Schedule Domestic	0.00	0.00	113700.00
Code E	A 330-309	Freight Schedule Domestic	0.00	0.00	133900.00
Code E	A-330-200	PAX Schedule Domestic	0.00	0.00	75000.00
Code E	A-340	PAX Schedule Domestic	0.00	0.00	75000.00
Code E	B-747	PAX Schedule Domestic	0.00	0.00	75000.00
Code E	B-777	PAX Schedule Domestic	0.00	0.00	75000.00
Code E	B-747SP	PAX Schedule Domestic	0.00	0.00	75000.00
Code E	B 747-200	PAX Schedule Domestic	0.00	0.00	75000.00
Code E	B-787-800	PAX Schedule Domestic	0.00	0.00	75000.00
Code E	B 787-900	PAX Schedule Domestic	0.00	0.00	75000.00
Code E	IL 96	PAX Schedule Domestic	0.00	0.00	75000.00
Code E	B777-200F	PAX Schedule Domestic	0.00	0.00	75000.00
Code E	A-330-200	Freight Schedule Domestic	0.00	0.00	133900.00
Code E	A-340	Freight Schedule Domestic	0.00	0.00	133900.00
Code E	B-747	Freight Schedule Domestic	0.00	0.00	133900.00
Code E	B-777	Freight Schedule Domestic	0.00	0.00	133900.00
Code E	B-747SP	Freight Schedule Domestic	0.00	0.00	133900.00
Code E	B 747-200	Freight Schedule Domestic	0.00	0.00	178500.00
Code E	B-787-800	Freight Schedule Domestic	0.00	0.00	178500.00
Code E	B 787-900	Freight Schedule Domestic	0.00	0.00	133900.00
Code E	IL 96	Freight Schedule Domestic	0.00	0.00	133900.00
Code E	B777-200F	Freight Schedule Domestic	0.00	0.00	133900.00
Code F	A 380	Freight Schedule Domestic	0.00	0.00	182100.00



Code	Aircraft Type	Type Of Carrier	Ramp Handling	Traffic Handling	Comprehensive
Code B	Single Engine Aircraft	PAX Schedule International	0.00	0.00	62700.00 ✓
Code C	A318	PAX Schedule International	0.00	0.00	104700.00
Code C	A318	Freight Schedule International	0.00	0.00	86200.00
Code C	A319	PAX Schedule International	0.00	0.00	104700.00
Code C	B717	PAX Schedule International	0.00	0.00	104700.00
Code C	B717	PAX Non Schedule International	0.00	0.00	86200.00
Code C	B717	Freight Schedule International	0.00	0.00	86200.00
Code C	A-320	PAX Schedule International	0.00	0.00	104700.00
Code C	A-321	PAX Schedule International	0.00	0.00	104700.00
Code C	B727	PAX Schedule International	0.00	0.00	104700.00
Code C	B727	Freight Schedule International	0.00	0.00	86200.00
Code C	B-737	PAX Schedule International	0.00	0.00	104700.00
Code C	B-737	Freight Schedule International	0.00	0.00	86200.00
Code C	BBJ	PAX Schedule International	0.00	0.00	104700.00
Code C	BBJ	Freight Schedule International	0.00	0.00	86200.00
Code C	MD 81 TO MD 90	PAX Schedule International	0.00	0.00	104700.00
Code C	MD 81 TO MD 90	Freight Schedule International	0.00	0.00	86200.00
Code C	DC9	PAX Schedule International	0.00	0.00	104700.00
Code C	DC9	Freight Schedule International	0.00	0.00	86200.00
Code C	TU 134 A	PAX Schedule International	0.00	0.00	104700.00
Code C	TU 134 A	Freight Schedule International	0.00	0.00	86200.00
Code C	AN 24	PAX Schedule International	0.00	0.00	104700.00
Code C	AN 24	Freight Schedule International	0.00	0.00	86200.00
Code C	AN 26	PAX Schedule International	0.00	0.00	104700.00
Code C	AN 26	PAX Non Schedule International	0.00	0.00	86200.00
Code C	ATR 42	PAX Schedule International	0.00	0.00	104700.00
Code C	F 27	PAX Schedule International	0.00	0.00	104700.00
Code C	F 27	Freight Schedule International	0.00	0.00	86200.00
Code C	F 28	PAX Schedule International	0.00	0.00	104700.00
Code C	F 28	Freight Schedule International	0.00	0.00	86200.00
Code C	F 50	PAX Schedule International	0.00	0.00	104700.00
Code C	F 50	Freight Schedule International	0.00	0.00	86200.00

Code	Aircraft Type	Type Of Carrier	Ramp Handling	Traffic Handling	Comprehensive
Code C	F 70	Freight Schedule International	0.00	0.00	86200.00
Code C	F 100	PAX Schedule International	0.00	0.00	104700.00
Code C	F 100	Freight Schedule International	0.00	0.00	86200.00
Code C	YAK 40	Freight Schedule International	0.00	0.00	86200.00
Code C	YAK 42	PAX Schedule International	0.00	0.00	104700.00
Code C	ATR-72	PAX Schedule International	0.00	0.00	104700.00
Code D	A-300-600	PAX Schedule International	0.00	0.00	172000.00
Code D	A-300-600	Freight Schedule International	0.00	0.00	151700.00
Code D	MD 11-F	PAX Schedule International	0.00	0.00	172000.00
Code D	A-310	PAX Schedule International	0.00	0.00	172000.00
Code D	B-767	PAX Schedule International	0.00	0.00	172000.00
Code D	B-767	Freight Schedule International	0.00	0.00	151700.00
Code D	A-310-F	PAX Schedule International	0.00	0.00	172000.00
Code D	A-310-F	Freight Schedule International	0.00	0.00	151700.00
Code D	B 707	PAX Schedule International	0.00	0.00	172000.00
Code D	A-310	Freight Schedule International	0.00	0.00	151700.00
Code D	B 707	Freight Schedule International	0.00	0.00	151700.00
Code D	B 727-100	PAX Schedule International	0.00	0.00	172000.00
Code D	B 727-100	Freight Schedule International	0.00	0.00	151700.00
Code D	B 757	PAX Schedule International	0.00	0.00	172000.00
Code D	B 757	Freight Schedule International	0.00	0.00	151700.00
Code D	B 767	PAX Schedule International	0.00	0.00	172000.00
Code D	B 767	Freight Schedule International	0.00	0.00	151700.00
Code D	A-767F	PAX Schedule International	0.00	0.00	172000.00
Code D	A-767F	Freight Schedule International	0.00	0.00	151700.00
Code D	B 787-300	PAX Schedule International	0.00	0.00	172000.00
Code D	B 787-300	Freight Schedule International	0.00	0.00	151700.00
Code D	DC 8	PAX Schedule International	0.00	0.00	172000.00
Code D	DC 8	Freight Schedule International	0.00	0.00	151700.00
Code D	DC 10	PAX Schedule International	0.00	0.00	172000.00
Code D	DC 10	Freight Schedule International	0.00	0.00	151700.00
Code D	MD 11	PAX Schedule International	0.00	0.00	172000.00
Code D	MD 11	Freight Schedule International	0.00	0.00	151700.00
Code E	A 330-309	PAX Schedule International	0.00	0.00	202100.00



-185-

Code	Aircraft Type	Type Of Carrier	Ramp Handling	Traffic Handling	Comprehensive
Code E	A 330-309	Freight Schedule International	0.00	0.00	178500.00
Code E	A-330-200	PAX Schedule International	0.00	0.00	202100.00
Code E	A-330-200	Freight Schedule International	0.00	0.00	178500.00
Code E	A-340	PAX Schedule International	0.00	0.00	202100.00
Code E	A-340	Freight Schedule International	0.00	0.00	178500.00
Code E	B-747	PAX Schedule International	0.00	0.00	202100.00
Code E	B-747	Freight Schedule International	0.00	0.00	178500.00
Code E	B-747SP	PAX Schedule International	0.00	0.00	202100.00
Code E	B-747SP	Freight Schedule International	0.00	0.00	178500.00
Code E	B 747-200	PAX Schedule International	0.00	0.00	202100.00
Code E	B-787-800	PAX Schedule International	0.00	0.00	202100.00
Code E	B 787-900	Freight Schedule International	0.00	0.00	178500.00
Code E	B 787-900	PAX Schedule International	0.00	0.00	202100.00
Code E	IL 96	PAX Schedule International	0.00	0.00	202100.00
Code E	IL 96	Freight Schedule International	0.00	0.00	178500.00
Code E	B777-200F	PAX Schedule International	0.00	0.00	202100.00
Code E	B777-200F	Freight Schedule International	0.00	0.00	178500.00
Code F	A 380	PAX Schedule International	0.00	0.00	282000.00
Code F	A 380	Freight Schedule International	0.00	0.00	242800.00

2017-2018

Code	Aircraft Type	Type Of Carrier	Ramp Handling	Traffic Handling	Comprehensive
Code B	Single Engine Aircraft	PAX Schedule Domestic	0.00	0.00	0.00

2018-2019

Code	Aircraft Type	Type Of Carrier	Ramp Handling	Traffic Handling	Comprehensive
Code B	Single Engine Aircraft	PAX Schedule Domestic	0.00	0.00	0.00

2019-2020

Code	Aircraft Type	Type Of Carrier	Ramp Handling	Traffic Handling	Comprehensive
Code B	Single Engine Aircraft	PAX Schedule Domestic	0.00	0.00	0.00



2020-2021

Code	Aircraft Type	Type Of Carrier	Ramp Handling	Traffic Handling	Comprehensive
Code B	Single Engine Aircraft	PAX Schedule Domestic	0.00	0.00	0.00

-186-



BEFORE THE AIRPORTS ECONOMIC REGULATORY AUTHORITY OF INDIA

AT NEW DELHI

SUBMISSION OF PROPOSAL OF DETERMINATION OF ANNUAL TARIFF FOR AND ON BEHALF OF:

M/s

1. Kalpesh Kumar Singh aged 32 resident of AIR INDIA SATS AIRPORT SERVICES PRIVATE LIMITED, A-63, 4th Floor, IGI Airport Road, NH-08, Mathpalpur Extension, acting in my official capacity as JSP in M/s AIR INDIA SATS AIRPORT SERVICES PRIVATE LIMITED having its registered office at AIR INDIA SATS AIRPORT SERVICES PRIVATE LIMITED GATE NO. 2, MAINTENANCE CENTER, RGIA, SHAMSHABAD do hereby state and affirm as under that:

1. That I am authorized to act for and on behalf of M/s AIR INDIA SATS AIRPORT SERVICES PRIVATE LIMITED in the matter of making submission before the Airports Economic Regulatory Authority of India, New Delhi (the Authority)
2. I am competent to make this submission before the authority
3. I am making the submission in any official capacity and the facts stated herein are based on official records
4. The contents of the Annual tariff proposal submission which include inter alia (i) Estimated Maximum Allowed Yield per unit and the proposed detailed break-up of Tariff(s) (in the context to Estimated Maximum Allowed Yield per Unit Where determined by the authority) where the authority has specified a price cap approach for the duration of the Control period pursuant to clause 3.2

OR

Proposed detailed breakup of Tariff(s) based on Clause 11.2 Where the Authority has specified a light touch approach for the duration of control period pursuant to clause 3.2 (~~strikeout whichever is not applicable~~) and (ii) Justification are correct and true to my knowledge and belief and nothing material has been concealed from.

Sd/



Place

MUMGSA

Date: 07-07-2016



Form F14(b)-Ground Handling

2016-2017

Code	Aircraft Type	Type Of Carrier	Ramp Handling	Traffic Handling	Comprehensive
Code B	Single Engine Aircraft	PAX Schedule Domestic	0.00	0.00	25000.00
Code C	A318	PAX Schedule Domestic	0.00	0.00	35000.00
Code C	A319	PAX Schedule Domestic	0.00	0.00	35000.00
Code C	B717	PAX Schedule Domestic	0.00	0.00	35000.00
Code C	A-320	PAX Schedule Domestic	0.00	0.00	35000.00
Code C	A-321	PAX Schedule Domestic	0.00	0.00	35000.00
Code C	B727	PAX Schedule Domestic	0.00	0.00	35000.00
Code C	B-737	PAX Schedule Domestic	0.00	0.00	35000.00
Code C	BBJ	PAX Schedule Domestic	0.00	0.00	35000.00
Code C	MD 81 TO MD 90	PAX Schedule Domestic	0.00	0.00	35000.00
Code C	DC9	PAX Schedule Domestic	0.00	0.00	35000.00
Code C	TU 134 A	PAX Schedule Domestic	0.00	0.00	35000.00
Code C	AN 24	PAX Schedule Domestic	0.00	0.00	35000.00
Code C	AN 26	PAX Schedule Domestic	0.00	0.00	35000.00
Code C	ATR 42	PAX Schedule Domestic	0.00	0.00	35000.00
Code C	F 27	PAX Schedule Domestic	0.00	0.00	35000.00
Code C	F 28	PAX Schedule Domestic	0.00	0.00	35000.00
Code C	F 50	PAX Schedule Domestic	0.00	0.00	35000.00
Code C	F 70	PAX Schedule Domestic	0.00	0.00	104700.00
Code C	F 100	PAX Schedule Domestic	0.00	0.00	35000.00
Code C	YAK 40	PAX Schedule Domestic	0.00	0.00	104700.00
Code C	YAK 42	PAX Schedule Domestic	0.00	0.00	35000.00
Code C	ATR-72	PAX Schedule Domestic	0.00	0.00	35000.00
Code C	A318	Freight Schedule Domestic	0.00	0.00	64500.00
Code C	A319	Freight Schedule Domestic	0.00	0.00	86200.00
Code C	B717	Freight Schedule Domestic	0.00	0.00	64500.00
Code C	A-320	Freight Schedule Domestic	0.00	0.00	86200.00
Code C	A-321	Freight Schedule Domestic	0.00	0.00	86200.00





Code	Aircraft Type	Type Of Carrier	Ramp Handling	Traffic Handling	Comprehensive
Code C	B727	Freight Schedule Domestic	0.00	0.00	64500.00
Code C	B-737	Freight Schedule Domestic	0.00	0.00	64500.00
Code C	BBJ	Freight Schedule Domestic	0.00	0.00	64500.00
Code C	MD 81 TO MD 90	Freight Schedule Domestic	0.00	0.00	64500.00
Code C	DC9	Freight Schedule Domestic	0.00	0.00	64500.00
Code C	TU 134 A	Freight Schedule Domestic	0.00	0.00	64500.00
Code C	AN 24	Freight Schedule Domestic	0.00	0.00	64500.00
Code C	AN 26	Freight Schedule Domestic	0.00	0.00	64500.00
Code C	ATR 42	Freight Schedule Domestic	0.00	0.00	86200.00
Code C	F 27	Freight Schedule Domestic	0.00	0.00	64500.00
Code C	F 28	Freight Schedule Domestic	0.00	0.00	64500.00
Code C	F 50	Freight Schedule Domestic	0.00	0.00	64500.00
Code C	F 70	Freight Schedule Domestic	0.00	0.00	64500.00
Code C	F 100	Freight Schedule Domestic	0.00	0.00	64500.00
Code C	YAK 40	Freight Schedule Domestic	0.00	0.00	64500.00
Code C	YAK 42	Freight Schedule Domestic	0.00	0.00	86200.00
Code C	ATR-72	Freight Schedule Domestic	0.00	0.00	86200.00
Code D	A-300-600	PAX Schedule Domestic	0.00	0.00	64500.00
Code D	MD 11-F	PAX Schedule Domestic	0.00	0.00	64500.00
Code D	A-310	PAX Schedule Domestic	0.00	0.00	64500.00
Code D	B-767	PAX Schedule Domestic	0.00	0.00	64500.00
Code D	A-310-F	PAX Schedule Domestic	0.00	0.00	64500.00
Code D	B 707	PAX Schedule Domestic	0.00	0.00	64500.00
Code D	B 727-100	PAX Schedule Domestic	0.00	0.00	64500.00
Code D	B 757	PAX Schedule Domestic	0.00	0.00	64500.00
Code D	B 767	PAX Schedule Domestic	0.00	0.00	64500.00
Code D	A-767F	PAX Schedule Domestic	0.00	0.00	64500.00
Code D	B 767-300	PAX Schedule Domestic	0.00	0.00	64500.00
Code D	DC 8	PAX Schedule Domestic	0.00	0.00	64500.00
Code D	DC 10	PAX Schedule Domestic	0.00	0.00	64500.00
Code D	MD 11	PAX Schedule Domestic	0.00	0.00	64500.00
Code D	A-300-600	Freight Schedule Domestic	0.00	0.00	113700.00
Code D	MD 11-F	Freight Schedule Domestic	0.00	0.00	151700.00
Code D	A-310	Freight Schedule Domestic	0.00	0.00	151700.00



Code	Aircraft Type	Type Of Carrier	Ramp Handling	Traffic Handling	Comprehensive
Code D	B-767	Freight Schedule Domestic	0.00	0.00	113700.00
Code D	A-310-F	Freight Schedule Domestic	0.00	0.00	113700.00
Code D	B 707	Freight Schedule Domestic	0.00	0.00	113700.00
Code D	B 727-100	Freight Schedule Domestic	0.00	0.00	113700.00
Code D	B 757	Freight Schedule Domestic	0.00	0.00	113700.00
Code D	B 767	Freight Schedule Domestic	0.00	0.00	113700.00
Code D	A-767F	Freight Schedule Domestic	0.00	0.00	113700.00
Code D	B 787-300	Freight Schedule Domestic	0.00	0.00	113700.00
Code D	DC 8	Freight Schedule Domestic	0.00	0.00	113700.00
Code D	DC 10	Freight Schedule Domestic	0.00	0.00	113700.00
Code D	MD 11	Freight Schedule Domestic	0.00	0.00	113700.00
Code E	A 330-309	Freight Schedule Domestic	0.00	0.00	133900.00
Code E	A-330-200	PAX Schedule Domestic	0.00	0.00	75000.00
Code E	A-340	PAX Schedule Domestic	0.00	0.00	75000.00
Code E	B-747	PAX Schedule Domestic	0.00	0.00	75000.00
Code E	B-777	PAX Schedule Domestic	0.00	0.00	75000.00
Code E	B-747SP	PAX Schedule Domestic	0.00	0.00	75000.00
Code E	B 747-200	PAX Schedule Domestic	0.00	0.00	75000.00
Code E	B-787-800	PAX Schedule Domestic	0.00	0.00	75000.00
Code E	B 787-900	PAX Schedule Domestic	0.00	0.00	75000.00
Code E	IL 96	PAX Schedule Domestic	0.00	0.00	75000.00
Code E	B777-200F	PAX Schedule Domestic	0.00	0.00	75000.00
Code E	A-330-200	Freight Schedule Domestic	0.00	0.00	133900.00
Code E	A-340	Freight Schedule Domestic	0.00	0.00	133900.00
Code E	B-747	Freight Schedule Domestic	0.00	0.00	133900.00
Code E	B-777	Freight Schedule Domestic	0.00	0.00	133900.00
Code E	B-747SP	Freight Schedule Domestic	0.00	0.00	133900.00
Code E	B 747-200	Freight Schedule Domestic	0.00	0.00	178500.00
Code E	B-787-800	Freight Schedule Domestic	0.00	0.00	178500.00
Code E	B 787-900	Freight Schedule Domestic	0.00	0.00	133900.00
Code E	IL 96	Freight Schedule Domestic	0.00	0.00	133900.00
Code E	B777-200F	Freight Schedule Domestic	0.00	0.00	133900.00
Code F	A 380	Freight Schedule Domestic	0.00	0.00	182100.00

-191-



Code	Aircraft Type	Type Of Carrier	Ramp Handling	Traffic Handling	Comprehensive
Code B	Single Engine Aircraft	PAX Schedule International	0.00	0.00	62700.00
Code C	A318	PAX Schedule International	0.00	0.00	104700.00
Code C	A318	Freight Schedule International	0.00	0.00	86200.00
Code C	A319	PAX Schedule International	0.00	0.00	104700.00
Code C	B717	PAX Schedule International	0.00	0.00	104700.00
Code C	B717	PAX Non Schedule International	0.00	0.00	86200.00
Code C	B717	Freight Schedule International	0.00	0.00	86200.00
Code C	A-320	PAX Schedule International	0.00	0.00	104700.00
Code C	A-321	PAX Schedule International	0.00	0.00	104700.00
Code C	B727	PAX Schedule International	0.00	0.00	104700.00
Code C	B727	Freight Schedule International	0.00	0.00	86200.00
Code C	B-737	PAX Schedule International	0.00	0.00	104700.00
Code C	B-737	Freight Schedule International	0.00	0.00	86200.00
Code C	BBJ	PAX Schedule International	0.00	0.00	104700.00
Code C	BBJ	Freight Schedule International	0.00	0.00	86200.00
Code C	MD 81 TO MD 90	PAX Schedule International	0.00	0.00	104700.00
Code C	MD 81 TO MD 90	Freight Schedule International	0.00	0.00	86200.00
Code C	DC9	PAX Schedule International	0.00	0.00	104700.00
Code C	DC9	Freight Schedule International	0.00	0.00	86200.00
Code C	TU 134 A	PAX Schedule International	0.00	0.00	104700.00
Code C	TU 134 A	Freight Schedule International	0.00	0.00	86200.00
Code C	AN 24	PAX Schedule International	0.00	0.00	104700.00
Code C	AN 24	Freight Schedule International	0.00	0.00	86200.00
Code C	AN 26	PAX Schedule International	0.00	0.00	104700.00
Code C	AN 26	PAX Non Schedule International	0.00	0.00	86200.00
Code C	ATR 42	PAX Schedule International	0.00	0.00	104700.00
Code C	F 27	PAX Schedule International	0.00	0.00	104700.00
Code C	F 27	Freight Schedule International	0.00	0.00	86200.00
Code C	F 28	PAX Schedule International	0.00	0.00	104700.00
Code C	F 28	Freight Schedule International	0.00	0.00	86200.00
Code C	F 50	PAX Schedule International	0.00	0.00	104700.00
Code C	F 50	Freight Schedule International	0.00	0.00	86200.00



Code	Aircraft Type	Type Of Carrier	Ramp Handling	Traffic Handling	Comprehensive
Code C	F 70	Freight Schedule International	0.00	0.00	86200.00
Code C	F 100	PAX Schedule International	0.00	0.00	104700.00
Code C	F 100	Freight Schedule International	0.00	0.00	86200.00
Code C	YAK 40	Freight Schedule International	0.00	0.00	86200.00
Code C	YAK 42	PAX Schedule International	0.00	0.00	104700.00
Code C	ATR-72	PAX Schedule International	0.00	0.00	104700.00
Code D	A-300-600	PAX Schedule International	0.00	0.00	172000.00
Code D	A-300-600	Freight Schedule International	0.00	0.00	151700.00
Code D	MD 11-F	PAX Schedule International	0.00	0.00	172000.00
Code D	A-310	PAX Schedule International	0.00	0.00	172000.00
Code D	B-767	PAX Schedule International	0.00	0.00	172000.00
Code D	B-767	Freight Schedule International	0.00	0.00	151700.00
Code D	A-310-F	PAX Schedule International	0.00	0.00	172000.00
Code D	A-310-F	Freight Schedule International	0.00	0.00	151700.00
Code D	B 707	PAX Schedule International	0.00	0.00	172000.00
Code D	A-310	Freight Schedule International	0.00	0.00	151700.00
Code D	B 707	Freight Schedule International	0.00	0.00	151700.00
Code D	B 727-100	PAX Schedule International	0.00	0.00	172000.00
Code D	B 727-100	Freight Schedule International	0.00	0.00	151700.00
Code D	B 757	PAX Schedule International	0.00	0.00	172000.00
Code D	B 757	Freight Schedule International	0.00	0.00	151700.00
Code D	B 767	PAX Schedule International	0.00	0.00	172000.00
Code D	B 767	Freight Schedule International	0.00	0.00	151700.00
Code D	A-767F	PAX Schedule International	0.00	0.00	172000.00
Code D	A-767F	Freight Schedule International	0.00	0.00	151700.00
Code D	B 787-300	PAX Schedule International	0.00	0.00	172000.00
Code D	B 787-300	Freight Schedule International	0.00	0.00	151700.00
Code D	DC 8	PAX Schedule International	0.00	0.00	172000.00
Code D	DC 8	Freight Schedule International	0.00	0.00	151700.00
Code D	DC 10	PAX Schedule International	0.00	0.00	172000.00
Code D	DC 10	Freight Schedule International	0.00	0.00	151700.00
Code D	MD 11	PAX Schedule International	0.00	0.00	172000.00
Code D	MD 11	Freight Schedule International	0.00	0.00	151700.00
Code E	A 330-309	PAX Schedule International	0.00	0.00	202100.00

Code	Aircraft Type	Type Of Carrier	Ramp Handling	Traffic Handling	Comprehensive
Code E	A 330-309	Freight Schedule International	0.00	0.00	178500.00
Code E	A-330-200	PAX Schedule International	0.00	0.00	202100.00
Code E	A-330-200	Freight Schedule International	0.00	0.00	178500.00
Code E	A-340	PAX Schedule International	0.00	0.00	202100.00
Code E	A-340	Freight Schedule International	0.00	0.00	178500.00
Code E	B-747	PAX Schedule International	0.00	0.00	202100.00
Code E	B-747	Freight Schedule International	0.00	0.00	178500.00
Code E	B-747SP	PAX Schedule International	0.00	0.00	202100.00
Code E	B-747SP	Freight Schedule International	0.00	0.00	178500.00
Code E	B 747-200	PAX Schedule International	0.00	0.00	202100.00
Code E	B-787-800	PAX Schedule International	0.00	0.00	202100.00
Code E	B 787-900	Freight Schedule International	0.00	0.00	178500.00
Code E	B 787-900	PAX Schedule International	0.00	0.00	202100.00
Code E	IL 96	PAX Schedule International	0.00	0.00	202100.00
Code E	IL 96	Freight Schedule International	0.00	0.00	178500.00
Code E	B777-200F	PAX Schedule International	0.00	0.00	202100.00
Code E	B777-200F	Freight Schedule International	0.00	0.00	178500.00
Code F	A 380	PAX Schedule International	0.00	0.00	282000.00
Code F	A 380	Freight Schedule International	0.00	0.00	242800.00

2017-2018

Code	Aircraft Type	Type Of Carrier	Ramp Handling	Traffic Handling	Comprehensive
Code B	Single Engine Aircraft	PAX Schedule Domestic	0.00	0.00	0.00

2018-2019

Code	Aircraft Type	Type Of Carrier	Ramp Handling	Traffic Handling	Comprehensive
Code B	Single Engine Aircraft	PAX Schedule Domestic	0.00	0.00	0.00

2019-2020

Code	Aircraft Type	Type Of Carrier	Ramp Handling	Traffic Handling	Comprehensive
Code B	Single Engine Aircraft	PAX Schedule Domestic	0.00	0.00	0.00



2020-2021

Code	Aircraft Type	Type Of Carrier	Ramp Handling	Traffic Handling	Comprehensive
Code B	Single Engine Aircraft	PAX Schedule Domestic	0.00	0.00	0.00

-194-



-4-

**SUBMISSION OF ANNUAL TARIFF PLAN
TO
AIRPORTS ECONOMIC REGULATORY AUTHORITY OF INDIA
BY
M/S AIR INDIA SATS AIRPORT SERVICES PRIVATE LIMITED**

**FOR
GROUND HANDLING
AT
INDIRA GANDHI INTERNATIONAL AIRPORT, DELHI
DATED: 10 MARCH 2016**



AIR INDIA SATS AIRPORT SERVICES PRIVATE LIMITED

Corporate Office Address: B-1101 & 1102, Lotus Corporate Park, Goregaon (E), Mumbai – 400063

BEFORE THE AIRPORTS ECONOMIC REGULATORY AUTHORITY OF INDIA
AT NEW DELHI

**SUBMISSION OF PROPOSAL FOR DETERMINATION OF ANNUAL TARIFF FOR AND ON BEHALF
OF:**

M/S AIR INDIA SATS AIRPORT SERVICES PRIVATE LIMITED

I, Sanjay Gupta, aged 42 years resident of Republic of India acting in my official capacity as Chief Financial Officer in M/S Air India SATS Airport Services Private Limited having its registered office at Airlines House, 113 Guru Rakabganj Road, New Delhi 110001 do hereby state and affirm as under that:

1. That I am duly authorized to act for and on behalf of M/S Air India SATS Airport Services Private Limited in the matter of making this submission before the Airports Economic Regulatory Authority of India, New Delhi ('the Authority')
2. I am competent to make this submission before the Authority;
3. I am making this submission in my official capacity and the facts stated herein are based on official records;
4. The contents of this submission which include inter alia
 - (i) Proposed detailed break-up of Tariff(s) based in clause 1.2 where the Authority has specified a light touch approach for the duration of the Control Period, pursuant to Clause 3.2; and
 - (ii) Justifications are correct and true to my knowledge and belief and nothing material has been concealed there from.



Sanjay Gupta

Chief Financial Officer

Place: Mumbai

Date: 10 March 2016



Form F14 (b) - Annual Tariff Proposal for Tariff Year 1 (FY 16-17)

**MAXIMUM RATES TO BE PAID BY SCHEDULED DOMESTIC AIRLINES FOR COMPREHENSIVE
GROUND HANDLING**

S/N	Aircraft Types (ICAO Code)	Maximum Ground Handling Rate in INR	
		Scheduled Passenger Domestic Flight	Scheduled Freighter Domestic Flight
1	CODE B	25,000	
2	CODE C	35,000	64,500
3	CODE D	45,000	1,13,700
4	CODE E	75,000	1,33,900
5	CODE F	-	1,82,100

Notes:

- 1) To achieve the projected ARR only maximum ground handling rates have been suggested for Airlines as user agreements will be entered into with each Airline based on the IATA AHM 810 STANDARD GROUND HANDLING AGREEMENT 1998 or 2004 or 2008 or 2013(SGHA).
- 2) The rates with each Airline will be negotiated based on services required from SGHA service items (usage of equipment and manpower), flight frequency, service level agreement, credit period and liability and indemnity requirement.
- 3) These rates may be revised, where external economic / financial factors warrant a review. However, any change, will be in consultation with the relevant authorities (AERA) and related stakeholders.
- 4) All charges mentioned above exclude prevailing third party charges such as concession fee, royalty, airport levy charged by the Airport Authority at the time of submission.
- 5) All charges mentioned above exclude taxes which will be charged at the prevailing rates.
- 6) Exchange rate used for contracts signed in USD: 1 USD = 68 INR

