



KERALA STATE INDUSTRIAL ENTERPRISES LTD.

(A Government of Kerala Undertaking)

St. Joseph's Press Buildings, Cotton Hill, Thiruvananthapuram-695 014, Kerala, India

Telephone : 0471-2326913, 2326947, 2324159, 2320208 (MD direct), Fax : 2334590, Website : www.ksie.net, E-mail : info@ksie.net

No. ACC/60(5)/ 1930

31/3/2016

(1)

The Secretary
Airports Economic Regulatory Authority of India (AERA)
Government of India
AERA Building, Administrative Complex
Safdarjung Airport, New Delhi – 110 003.

Sir,

Sub:- Tariff submission in respect of Aeronautical Services provided by Airport Operators, providers of Cargo, Ground Handling and Supply of Fuel at the Major Airports for the 2nd Control Period – Multi Year Tariff Proposal by KSIE Ltd in respect of Calicut Air Cargo Complex –reg

Ref:- Letter No. AERA/20019/CGF-G/2010-11/Vol.VI/8662-93 dated 28/1/2016

We are submitting herewith our Multi Year Tariff Proposal for the 2nd Control Period 2016-2021, pertaining to Calicut Air Cargo Complex (CACC) operated by us. The following documents pertaining to CACC are annexed herewith:

- i) Form A
- ii) Folder containing Forms relating to Regulatory Building Blocks, Competition Assessment, Historical and Forecasted Volumes and Historical Revenues.
- iii) Business Plan and its annexures.
- iv) A copy of the MoU signed between KSIE and AAI is enclosed as authorization/ evidence from the Airport Operator.

Thanking you

Yours faithfully,

For, KERALA STATE INDUSTRIAL ENTERPRISES LTD

Dr. SAJI BASHEER
MANAGING DIRECTOR

Secretary - Not in Position.

OSD-11

AGM (REG)
K. J. Jansen
06/04/16
7141

received today
03/05/2016
complete set



KERALA STATE INDUSTRIAL ENTERPRISES LTD.

(A Government of Kerala Undertaking)

St. Joseph's Press Buildings, Cotton Hill, Thiruvananthapuram-695 014, Kerala, India
Telephone : 0471-2326913, 2326947, 2324159, 2320208 (MD direct), Fax : 2334590, Website : www.ksie.net, E-mail : info@ksie.net

Schedule

This schedule contains the various specified forms that relate to specific Clause(s) of the Guidelines of Sections (s) of the Appendix, as the case may be.

Form A: (ref: Section A1.1 of Appendix I)

BEFORE THE AIRPORTS ECONOMIC REGULATORY AUTHORITY OF INDIA

AT NEW DELAHI

SUBMISSION OF MULTI YEAR TARIFF PROPOSAL FOR AND ON BEHALF OF

M/S KERALA STATE INDUSTRIAL ENTERPRISES LTD
(PERTAINING TO CALICUT AIR CARGO COMPLEX)

I, Dr. SAJI BASHEER, aged 45 years, resident of Thiruvananthapuram, acting in my official capacity as MANAGING DIRECTOR in M/s KERALA STATE INDUSTRIAL ENTERPRISES LTD having its registered office at St. Joseph's Press Buildings, Cotton Hill, Thiruvananthapuram- 695 014 do hereby state and affirm as under that:

1. That I am duly authorized to act for and on behalf of M/s Kerala State Industrial Enterprises Ltd in the matter of making this submission before the Airports Economic Regulatory Authority of India, New Delhi ('the Authority');
2. I am competent to make this submission before the Authority;
3. I am making this submission in my official capacity and the facts stated herein are based on official records;
4. The contents of this submission which include inter alia (i) Business Plan (ii) information relating to the Regulatory Building Blocks; (iii) Competition Assessment; (iv) Historical and Forecasted Volumes, and (v) Historical Revenues, are correct and true to my knowledge and belief and nothing material has been concealed there from.

(Dr. SAJI BASHEER)
MANAGING DIRECTOR

Place: Trivandrum
Date : 31/03/2016

MEMORANDUM OF UNDERSTANDING BETWEEN AIRPORTS AUTHORITY OF INDIA AND KERALA STATE INDUSTRIAL ENTERPRISES LTD. FOR ARRANGEMENTS REGARDING OUTBOUND CARGO HANDLING AT CALICUT AIRPORT.

This Memorandum of Understanding is executed on 24.11.2015 between Airports Authority of India, a body constituted under Airports Authority of India Act 1994, having its Corporate Office at Rajiv Gandhi Bhavan, Safdarjung Airport, New Delhi—110 003 (hereinafter referred to as AAI) and Kerala State Industrial Enterprises Ltd.(A Govt. of Kerala Undertaking) (hereinafter referred to as KSIE) having its Registered Office at St.Joseph's Press Building, Cotton Hill, Thiruvananthapuram-605 014, Kerala.

Whereas AAI has created building and other facilities for handling, processing of export cargo and allied activities at Calicut International Airport.


And whereas KSIE who are Customs appointed Custodian at Calicut are desirous of utilising the said facility created at Calicut International Airport, on revenue sharing basis.

Now, therefore, both the parties have agreed to execute this MOU and abide by the following:-

- 1) That AAI will place the above referred Air Cargo facility at the Calicut Airport at the disposal of KSIE for handling, processing of Export Cargo and other allied functions.




A. ABDUL REHIMAN
General Manager (Air Cargo Complexes)
Kerala State Industrial Enterprises Ltd.
Thiruvananthapuram-695 014



के.जनादिनन / K.JANARDANAN
विमानपत्तन निदेशक / AIRPORT DIRECTOR
भा.वि.प्रा., कलिकट अंतर्राष्ट्रीय विमानपत्तन
A.A.I., Calicut International Airport

- 2) That all manpower required for export operations and allied functions at the Air Cargo Complex shall be provided by KSIE.
- 3) Necessary marketing efforts shall be done by KSIE in association with Airlines and trade bodies for achieving higher quantum of exports..
- 4) KSIE shall arrange all equipments required for Cargo handling including weighment mechanism and other facilities on need basis.
- 5) KSIE shall pay power, electricity and water charges, as per actual bills raised by AAI.
- 6) Necessary power connection including emergency power supply with metering facility shall be provided by AAI.
- 7) No entry fee shall be charged by AAI to KSIE for vehicles engaged by KSIE in cargo handling operations.
- 8) KSIE shall be permitted to install necessary communication facility in the export area for cargo handling operations.
- 9) It shall be the responsibility of KSIE to collect all export and allied charges from the exporters/Airlines/Agents etc.
- 10) That the gross earnings from the export and allied activities undertaken from the above said facility shall be shared between AAI and KSIE in the ratio of 33.33% and 67.67 respectively and payment of royalty to AAI by M/s./KSIE @13% of the shifting charges on the handling of import ULDs of Air India and other Airlines from the AAI premises to the import cargo terminal managed by M/s.KSIE wef 01.06.2014 to 16.08.2017.


A. ABDUL REHMAN
General Manager (Air Cargo Complexes)
Kerala State Industrial Enterprises Ltd.
Thiruvananthapuram-695 014


के. जगन्नाथन / K. JANARDANAN
विमानस्थल निदेशक / AIRPORT DIRECTOR
भा.वि.प्रौ., कालिकाट अंतर्राष्ट्रीय विमानस्थल
A.A.I., Calicut International Airport


- 11) The share of 33.33% from the gross earnings shall be remitted to Airport Director, AAI, Calicut International Airport, by KSIE by 10th of the succeeding month.
- 12) For the purpose of calculation of share of AAI, KSIE shall supply a certified and audited statement of monthly transactions showing gross earnings undertaken at the above said facility.
- 13) The facility shall be used only for bonafide cargo handling activities. No new activity shall be undertaken by KSIE from the said facility without prior approval of AAI.
- 14) Above arrangement shall be under the control of Airport Director, AAI, Calicut International Airport, who shall be the nodal authority.
- 15) In the event of any dispute or difference relating to the interpretation and application of the provision of the contracts, such disputes or difference shall be referred by either party to the arbitration of one of the Arbitrator in the Department of Public Enterprises to be nominated by the Secretary to the Government of India, Incharge of the Bureau of Public Enterprises.

The above arrangement shall come into operation from 17.08.2012. This will be for a period of five years and may be extended after review.

In witness whereof the parties hereto set and subscribed their respective hands the day and year first hereinabove written.


For AIRPORTS AUTHORITY OF INDIA

के.जनार्दनन/K.JANARDANAN
विमानपत्तन निदेशक/AIRPORT DIRECTOR
भा.वि.प्रा, कालिकट अंतर्राष्ट्रीय विमानपत्तन
A.A.I, Calicut International Airport


A. ABDUL REHIMAN
General Manager (Air Cargo Complexes)
Kerala State Industrial Enterprises Ltd.
Thiruvananthapuram-695 014
For KERALA STATE INDUSTRIAL ENTERPRISES LTD.

ANNEXURE – I

I (A)

I (B)

Ksie-Cargo-Submission

Calicut International Airport

ANNEXURE – I

I (A)



KERALA STATE INDUSTRIAL ENTERPRISES LTD.

(A Government of Kerala Undertaking)

St. Joseph's Press Buildings, Cotton Hill, Thiruvananthapuram-695 014, Kerala, India

Telephone : 0471-2326913, 2326947, 2324159, 2320208 (MD direct), Fax : 2334590, Website : www.ksie.net, E-mail : info@ksie.net

No. ACC/60(5)/ 1930

31/3/2016

①

The Secretary
Airports Economic Regulatory Authority of India (AERA)
Government of India
AERA Building, Administrative Complex
Safdarjung Airport, New Delhi – 110 003.

Sir,

Sub:- Tariff submission in respect of Aeronautical Services provided by Airport Operators, providers of Cargo, Ground Handling and Supply of Fuel at the Major Airports for the 2nd Control Period – Multi Year Tariff Proposal by KSIE Ltd in respect of Calicut Air Cargo Complex –reg

Ref:- Letter No. AERA/20019/CGF-G/2010-11/Vol.VI/8662-93 dated 28/1/2016

We are submitting herewith our Multi Year Tariff Proposal for the 2nd Control Period 2016-2021, pertaining to Calicut Air Cargo Complex (CACC) operated by us. The following documents pertaining to CACC are annexed herewith:

- i) Form A
- ii) Folder containing Forms relating to Regulatory Building Blocks, Competition Assessment, Historical and Forecasted Volumes and Historical Revenues.
- iii) Business Plan and its annexures.
- iv) A copy of the MoU signed between KSIE and AAI is enclosed as authorization/ evidence from the Airport Operator.

Thanking you

Yours faithfully,
For KERALA STATE INDUSTRIAL ENTERPRISES LTD

Dr. SAJI BASHEER
MANAGING DIRECTOR

Secretary - Nad in position.

OSD-11

Agmt (let) Ballar 2/4
06/04/16

Received today 03/05/2016
complete set
7141



KERALA STATE INDUSTRIAL ENTERPRISES LTD.

(A Government of Kerala Undertaking)

St. Joseph's Press Buildings, Cotton Hill, Thiruvananthapuram-695 014, Kerala, India

Telephone : 0471-2326913, 2326947, 2324159, 2320208 (MD direct), Fax : 2334590, Website : www.ksie.net, E-mail : info@ksie.net

Schedule

This schedule contains the various specified forms that relate to specific Clause(s) of the Guidelines of Sections (s) of the Appendix, as the case may be.

Form A: (ref: Section A1.1 of Appendix I)

BEFORE THE AIRPORTS ECONOMIC REGULATORY AUTHORITY OF INDIA

AT NEW DELAHI

SUBMISSION OF MULTI YEAR TARIFF PROPOSAL FOR AND ON BEHALF OF

M/S KERALA STATE INDUSTRIAL ENTERPRISES LTD
(PERTAINING TO CALICUT AIR CARGO COMPLEX)

I, Dr. SAJI BASHEER, aged 45 years, resident of Thiruvananthapuram, acting in my official capacity as MANAGING DIRECTOR in M/s KERALA STATE INDUSTRIAL ENTERPRISES LTD having its registered office at St. Joseph's Press Buildings, Cotton Hill, Thiruvananthapuram- 695 014 do hereby state and affirm as under that:

1. That I am duly authorized to act for and on behalf of M/s Kerala State Industrial Enterprises Ltd in the matter of making this submission before the Airports Economic Regulatory Authority of India, New Delhi ('the Authority');
2. I am competent to make this submission before the Authority;
3. I am making this submission in my official capacity and the facts stated herein are based on official records;
4. The contents of this submission which include inter alia (i) Business Plan (ii) information relating to the Regulatory Building Blocks; (iii) Competition Assessment; (iv) Historical and Forecasted Volumes, and (v) Historical Revenues, are correct and true to my knowledge and belief and nothing material has been concealed there from.

(Dr. SAJI BASHEER)
MANAGING DIRECTOR

Place: Trivandrum
Date : 31/03/2016

MEMORANDUM OF UNDERSTANDING BETWEEN AIRPORTS AUTHORITY OF INDIA AND KERALA STATE INDUSTRIAL ENTERPRISES LTD. FOR ARRANGEMENTS REGARDING OUTBOUND CARGO HANDLING AT CALICUT AIRPORT.


This Memorandum of Understanding is executed on 24.11.2015 between Airports Authority of India, a body constituted under Airports Authority of India Act 1994, having its Corporate Office at Rajiv Gandhi Bhavan, Safdarjung Airport, New Delhi—110 003 (hereinafter referred to as AAI) and Kerala State Industrial Enterprises Ltd.(A Govt. of Kerala Undertaking) (hereinafter referred to as KSIE) having its Registered Office at St.Joseph's Press Building, Cotton Hill, Thiruvananthapuram-605.014, Kerala.

Whereas AAI has created building and other facilities for handling, processing of export cargo and allied activities at Calicut International Airport.


And whereas KSIE who are Customs appointed Custodian at Calicut are desirous of utilising the said facility created at Calicut International Airport, on revenue sharing basis.

Now, therefore, both the parties have agreed to execute this MOU and abide by the following:-

1) That AAI will place the above referred Air Cargo facility at the Calicut Airport at the disposal of KSIE for handling, processing of Export Cargo and other allied functions.




A. ABDUL REHMAN
General Manager (Air Cargo Complexes)
Kerala State Industrial Enterprises Ltd.
Thiruvananthapuram-695 014



के. जनादिनन / K. JANARDANAN
विमानवहन निदेशक / AIRPORT DIRECTOR
भा.वि.प्र., कलिकट अंतर्राष्ट्रीय विमानवहन
A.A.I., Calicut International Airport

- 2) That all manpower required for export operations and allied functions at the Air Cargo Complex shall be provided by KSIE.
- 3) Necessary marketing efforts shall be done by KSIE in association with Airlines and trade bodies for achieving higher quantum of exports..
- 4) KSIE shall arrange all equipments required for Cargo handling including weighment mechanism and other facilities on need basis.
- 5) KSIE shall pay power, electricity and water charges, as per actual bills raised by AAI.
- 6) Necessary power connection including emergency power supply with metering facility shall be provided by AAI.
- 7) No entry fee shall be charged by AAI to KSIE for vehicles engaged by KSIE in cargo handling operations.
- 8) KSIE shall be permitted to install necessary communication facility in the export area for cargo handling operations.
- 9) It shall be the responsibility of KSIE to collect all export and allied charges from the exporters/Airlines/Agents etc.
- 10) That the gross earnings from the export and allied activities undertaken from the above said facility shall be shared between AAI and KSIE in the ratio of 33.33% and 67.67 respectively and payment of royalty to AAI by M/s./KSIE @13% of the shifting charges on the handling of import ULDs of Air India and other Airlines from the AAI premises to the import cargo terminal managed by M/s.KSIE wef 01.06.2014 to 16.08.2017.


A. ABDUL REHMAN
General Manager (Air Cargo Complexes)
Kerala State Industrial Enterprises Ltd.
Thiruvananthapuram-695 014


K. JANARDANAN
विमानव्यवहार निदेशक / AIRPORT DIRECTOR
भा.वि.भा, कालीकट अंतर्राष्ट्रीय विमानतार
A.A.I. Calicut International Airport

11) The share of 33.33% from the gross earnings shall be remitted to Airport Director, AAI, Calicut International Airport, by KSIE by 10th of the succeeding month.

12) For the purpose of calculation of share of AAI, KSIE shall supply a certified and audited statement of monthly transactions showing gross earnings undertaken at the above said facility.

13) The facility shall be used only for bonafide cargo handling activities. No new activity shall be undertaken by KSIE from the said facility without prior approval of AAI.

14) Above arrangement shall be under the control of Airport Director, AAI, Calicut International Airport, who shall be the nodal authority.


15) In the event of any dispute or difference relating to the interpretation and application of the provision of the contracts, such disputes or difference shall be referred by either party to the arbitration of one of the Arbitrator in the Department of Public Enterprises to be nominated by the Secretary to the Government of India, Incharge of the Bureau of Public Enterprises.

The above arrangement shall come into operation from 17.08.2012. This will be for a period of five years and may be extended after review.

In witness whereof the parties hereto set and subscribed their respective hands the day and year first hereinabove written.


For AIRPORTS AUTHORITY OF INDIA

के.जनादनन / K.JANARDANAN
विमानपत्तन निदेशक / AIRPORT DIRECTOR
भा.वि.प्रा, कलिकट अंतर्राष्ट्रीय विमानपत्तन
A.A.I, Calicut International Airport


A. ABDUL REHMAN
General Manager (Air Cargo Complexes)
For KERALA STATE INDUSTRIAL ENTERPRISES LTD.
Thiruvananthapuram-695 014



KERALA STATE INDUSTRIAL ENTERPRISES LTD.

(A Government of Kerala Undertaking)

St. Joseph's Press Buildings, Cotton Hill, Thiruvananthapuram-695 014, Kerala, India

Telephone : 0471-2326913, 2326947, 2324159, 2320208 (MD direct), Fax : 2334590, Website : www.ksie.net, E-mail : info@ksie.net

No. ACC/60(5)/ 1921

29/03/2016

The Secretary
Airports Economic Regulatory Authority of India (AERA)
Government of India
AERA Building, Administrative Complex
Safdarjung Airport, New Delhi.

Sir,

Sub:- KSIE Ltd – Submission of Annual Compliance Statement for the year 2014-15- Calicut Air Cargo Complex – reg

With reference to the above, we are submitting herewith the Annual Compliance Statement for the Tariff year 2014-15 in respect of Calicut Air Cargo Complex for the cargo services being provided at Calicut International Airport, Karipur.

Thanking you

Yours faithfully,
For KERALA STATE INDUSTRIAL ENTERPRISES LTD

Dr. SAIBASHEER
MANAGING DIRECTOR

255/60(5)
5/04/2016

Secretary - Nat in position.

OSD-D

OSD (SD)
Roshan
4/4/16

Handwritten initials and date



KERALA STATE INDUSTRIAL ENTERPRISES LTD.

(A Government of Kerala Undertaking)

St. Joseph's Press Buildings, Cotton Hill, Thiruvananthapuram-695 014, Kerala, India

Telephone : 0471-2326913, 2326917, 2324159, 2320208 (MD direct), Fax : 2334590, Website : www.ksie.net, E mail : info@ksie.net

Form C (Ref: Section A1.9 of Appendix I)

BEFORE THE AIRPORTS ECONOMIC REGULATORY AUTHORITY OF INDIA

AT NEW DELHI

SUBMISSION OF ANNUAL COMPLINANCE STATEMENT FOR AND ON BEHALF OF:

CALICUT AIR CARGO COMPLEX,

KERALA STATE INDUSTRIAL ENTERPRISES LTD, TRIVANDRUM.

I, Dr. SAJI BASHEER, aged 45 years, resident of Trivandrum acting in my official capacity as Managing Director in M/s KERALA STATE INDUSTRIAL ENTERPRISES LTD, having its registered office at 1st Floor, St. Josephs Press Buildings, Cotton Hill, Trivandrum – 695 014 do hereby state and affirm as under that:

1. That I am duly authorized to act for and on behalf of Calicut Air Cargo Complex, Calicut in the matter of making this submission before the Airports Economic Regulatory Authority of India, New Delhi ('the Authority');
2. I am competent to make this submission before the Authority;
3. I am making this submission in my official capacity and the facts stated herein are based on official records;
4. The contents of the Annual Compliance Statement submission are correct and true to the knowledge and belief and nothing material has been concealed there from.

For KERALA STATE INDUSTRIAL ENTERPRISES LTD


Dr. SAJI BASHEER
MANAGING DIRECTOR

Place: Trivandrum
Date: 29/3/2016

Form F16: Performance Report for the Tariff Year (Only for ISP)

Particulars	Actual for tariff year under consideration	(Amounts in Lakhs)	
		Forecast as per the Multi Year Tariff Order	
Total Revenue From Regulated Services (1)	405.91	869.46	
Total Revenue From Services Other Than Regulated Services (2)	33.75	12.11	
Operating Expenditure (3)	368.21	407.28	
Depreciation (4)	31.78	148.84	
Total Expenditure (3) + (4) = (5)	399.99	556.12	
Regulatory Operating Profit (1) + (2) - (5) = (6)	39.68	325.45	
Capital Expenditure (7)	0	0.00	
Opening Regulatory Asset Base (RAB) (8)	562.80	2947.06	
Disposals/ Transfers (9)	0.00	0.00	
Closing Regulatory Asset Base (RAB) (7) + (8) - (9) = (10)	531.02	2798.22	
Average Regulatory Asset Base (RAB) [(8) + (10)]/2 = (11)	546.91	2872.64	
WACC %	12.00%	12.00%	
Return On Average Regulatory Asset Base Based On WACC% (RAB)	65.63	344.72	
Return On Average RAB	7.26%	11.33%	
Corporate Tax On Return On Regulatory Asset Base (RAB) (13)	21.76	114.27	
ARR [(3)+(4)+(12)+(13)-(2)]=14	453.62	1003.00	
Total Cargo Volume	23489.00	33600.00	
Required Yield Cargo	1931.20	2985.12	
Present Yield Cargo			
Total Fuel Throughput/ Into Plane Volume			
Required Yield Fuel Throughput			
Present Yield Fuel Throughput			
Total Aircraft Traffic Movement			
Required Yield ATM			
Present Yield ATM			

Verified for Mohan & Associates Chartered Accountants



R. Suresh Mohan, Partner
Draft C.P.-27.05.2016
(M.No. 015398, Firm Regn. No. 020923)

Dr. Saji Basheer
Managing Director

Kerala State Industrial Enterprises Ltd.
Thiruvananthapuram - 695 016 Page 10 of 16

Form F17 Revenue from Regulated Services recovered during the Tariff year (Only for ISP)

Particulars	(Amounts in Lakhs)	
	Actual for tariff year under consideration	Forecast as per the Multi Year Tariff Order
Throughput Charges		
Ground Handling Charges		
Cargo Revenue Charges	405.91	
Into Plain Services		
Total Revenue From Tariff	405.91	

191



Dr. Saji Basheer
Managing Director
Kerala State Industrial Enterprises Ltd
Thiruvananthapuram - 695 014



For MOHAN & MOHAN ASSOCIATES
Chartered Accountants



R. Suresh
(M.No. 013396, F.No. 100/2008)

Form F18 Revenue from Services other than Regulated Services recovered during the Tariff year (Only for ISP)

Particulars	(Amounts in Lakhs)	
	Actual for tariff year under consideration	Forecast as per the Multi Year Tariff Order
Revenue From Services Other Than Regulated Services 1 Rent Received	33.75	
Revenue From Services Other Than Regulated Services 2		
Revenue From Services Other Than Regulated Services 3		
Revenue From Services Other Than Regulated Services 4		
Total Revenue From Services Other	33.75	

For MOHAN & MOHAN ASSOCIATES
Chartered Accountants

R. Suresh Mohan
R. Suresh Mohan Partner

(M.No. 013398, Firm Regn. No. 02092S)



Dr. Saji Basheer

Dr. Saji Basheer
Managing Director
Kerala State Industrial Enterprises Ltd.
Thiruvananthapuram - 695 014

Form F19 Operating Expenditure incurred during the Tariff Year (Only for iSP)

Particulars	(Amounts in Lakhs)	
	Actual for tariff year under consideration	Forecast as per the Multi Year Tariff order
Payroll Related Expenditure And Provision	105.85	
Admin & General Expenses	97.59	
Repair & Maintenance Expenditure	15.67	
Utilities & Outsourcing Expenses	32.88	
Other Outflows	12.54	
Other 1 GTO Expenses	103.67	
Other 2		
Other 3		
Other 4		
Total Operating And Maintenance Expenditure	368.21	

For MOHAN & MOHAN ASSOCIATES
Chartered Accountants

R. Suresh Mohan, Partner
(M.No. 013398, Firm Regn. No. 02092S)



Dr. Saji Basheer
Managing Director
Kerala State Industrial Enterprises Ltd.
Thiruvananthapuram - 695 014

(Handwritten signature)

Form F20 Reconciliation Statement for the Tariff Year (Only for ISP)

Particulars	Actual for tariff year under consideration	(Amounts in Lakhs) Forecast as per the Multi Year Tariff Order
Revenue		
Revenue From Regulated Services	405.91	
Revenue From Other Than Regulated Services	33.75	
Total Revenue	439.67	
Operation & Maintenance Expenditure		
Pay Roll Costs	105.85	
Repair And Maintenance	15.67	
Con. Of Stores And Spares		
Electricity And Water Charges	14.85	
Admin And Other Expenses	82.75	
Other Outflows	149.09	
Total Operating Expenditure	368.21	
Profit before depreciation, interest and taxation		
Profit Before Depreciation, Interest And Taxation(EBDIT)	71.46	
Depreciation and Amortisation		
Depreciation And Amortisation	31.78	
Earnings before interest and taxation		
Earnings Before Interest And Taxation (EBIT)	39.68	
Total Interest And Finance Charges	0.00	
Profit/loss before tax		
Profit/loss Before Tax	39.68	
Tax		
Tax	13.15	
Profit/loss after taxation		
Profit/loss After Taxation	26.53	
Balance Carried to Balance Sheet		
Balance Carried To Balance Sheet	26.53	
Adjustment To Reconcile As Per Statutory Accounts		
Operating Profit As Per Statutory Accounts		

For MOHAN & MOHAN ASSOCIATES
Chartered Accountants



R. Suresh Kumar, Partner, Draft C.P.- 27.05.2016
(M.No. 013355, Firm No. 11)

Dr. Saji Basheer
Managing Director

Kerala State Industrial Enterprises Ltd.
Thiruvananthapuram - 695 014

ANNEXURE – I

I (B)

**MYTP
FOR
SECOND CONTROL PERIOD**

Schedule

This schedule contains the various specified forms that relate to specific clause(s) of the guidelines or section(s) of the appendix as the case may be Form A: (ref Section AI 1 of Appendix 1)

**BEFORE THE AIRPORTS ECONOMIC REGULATORY AUTHORITY OF INDIA
AT NEW DELHI**

SUBMISSION OF MULTI YEAR TARIFF PROPOSAL FOR AND ON BEHALF OF

M/s

1. Saji Basheer aged 45 resident of St. Josephs Press Building, Cotton Hill, Trivandrum acting in my official capacity as ISP in M/s Kerala State Industrial Enterprises Ltd. having its registered office at St. Josephs Press Building, Cotton Hill, Trivandrum do hereby state and affirm as under that:

1. That I am authorized to act for and on behalf of M/s Kerala State Industrial Enterprises Ltd. in the matter of making submission before the Airports Economic Regulatory Authority of India, New Delhi ('the Authority')
2. I am competent to make this submission before the authority
3. I am making the submission in any official capacity and the facts stated herein are based on official records
4. The contents of this submission which include inter alia (i) Business Plan (ii) Information Relating to the Regulatory Building Blocks (iii) Competition Assessment (iv) Historical and Forecasted Volumes and (v) Historical Revenues are correct and true to my knowledge and belief and nothing material has been concealed there from

Sd/

Place

Date: 03-05-2016

-25-

-26-

Form F1: Historical and Proposed Aggregate Revenue Requirement

Financial Year	2014-2015	2015-2016	2016-2017	2017-2018	2018-2019	2019-2020	2020-2021
Aggregate Revenue Requirement	379.38	304.99	424.45	496.29	713.88	918.18	1045.22

F2: Historical and Projected Balance Sheet (Only for ISP)

Financial Year	2014-2015	2015-2016	2016-2017	2017-2018	2018-2019	2019-2020	2020-2021
Share Capital	50.00	50.00	50.00	50.00	50.00	1050.00	1550.00
Share Application Money	0.00	0.00	0.00	0.00	0.00	0.00	0.00
Reverses And Surplus	0.00	0.00	0.00	0.00	0.00	0.00	0.00
Loan Funds	0.00	0.00	0.00	0.00	0.00	0.00	0.00
Secured Loans	0.00	0.00	0.00	0.00	0.00	0.00	0.00
Unsecured Loans	728.05	814.56	718.79	736.40	649.01	533.38	459.64
Capital Grants	0.00	0.00	0.00	0.00	0.00	0.00	0.00
Deferred Tax Liability	0.00	0.00	0.00	0.00	0.00	0.00	0.00
Total Sources Of Funds	778.05	864.56	768.78	786.40	1699.01	2083.38	2009.64
Gross Block (Net Of Assets Not In Use)	850.00	0.00	0.00	0.00	0.00	0.00	0.00
Less: Accumulated Depreciation	0.00	0.00	0.00	0.00	0.00	0.00	0.00
Net Block	642.37	614.65	589.15	565.58	1426.74	1749.40	1597.84
Capital Work In Progress	0.00	0.00	0.00	0.00	0.00	0.00	0.00
Total Fixed Assets	642.37	614.65	589.15	565.58	1426.74	1749.40	1597.84
Investments	0.00	0.00	0.00	0.00	0.00	0.00	0.00
Deferred Tax Assets	0.00	0.00	0.00	0.00	0.00	0.00	0.00
Sundry Debtors	134.98	246.52	174.64	214.82	264.27	324.98	399.80
Cash And Bank Balances	0.70	3.39	5.00	6.00	8.00	9.00	12.00
Inventories	0.00	0.00	0.00	0.00	0.00	0.00	0.00
Other Current Assets	0.00	0.00	0.00	0.00	0.00	0.00	0.00
Loans And Advances	0.00	0.00	0.00	0.00	0.00	0.00	0.00
Total Current Assets	135.68	249.91	179.64	220.82	272.27	333.98	411.80
Liabilities	0.00	0.00	0.00	0.00	0.00	0.00	0.00
Provisions	0.00	0.00	0.00	0.00	0.00	0.00	0.00
Total Current Liabilities	0.00	0.00	0.00	0.00	0.00	0.00	0.00

1 27 1



Airports Economic Regulatory Authority of India

Financial Year	2014-2015	2015-2016	2016-2017	2017-2018	2018-2019	2019-2020	2020-2021
Net Current Assets	135.68	249.91	179.64	220.82	272.27	333.98	411.80
Total Application Of Fund	777.00	863.00	768.00	785.00	1698.00	2082.00	2008.00

- 28 -

- 29 -

Form F2(a): Historical and Projected Balance Sheet

Financial Year	2015-2016	2016-2017	2017-2018	2018-2019	2019-2020	2020-2021
Share Holders Fund	48.93	48.92	48.93	1048.91	1548.90	1548.90
Gross Block (Net Of Assets Not In Use)	850.00	850.00	850.00	1850.00	2350.00	2350.00
Less: Accumulated Depreciation	236.42	261.93	285.49	424.35	601.70	753.27
Net Block	613.58	588.07	564.51	1425.65	1748.30	1596.73
Capital Work In Progress	0.00	0.00	0.00	0.00	0.00	0.00
Total Fixed Assets	1700.00	1700.00	1700.00	3700.00	4700.00	4700.00
Investments	0.00	0.00	0.00	0.00	0.00	0.00
Deferred Tax Assets	0.00	0.00	0.00	0.00	0.00	0.00
Sundry Debtors	246.52	174.64	214.82	264.27	324.98	399.80
Cash And Bank Balances	3.39	5.00	6.00	8.00	9.00	12.00
Inventories	0.00	0.00	0.00	0.00	0.00	0.00
Other Current Assets	0.00	0.00	0.00	0.00	0.00	0.00
Loans And Advances	0.00	0.00	0.00	0.00	0.00	0.00
Total Current Assets	249.91	179.64	220.82	272.27	333.98	411.80
Liabilities	814.56	763.06	809.72	767.37	782.68	817.50
Provisions	0.00	0.00	0.00	0.00	0.00	0.00
Total Current Liabilities	814.56	763.06	809.72	767.37	782.68	817.50
Provisions						
Net Current Assets	-564.65	-583.42	-588.90	-495.10	-448.70	-405.70
Total Application Of Fund	48.93	4.65	-24.39	930.55	1299.60	1191.03

Form F3: Historical and Projected Profit / Loss Account (Only for ISP)

Financial Year	2014-2015	2015-2016	2016-2017	2017-2018	2018-2019	2019-2020	2020-2021
Revenue From Regulated Services	405.91	345.28	436.61	537.05	660.68	812.44	999.50
Revenue From Other Than Regulated Services	33.75	40.71	50.89	63.62	79.52	99.40	124.25
Total Revenue	439.66	385.99	487.50	600.67	740.20	911.84	1123.75
Pay Roll Costs	113.17	102.52	114.71	128.49	144.13	161.90	182.10
Admin And General Expenses	120.84	103.79	123.17	150.45	183.78	224.45	274.26
Repair And Maintenance Costs	15.67	11.72	14.07	16.88	20.25	24.31	29.17
Utilities And Outsourcing Costs	14.85	12.55	15.06	18.08	21.69	26.03	31.23
Other Outflows	103.67	67.75	109.14	134.25	165.15	203.09	249.85
Total Operating Expenditure	368.20	298.33	376.15	448.15	535.00	639.78	766.61
Earning Before Depreciation Interest And Taxation	71.46	87.66	111.35	152.52	205.20	272.06	357.14
Depreciation And Amortisation	31.78	27.39	25.51	23.56	138.86	177.35	151.57
Earning Before Interest And Taxation	39.68	60.27	85.84	128.96	66.34	94.71	205.57
Total Interest And Finance Charges	0.00	0.00	81.46	71.88	73.64	64.90	53.34
Profit Loss Before Tax	39.68	60.27	4.38	57.08	-7.30	29.81	152.23
Provision Taxation	13.15	19.98	1.45	18.92	0.00	9.89	50.46
Profit Loss After Taxation	26.53	40.29	2.93	38.16	-7.30	19.92	101.77
Balance Carried To Balance Sheet	26.53	40.29	2.93	38.16	-7.30	19.92	101.77

-30-

Form F4: Historical and projected cash flow statement (Only for ISP)

Financial Year	2014-2015	2015-2016	2016-2017	2017-2018	2018-2019	2019-2020	2020-2021
Net Profit Before Taxation	39.68	60.27	4.11	57.08	-7.30	29.81	152.23
Depreciation And Amortisation	31.78	27.39	25.51	23.56	138.86	177.35	151.57
Loss / (Profit) On Sales Of Assets(net)	0.00	0.00	0.00	0.00	0.00	0.00	0.00
Interest Income	0.00	0.00	0.00	0.00	0.00	0.00	0.00
Provision --Additions (write Back) Net	0.00	0.00	0.00	0.00	0.00	0.00	0.00
Operating Profit Before Working Capital Changes	71.46	87.66	29.62	80.64	131.56	207.16	303.80
Decrease/ Increase In Trade Receivables	-111.54	71.88	-40.18	-49.45	-60.71	-74.82	0.00
Decrease/ Increase In Inventories	0.00	0.00	0.00	0.00	0.00	0.00	0.00
Decrease/ Increase In Cash And Bank Balance	-2.69	-1.61	-1.00	-2.00	-1.00	-3.00	0.00
Decrease/ Increase In Loans And Advances	0.00	0.00	0.00	0.00	0.00	0.00	0.00
Decrease/ Increase In Sundry Creditors	86.51	-51.50	46.66	-42.35	15.31	34.82	0.00
Decrease/ Increase In Provisions	0.00	0.00	0.00	0.00	0.00	0.00	0.00
Net Cash Flow From Operating Activities	43.74	106.43	35.10	-13.16	85.16	164.16	303.80
Purchase Of Fixed Assets	-850.00	0.00	0.00	-1000.00	-500.00	0.00	0.00
Decrease In WIP Assets	0.00	0.00	0.00	0.00	0.00	0.00	0.00
Cash From Investing Activities	-850.00	0.00	0.00	-1000.00	-500.00	0.00	0.00
Decrease In Share	48.93	-0.01	0.01	999.98	499.99	0.00	0.00

- 31 -

-32-

Financial Year	2014-2015	2015-2016	2016-2017	2017-2018	2018-2019	2019-2020	2020-2021
Capital							
Cash Flow From Financing Activities	48.93	-0.01	0.01	999.98	499.99	0.00	0.00
Net Change In Cash And Cash Equivalents	-757.33	106.42	35.11	-13.18	85.15	164.16	303.80
Cash And Cash Equivalents At The Beginning Of The Period	1.87	0.00	3.39	5.00	6.00	8.00	9.00
Cash And Cash Equivalents At The End Of The Period	0.00	3.39	5.00	6.00	8.00	9.00	9.00

Form F5: Cost of Equity and Post-tax FRoR Forecast

Financial Year	2014-2015	2015-2016	2016-2017	2017-2018	2018-2019	2019-2020	2020-2021
Gearing Low	0.00	0.00	0.00	0.00	0.00	0.00	0.00
Gearing High	0.00	0.00	0.00	0.00	0.00	0.00	0.00
Gearing Point Estimate	0.00	0.00	0.00	0.00	0.00	0.00	0.00
Pre Tax Cost Of Debt Low	0.00	0.00	0.00	0.00	0.00	0.00	0.00
Pre Tax Cost Of Debt High	0.00	0.00	0.00	0.00	0.00	0.00	0.00
Pre Tax Cost Of Debt Point Estimate	0.00	0.00	0.00	0.00	0.00	0.00	0.00
Risk Free Rate Low	0.00	0.00	0.00	0.00	0.00	0.00	0.00
Risk Free Rate High	0.00	0.00	0.00	0.00	0.00	0.00	0.00
Risk Free Rate Point Estimate	0.00	0.00	0.00	0.00	0.00	0.00	0.00
Equity Risk Premium Low	0.00	0.00	0.00	0.00	0.00	0.00	0.00
Equity Risk Premium High	0.00	0.00	0.00	0.00	0.00	0.00	0.00
Equity Risk Premium Point Estimate	0.00	0.00	0.00	0.00	0.00	0.00	0.00
Beta Low	0.00	0.00	0.00	0.00	0.00	0.00	0.00
Beta High	0.00	0.00	0.00	0.00	0.00	0.00	0.00
Beta Point Estimate	0.00	0.00	0.00	0.00	0.00	0.00	0.00
Post Tax Cost Of Equity Low	0.00	0.00	0.00	0.00	0.00	0.00	0.00
Post Tax Cost Of Equity High	0.00	0.00	0.00	0.00	0.00	0.00	0.00
Post Tax Cost Of Equity Point Estimate	0.00	0.00	0.00	0.00	0.00	0.00	0.00
Post Tax Fror Low	0.00	0.00	0.00	0.00	0.00	0.00	0.00
Post Tax Fror High	0.00	0.00	0.00	0.00	0.00	0.00	0.00
Post Tax Fror Point Estimate	0.00	0.00	0.00	0.00	0.00	0.00	0.00

-34-

Form F6(a): Loan Master

Financial Year	2014-2015	2015-2016	2016-2017	2017-2018	2018-2019	2019-2020	2020-2021
Repayments During The Year	0.00	0.00	81.46	71.88	73.64	64.90	53.34
Interest Payment During The Year	0.00	0.00	0.00	0.00	0.00	0.00	0.00
Outstanding At The End Of The Year	728.05	814.56	718.79	736.40	649.01	533.38	459.63
Repayments During The Year	0.00	0.00	0.00	0.00	0.00	0.00	0.00
Interest Payment During The Year	0.00	0.00	0.00	0.00	0.00	0.00	0.00
Outstanding At The End Of The Year	0.00	0.00	0.00	0.00	0.00	0.00	0.00
Particulars	secured loan	secured loan	secured loan	secured loan	secured loan	secured loan	secured loan
Source	from headoffice	from headoffice	from headoffice	from headoffice	from headoffice	from headoffice	from headoffice
Type Of Loan	PS	PS	PS	PS	PS	PS	PS
Project	0.00	0.00	0.00	0.00	0.00	0.00	0.00
Total Loan Sanctioned	0.00	0.00	0.00	0.00	0.00	0.00	0.00
Loan Tenure	0.00	0.00	0.00	0.00	0.00	0.00	0.00
Interest Type	Fixed	Fixed	Fixed	Fixed	Fixed	Fixed	Fixed
Rate Of Interest	0.00	0.00	0.00	0.00	0.00	0.00	0.00
Base Rate	0.00	0.00	0.00	0.00	0.00	0.00	0.00
Margin	0.00	0.00	0.00	0.00	0.00	0.00	0.00
Caps Or Floor Chk	Yes	Yes	Yes	Yes	Yes	Yes	Yes
Caps Or Floor	0.00	0.00	0.00	0.00	0.00	0.00	0.00
Moratorium Period	0.00	0.00	0.00	0.00	0.00	0.00	0.00
Moratorium Effective From	2016-03-24	2016-03-24	2016-03-24	2016-03-24	2016-03-24	2016-03-24	2016-03-24
Repayment Period	0.00	0.00	0.00	0.00	0.00	0.00	0.00
Repayment Start Date	2016-03-24	2016-03-24	2016-03-24	2016-03-24	2016-03-24	2016-03-24	2016-03-24
Repayment Frequency	0.00	0.00	0.00	0.00	0.00	0.00	0.00
Arrangement Fees	0.00	0.00	0.00	0.00	0.00	0.00	0.00
Outstanding Loan	0.00	0.00	0.00	0.00	0.00	0.00	0.00
Other Terms	0.00	0.00	0.00	0.00	0.00	0.00	0.00



Financial Year	2014-2015	2015-2016	2016-2017	2017-2018	2018-2019	2019-2020	2020-2021
----------------	-----------	-----------	-----------	-----------	-----------	-----------	-----------

- 35 -

Form F6(b): Summary Statement of Interest and Finance Charges

Financial Year	2014-2015	2015-2016	2016-2017	2017-2018	2018-2019	2019-2020	2020-2021
Government Loans	0.00	0.00	0.00	0.00	0.00	0.00	0.00
Bonds	0.00	0.00	0.00	0.00	0.00	0.00	0.00
Foreign Currency Note Or Credit	0.00	0.00	0.00	0.00	0.00	0.00	0.00
Debentures	0.00	0.00	0.00	0.00	0.00	0.00	0.00
Other Interest Charges ₁	0.00	0.00	0.00	0.00	0.00	0.00	0.00
Other Interest Charges ₂	0.00	0.00	0.00	0.00	0.00	0.00	0.00
Total Interest Charges On Government Loans	0.00	0.00	0.00	0.00	0.00	0.00	0.00
Secured	0.00	0.00	81.46	76.31	80.97	76.74	78.27
Other Secured Interest ₁	0.00	0.00	0.00	0.00	0.00	0.00	0.00
Other Secured Interest ₂	0.00	0.00	0.00	0.00	0.00	0.00	0.00
Unsecured	0.00	0.00	0.00	0.00	0.00	0.00	0.00
Other Unsecured Interest ₁	0.00	0.00	0.00	0.00	0.00	0.00	0.00
Other Unsecured Interest ₂	0.00	0.00	0.00	0.00	0.00	0.00	0.00
Total Interest On Long Term Loans	0.00	0.00	81.46	76.31	80.97	76.74	78.27
Cost Of Raising Finance And Bank Charges On Project Loans	0.00	0.00	0.00	0.00	0.00	0.00	0.00
Grand Total Of Interest And Finance Charges	0.00	0.00	81.46	76.31	80.97	76.74	78.27
Less Interest And Finance Charges Capitalised	0.00	0.00	0.00	0.00	0.00	0.00	0.00

Financial Year	2014-2015	2015-2016	2016-2017	2017-2018	2018-2019	2019-2020	2020-2021
Net Total Of Interest And Finance Charges Project Related Loans	0.00	0.00	81.46	76.31	80.97	76.74	78.27
Interest On Working Capital Loans	0.00	0.00	0.00	0.00	0.00	0.00	0.00
Other Interest Charges	0.00	0.00	0.00	0.00	0.00	0.00	0.00
Total Interest And Finance Charges Chargeable To PI Account	0.00	0.00	81.46	76.31	80.97	76.74	78.27

- 37 -

Form F6 (c): Contributions , Grants and subsidies Master

Contributions

Sl. No. 1

Financial Year	2016-2017	2017-2018	2018-2019	2019-2020	2020-2021
Source	0.00				
Total Amount	0.00				
Opening Balance	0.00	0.00	0.00	0.00	0.00
Additions	0.00	0.00	0.00	0.00	0.00
Closing Balance	0.00	0.00	0.00	0.00	0.00

Sl. No. 2

Financial Year	2016-2017	2017-2018	2018-2019	2019-2020	2020-2021
Source	0.00				
Total Amount	0.00				
Opening Balance	0.00	0.00	0.00	0.00	0.00
Additions	0.00	0.00	0.00	0.00	0.00
Closing Balance	0.00	0.00	0.00	0.00	0.00

Sl. No. 3

Financial Year	2016-2017	2017-2018	2018-2019	2019-2020	2020-2021
Source	0.00				
Total Amount	0.00				
Opening Balance	0.00	0.00	0.00	0.00	0.00
Additions	0.00	0.00	0.00	0.00	0.00
Closing Balance	0.00	0.00	0.00	0.00	0.00

Sl. No. 4

Financial Year	2016-2017	2017-2018	2018-2019	2019-2020	2020-2021
Source	0.00				
Total Amount	0.00				
Opening Balance	0.00	0.00	0.00	0.00	0.00
Additions	0.00	0.00	0.00	0.00	0.00
Closing Balance	0.00	0.00	0.00	0.00	0.00

Grants

Sl. No. 1

Financial Year	2016-2017	2017-2018	2018-2019	2019-2020	2020-2021
Source	0.00				
Total Amount	0.00				
Opening Balance	0.00	0.00	0.00	0.00	0.00
Additions	0.00	0.00	0.00	0.00	0.00
Closing Balance	0.00	0.00	0.00	0.00	0.00

Sl. No. 2

Financial Year	2016-2017	2017-2018	2018-2019	2019-2020	2020-2021
Source	0.00				
Total Amount	0.00				
Opening Balance	0.00	0.00	0.00	0.00	0.00
Additions	0.00	0.00	0.00	0.00	0.00
Closing Balance	0.00	0.00	0.00	0.00	0.00

Sl. No. 3

Financial Year	2016-2017	2017-2018	2018-2019	2019-2020	2020-2021
Source	0.00				
Total Amount	0.00				
Opening Balance	0.00	0.00	0.00	0.00	0.00
Additions	0.00	0.00	0.00	0.00	0.00
Closing Balance	0.00	0.00	0.00	0.00	0.00

Sl. No. 4

Financial Year	2016-2017	2017-2018	2018-2019	2019-2020	2020-2021
Source	0.00				
Total Amount	0.00				
Opening Balance	0.00	0.00	0.00	0.00	0.00
Additions	0.00	0.00	0.00	0.00	0.00
Closing Balance	0.00	0.00	0.00	0.00	0.00

Subsidies

Sl. No. 1

Financial Year	2016-2017	2017-2018	2018-2019	2019-2020	2020-2021
Source	0.00				
Total Amount	0.00				
Opening Balance	0.00	0.00	0.00	0.00	0.00
Additions	0.00	0.00	0.00	0.00	0.00
Closing Balance	0.00	0.00	0.00	0.00	0.00

Sl. No. 2

Financial Year	2016-2017	2017-2018	2018-2019	2019-2020	2020-2021
Source	0.00				
Total Amount	0.00				
Opening Balance	0.00	0.00	0.00	0.00	0.00
Additions	0.00	0.00	0.00	0.00	0.00
Closing Balance	0.00	0.00	0.00	0.00	0.00

Sl. No. 3

Financial Year	2016-2017	2017-2018	2018-2019	2019-2020	2020-2021
Source	0.00				
Total Amount	0.00				
Opening Balance	0.00	0.00	0.00	0.00	0.00
Additions	0.00	0.00	0.00	0.00	0.00
Closing Balance	0.00	0.00	0.00	0.00	0.00

Sl. No. 4

Financial Year	2016-2017	2017-2018	2018-2019	2019-2020	2020-2021
Source	0.00				
Total Amount	0.00				
Opening Balance	0.00	0.00	0.00	0.00	0.00
Additions	0.00	0.00	0.00	0.00	0.00
Closing Balance	0.00	0.00	0.00	0.00	0.00

Form F7: Historical and Proposed Aggregate Revenue Requirement

LAND

Financial Year	2015-2016	2016-2017	2017-2018	2018-2019	2019-2020	2020-2021
Original Cost Of Assets	0.00	0.00	0.00	0.00	0.00	0.00
Asset Code	0.00	0.00	0.00	0.00	0.00	0.00
ACCU. DEP.	0.00	0.00	0.00	0.00	0.00	0.00
NET Block	190.00	190.00	190.00	190.00	190.00	190.00

RUNWAYS/TAXIWAY

Financial Year	2015-2016	2016-2017	2017-2018	2018-2019	2019-2020	2020-2021
Original Cost Of Assets	0.00	0.00	0.00	0.00	0.00	0.00
Asset Code	0.00	0.00	0.00	0.00	0.00	0.00
ACCU. DEP.	0.00	0.00	0.00	0.00	0.00	0.00
NET Block	0.00	0.00	0.00	0.00	0.00	0.00

APRON

Financial Year	2015-2016	2016-2017	2017-2018	2018-2019	2019-2020	2020-2021
Original Cost Of Assets	0.00	0.00	0.00	0.00	0.00	0.00
Asset Code	0.00	0.00	0.00	0.00	0.00	0.00
ACCU. DEP.	0.00	0.00	0.00	0.00	0.00	0.00
NET Block	0.00	0.00	0.00	0.00	0.00	0.00

ROADS BRIDGES

Financial Year	2015-2016	2016-2017	2017-2018	2018-2019	2019-2020	2020-2021
Original Cost Of Assets	0.00	0.00	0.00	0.00	0.00	0.00
Asset Code	0.00	0.00	0.00	0.00	0.00	0.00
ACCU. DEP.	0.00	0.00	0.00	0.00	0.00	0.00
NET Block	0.00	0.00	0.00	0.00	0.00	0.00

TMNL BLDG

Financial Year	2015-2016	2016-2017	2017-2018	2018-2019	2019-2020	2020-2021
Original Cost Of Assets	0.00	0.00	0.00	0.00	0.00	0.00
Asset Code	0.00	0.00	0.00	0.00	0.00	0.00
ACCU. DEP.	0.00	0.00	0.00	0.00	0.00	0.00

-42-

Financial Year	2015-2016	2016-2017	2017-2018	2018-2019	2019-2020	2020-2021
NET Block	0.00	0.00	0.00	0.00	0.00	0.00

TEMP BLDG

Financial Year	2015-2016	2016-2017	2017-2018	2018-2019	2019-2020	2020-2021
Original Cost Of Assets	0.00	0.00	0.00	0.00	0.00	0.00
Asset Code	0.00	0.00	0.00	0.00	0.00	0.00
ACCU. DEP.	0.00	0.00	0.00	0.00	0.00	0.00
NET Block	0.00	0.00	0.00	0.00	0.00	0.00

RES BLDG

Financial Year	2015-2016	2016-2017	2017-2018	2018-2019	2019-2020	2020-2021
Original Cost Of Assets	0.00	0.00	0.00	0.00	0.00	0.00
Asset Code	0.00	0.00	0.00	0.00	0.00	0.00
ACCU. DEP.	0.00	0.00	0.00	0.00	0.00	0.00
NET Block	0.00	0.00	0.00	0.00	0.00	0.00

TEMP BWALL

Financial Year	2015-2016	2016-2017	2017-2018	2018-2019	2019-2020	2020-2021
Original Cost Of Assets	0.00	0.00	0.00	0.00	0.00	0.00
Asset Code	0.00	0.00	0.00	0.00	0.00	0.00
ACCU. DEP.	0.00	0.00	0.00	0.00	0.00	0.00
NET Block	0.00	0.00	0.00	0.00	0.00	0.00

OPNL BWALL

Financial Year	2015-2016	2016-2017	2017-2018	2018-2019	2019-2020	2020-2021
Original Cost Of Assets	0.00	0.00	0.00	0.00	0.00	0.00
Asset Code	0.00	0.00	0.00	0.00	0.00	0.00
ACCU. DEP.	0.00	0.00	0.00	0.00	0.00	0.00
NET Block	0.00	0.00	0.00	0.00	0.00	0.00

RES BWALL

Financial Year	2015-2016	2016-2017	2017-2018	2018-2019	2019-2020	2020-2021
Original Cost Of Assets	0.00	0.00	0.00	0.00	0.00	0.00
Asset Code	0.00	0.00	0.00	0.00	0.00	0.00
ACCU. DEP.	0.00	0.00	0.00	0.00	0.00	0.00

Financial Year	2015-2016	2016-2017	2017-2018	2018-2019	2019-2020	2020-2021
NET Block	0.00	0.00	0.00	0.00	0.00	0.00

OTHER BLDGS

Financial Year	2015-2016	2016-2017	2017-2018	2018-2019	2019-2020	2020-2021
Original Cost Of Assets	0.00	0.00	0.00	0.00	0.00	0.00
Asset Code	0.00	0.00	0.00	0.00	0.00	0.00
ACCU. DEP.	0.00	18.99	37.04	-420.82	-618.29	-568.37
NET Block	379.89	360.90	342.85	800.71	998.18	948.27

COMPUTERS

Financial Year	2015-2016	2016-2017	2017-2018	2018-2019	2019-2020	2020-2021
Original Cost Of Assets	0.00	0.00	0.00	0.00	0.00	0.00
Asset Code	0.00	0.00	0.00	0.00	0.00	0.00
ACCU. DEP.	0.00	0.13	0.21	0.25	0.28	0.30
NET Block	0.32	0.19	0.11	0.07	0.04	0.02

SOFTWARE

Financial Year	2015-2016	2016-2017	2017-2018	2018-2019	2019-2020	2020-2021
Original Cost Of Assets	0.00	0.00	0.00	0.00	0.00	0.00
Asset Code	0.00	0.00	0.00	0.00	0.00	0.00
ACCU. DEP.	0.00	0.00	0.00	0.00	0.00	0.00
NET Block	0.00	0.00	0.00	0.00	0.00	0.00

MACHINERY

Financial Year	2015-2016	2016-2017	2017-2018	2018-2019	2019-2020	2020-2021
Original Cost Of Assets	0.00	0.00	0.00	0.00	0.00	0.00
Asset Code	0.00	0.00	0.00	0.00	0.00	0.00
ACCU. DEP.	0.00	0.02	0.03	0.04	0.04	0.05
NET Block	0.06	0.04	0.03	0.02	0.02	0.01

TOOLS & PLANT

Financial Year	2015-2016	2016-2017	2017-2018	2018-2019	2019-2020	2020-2021
Original Cost Of Assets	0.00	0.00	0.00	0.00	0.00	0.00
Asset Code	0.00	0.00	0.00	0.00	0.00	0.00
ACCU. DEP.	0.00	0.74	1.38	-238.09	-309.63	-246.84

Financial Year	2015-2016	2016-2017	2017-2018	2018-2019	2019-2020	2020-2021
NET Block	5.52	4.78	4.14	243.61	315.15	252.36

FURNITURE-OFFICE

Financial Year	2015-2016	2016-2017	2017-2018	2018-2019	2019-2020	2020-2021
Original Cost Of Assets	0.00	0.00	0.00	0.00	0.00	0.00
Asset Code	0.00	0.00	0.00	0.00	0.00	0.00
ACCU. DEP.	0.00	0.93	1.70	-79.57	-105.19	-85.22
NET Block	5.16	4.23	3.46	84.74	110.35	90.38

VEHICLES

Financial Year	2015-2016	2016-2017	2017-2018	2018-2019	2019-2020	2020-2021
Original Cost Of Assets	0.00	0.00	0.00	0.00	0.00	0.00
Asset Code	0.00	0.00	0.00	0.00	0.00	0.00
ACCU. DEP.	0.00	0.00	0.00	0.00	0.00	0.00
NET Block	0.00	0.00	0.00	0.00	0.00	0.00

CARS/JEEPS

Financial Year	2015-2016	2016-2017	2017-2018	2018-2019	2019-2020	2020-2021
Original Cost Of Assets	0.00	0.00	0.00	0.00	0.00	0.00
Asset Code	0.00	0.00	0.00	0.00	0.00	0.00
ACCU. DEP.	0.00	0.00	0.00	0.00	0.00	0.00
NET Block	0.00	0.00	0.00	0.00	0.00	0.00

ELECT INSTALLATION

Financial Year	2015-2016	2016-2017	2017-2018	2018-2019	2019-2020	2020-2021
Original Cost Of Assets	0.00	0.00	0.00	0.00	0.00	0.00
Asset Code	0.00	0.00	0.00	0.00	0.00	0.00
ACCU. DEP.	0.00	4.45	8.28	-74.51	-102.74	-84.00
NET Block	31.99	27.54	23.71	106.50	134.73	115.99

OFFICE EQPT

Financial Year	2015-2016	2016-2017	2017-2018	2018-2019	2019-2020	2020-2021
Original Cost Of Assets	0.00	0.00	0.00	0.00	0.00	0.00
Asset Code	0.00	0.00	0.00	0.00	0.00	0.00
ACCU. DEP.	0.00	0.24	0.44	0.61	0.77	0.90

Financial Year	2015-2016	2016-2017	2017-2018	2018-2019	2019-2020	2020-2021
NET Block	1.70	1.46	1.26	1.09	0.93	0.80

ATM FURNITURE

Financial Year	2015-2016	2016-2017	2017-2018	2018-2019	2019-2020	2020-2021
Original Cost Of Assets	0.00	0.00	0.00	0.00	0.00	0.00
Asset Code	0.00	0.00	0.00	0.00	0.00	0.00
ACCU. DEP.	0.00	0.00	0.00	0.00	0.00	0.00
NET Block	0.00	0.00	0.00	0.00	0.00	0.00

X-RAY

Financial Year	2015-2016	2016-2017	2017-2018	2018-2019	2019-2020	2020-2021
Original Cost Of Assets	0.00	0.00	0.00	0.00	0.00	0.00
Asset Code	0.00	0.00	0.00	0.00	0.00	0.00
ACCU. DEP.	0.00	0.00	0.00	0.00	0.00	0.00
NET Block	0.00	0.00	0.00	0.00	0.00	0.00

CFT & FIRE FIGHTING EQPT.

Financial Year	2015-2016	2016-2017	2017-2018	2018-2019	2019-2020	2020-2021
Original Cost Of Assets	0.00	0.00	0.00	0.00	0.00	0.00
Asset Code	0.00	0.00	0.00	0.00	0.00	0.00
ACCU. DEP.	0.00	0.00	0.00	0.00	0.00	0.00
NET Block	0.00	0.00	0.00	0.00	0.00	0.00

Other 1

Financial Year	2015-2016	2016-2017	2017-2018	2018-2019	2019-2020	2020-2021
Original Cost Of Assets	0.00	0.00	0.00	0.00	0.00	0.00
Asset Code	0.00	0.00	0.00	0.00	0.00	0.00
ACCU. DEP.	0.00	0.00	0.00	0.00	0.00	0.00
NET Block	0.00	0.00	0.00	0.00	0.00	0.00

Other 2

Financial Year	2015-2016	2016-2017	2017-2018	2018-2019	2019-2020	2020-2021
Original Cost Of Assets	0.00	0.00	0.00	0.00	0.00	0.00
Asset Code	0.00	0.00	0.00	0.00	0.00	0.00
ACCU. DEP.	0.00	0.00	0.00	0.00	0.00	0.00
NET Block	0.00	0.00	0.00	0.00	0.00	0.00

-45-

Financial Year	2015-2016	2016-2017	2017-2018	2018-2019	2019-2020	2020-2021
NET Block	0.00	0.00	0.00	0.00	0.00	0.00

Other 3

Financial Year	2015-2016	2016-2017	2017-2018	2018-2019	2019-2020	2020-2021
Original Cost Of Assets	0.00	0.00	0.00	0.00	0.00	0.00
Asset Code	0.00	0.00	0.00	0.00	0.00	0.00
ACCU. DEP.	0.00	0.00	0.00	0.00	0.00	0.00
NET Block	0.00	0.00	0.00	0.00	0.00	0.00

Other 4

Financial Year	2015-2016	2016-2017	2017-2018	2018-2019	2019-2020	2020-2021
Original Cost Of Assets	0.00	0.00	0.00	0.00	0.00	0.00
Asset Code	0.00	0.00	0.00	0.00	0.00	0.00
ACCU. DEP.	0.00	0.00	0.00	0.00	0.00	0.00
NET Block	0.00	0.00	0.00	0.00	0.00	0.00

Other 5

Financial Year	2015-2016	2016-2017	2017-2018	2018-2019	2019-2020	2020-2021
Original Cost Of Assets	0.00	0.00	0.00	0.00	0.00	0.00
Asset Code	0.00	0.00	0.00	0.00	0.00	0.00
ACCU. DEP.	0.00	0.00	0.00	0.00	0.00	0.00
NET Block	0.00	0.00	0.00	0.00	0.00	0.00
Total Accu. Dep.	0.00	25.50	49.08	-812.09	-1134.76	-983.18
Total Net Block	614.64	589.14	565.56	1426.74	1749.40	1597.83
Total Assets	1597.83					
Total Asset Costs	1597.83					

Form F8(a) : Format for providing asset-wise information of stakeholder contributions
Grant
Asset A

Financial Year	2016-2017	2017-2018	2018-2019	2019-2020	2020-2021
Extent Of User Contribution Approved For The Project	0.00				
Year Of Approval	0.00				
Tenure For User Contribution On Collection	0.00				
Actual Accumulated Collection Till Beginning Of Previous Year	0.00				
Accumulated Collection Estimated Till Beginning Of First Tariff Year	0.00				
Total Collection Proposed For The Year	0.00	0.00	0.00	0.00	0.00

Asset B

Financial Year	2016-2017	2017-2018	2018-2019	2019-2020	2020-2021
Extent Of User Contribution Approved For The Project	0.00				
Year Of Approval	0.00				
Tenure For User Contribution On Collection	0.00				
Actual Accumulated Collection Till Beginning Of Previous Year	0.00				
Accumulated Collection Estimated Till Beginning Of First Tariff Year	0.00				
Total Collection Proposed For The Year	0.00	0.00	0.00	0.00	0.00

Other 1

Financial Year	2016-2017	2017-2018	2018-2019	2019-2020	2020-2021
Extent Of User Contribution Approved For The Project					
Year Of Approval					
Tenure For User Contribution On Collection					
Actual Accumulated Collection Till Beginning Of Previous Year					
Accumulated Collection Estimated Till Beginning Of First Tariff Year					
Total Collection Proposed For The Year					

Financial Year	2016-2017	2017-2018	2018-2019	2019-2020	2020-2021
Extent Of User Contribution Approved For The Project	0.00				
Year Of Approval	0.00				
Tenure For User Contribution On Collection	0.00				
Actual Accumulated Collection Till Beginning Of Previous Year	0.00				
Accumulated Collection Estimated Till Beginning Of First Tariff Year	0.00				
Total Collection Proposed For The Year	0.00	0.00	0.00	0.00	0.00

Other 2

Financial Year	2016-2017	2017-2018	2018-2019	2019-2020	2020-2021
Extent Of User Contribution Approved For The Project	0.00				
Year Of Approval	0.00				
Tenure For User Contribution On Collection	0.00				
Actual Accumulated Collection Till Beginning Of Previous Year	0.00				
Accumulated Collection Estimated Till Beginning Of First Tariff Year	0.00				
Total Collection Proposed For The Year	0.00	0.00	0.00	0.00	0.00

Other 3

Financial Year	2016-2017	2017-2018	2018-2019	2019-2020	2020-2021
Extent Of User Contribution Approved For The Project	0.00				
Year Of Approval	0.00				
Tenure For User Contribution	0.00				

151

On Collection				
Actual Accumulated Collection Till Beginning Of Previous Year	0.00			
Accumulated Collection Estimated Till Beginning Of First Tariff Year	0.00			
Total Collection Proposed For The Year	0.00	0.00	0.00	0.00

Other 4

Financial Year	2016-2017	2017-2018	2018-2019	2019-2020	2020-2021
Extent Of User Contribution Approved For The Project	0.00				
Year Of Approval	0.00				
Tenure For User Contribution On Collection	0.00				
Actual Accumulated Collection Till Beginning Of Previous Year	0.00				
Accumulated Collection Estimated Till Beginning Of First Tariff Year	0.00				
Total Collection Proposed For The Year	0.00	0.00	0.00	0.00	0.00

Other 5

Financial Year	2016-2017	2017-2018	2018-2019	2019-2020	2020-2021
Extent Of User Contribution Approved For The Project	0.00				
Year Of Approval	0.00				
Tenure For User Contribution On Collection	0.00				
Actual Accumulated Collection Till Beginning Of Previous Year	0.00				
Accumulated Collection	0.00				

- 67 -

Estimated Till Beginning Of First Tariff Year					
Total Collection Proposed For The Year	0.00	0.00	0.00	0.00	0.00

Development Fee

Asset C

Financial Year	2016-2017	2017-2018	2018-2019	2019-2020	2020-2021
Extent Of User Contribution Approved For The Project	0.00				
Year Of Approval	0.00				
Tenure For User Contribution On Collection	0.00				
Actual Accumulated Collection Till Beginning Of Previous Year	0.00				
Accumulated Collection Estimated Till Beginning Of First Tariff Year	0.00				
Total Collection Proposed For The Year	0.00	0.00	0.00	0.00	0.00

Other 6

Financial Year	2016-2017	2017-2018	2018-2019	2019-2020	2020-2021
Extent Of User Contribution Approved For The Project	0.00				
Year Of Approval	0.00				
Tenure For User Contribution On Collection	0.00				
Actual Accumulated Collection Till Beginning Of Previous Year	0.00				
Accumulated Collection Estimated Till Beginning Of First Tariff Year	0.00				
Total Collection Proposed For	0.00	0.00	0.00	0.00	0.00

-50-

The Year				
Other 7				
Financial Year	2016-2017	2017-2018	2018-2019	2019-2020
Extent Of User Contribution Approved For The Project	0.00			2020-2021
Year Of Approval	0.00			
Tenure For User Contribution On Collection	0.00			
Actual Accumulated Collection Till Beginning Of Previous Year	0.00			
Accumulated Collection Estimated Till Beginning Of First Tariff Year	0.00			
Total Collection Proposed For The Year	0.00	0.00	0.00	0.00
Other 8				
Financial Year	2016-2017	2017-2018	2018-2019	2019-2020
Extent Of User Contribution Approved For The Project	0.00			2020-2021
Year Of Approval	0.00			
Tenure For User Contribution On Collection	0.00			
Actual Accumulated Collection Till Beginning Of Previous Year	0.00			
Accumulated Collection Estimated Till Beginning Of First Tariff Year	0.00			
Total Collection Proposed For The Year	0.00	0.00	0.00	0.00

The Year				
Other 9				
Financial Year	2016-2017	2017-2018	2018-2019	2019-2020
Extent Of User Contribution Approved For The Project	0.00			2020-2021
Year Of Approval	0.00			
Tenure For User Contribution On Collection	0.00			
Actual Accumulated Collection Till Beginning Of Previous Year	0.00			
Accumulated Collection Estimated Till Beginning Of First Tariff Year	0.00			
Total Collection Proposed For The Year	0.00	0.00	0.00	0.00
Financial Year	2016-2017	2017-2018	2018-2019	2019-2020
Extent Of User Contribution Approved For The Project	0.00			2020-2021

Year Of Approval	0.00				
Tenure For User Contribution On Collection	0.00				
Actual Accumulated Collection Till Beginning Of Previous Year	0.00				
Accumulated Collection Estimated Till Beginning Of First Tariff Year	0.00				
Total Collection Proposed For The Year	0.00	0.00	0.00	0.00	0.00

Other 10

Financial Year	2016-2017	2017-2018	2018-2019	2019-2020	2020-2021
Extent Of User Contribution Approved For The Project	0.00				
Year Of Approval	0.00				
Tenure For User Contribution On Collection	0.00				
Actual Accumulated Collection Till Beginning Of Previous Year	0.00				
Accumulated Collection Estimated Till Beginning Of First Tariff Year	0.00				
Total Collection Proposed For The Year	0.00	0.00	0.00	0.00	0.00

-52-

Form F8(b) : Format for providing proposed exclusions from Regulatory Asset Base (RAB)

Asset Name	Asset A	Asset B	NA	NA	NA	NA	NA	NA
Book Value	0.00	0.00	0.00	0.00	0.00	0.00	0.00	0.00
Accumulated Depreciation	0.00	0.00	0.00	0.00	0.00	0.00	0.00	0.00
Justification For Exclusion	NA	NA	NA	NA	NA	NA	NA	NA
Any Land Associated With Asset	NA	NA	NA	NA	NA	NA	NA	NA
Details Of Land	NA	NA	NA	NA	NA	NA	NA	NA

- 53 -

Form F9: Formats for Forecast and Actual Roll-forward Regulatory Asset Base (RAB)
Opening Regulatory Asset Base (RAB)

Financial Year	2016-2017	2017-2018	2018-2019	2019-2020	2020-2021
Land	190.00	190.00	190.00	190.00	190.00
Runways Taxiway	0.00	0.00	0.00	0.00	0.00
Apron	0.00	0.00	0.00	0.00	0.00
Roads/Bridges	0.00	0.00	0.00	0.00	0.00
Terminal Building	0.00	0.00	0.00	0.00	0.00
Temporary Building	0.00	0.00	0.00	0.00	0.00
Residential Building	0.00	0.00	0.00	0.00	0.00
Terminal Building Wall	0.00	0.00	0.00	0.00	0.00
Operational Building Wall	0.00	0.00	0.00	0.00	0.00
Residential Building Wall	0.00	0.00	0.00	0.00	0.00
Other Buildings	379.89	360.90	342.86	300.72	998.18
Computers	0.32	0.19	0.11	0.06	0.03
Software	0.00	0.00	0.00	0.00	0.00
Machinery	0.06	0.04	0.03	0.02	0.01
Tools And Plant	5.52	4.77	4.14	243.60	315.14
Furniture Office	5.16	4.23	3.46	84.73	110.34
Vehicle	0.00	0.00	0.00	0.00	0.00
Cars Jeeps	0.00	0.00	0.00	0.00	0.00
Elect Installation	31.99	27.54	23.71	106.50	134.73
Office Equipment	1.70	1.46	1.26	1.08	0.93
ATM Furniture	0.00	0.00	0.00	0.00	0.00
Xray	0.00	0.00	0.00	0.00	0.00
CFT & Fire Fighting Equipment	0.00	0.00	0.00	0.00	0.00
Other 1	0.00	0.00	0.00	0.00	0.00
Other 2	0.00	0.00	0.00	0.00	0.00
Other 3	0.00	0.00	0.00	0.00	0.00
Other 4	0.00	0.00	0.00	0.00	0.00
Other 5	0.00	0.00	0.00	0.00	0.00
Total Opening Rab	614.64	589.13	565.57	1426.71	1749.36

54

Additions - WIP Capitalisation

Financial Year	2016-2017	2017-2018	2018-2019	2019-2020	2020-2021
Land	0.00	0.00	0.00	0.00	0.00
Runways Taxiway	0.00	0.00	0.00	0.00	0.00
Apron	0.00	0.00	0.00	0.00	0.00
Roads/Bridges	0.00	0.00	0.00	0.00	0.00
Terminal Building	0.00	0.00	0.00	0.00	0.00
Temporary Building	0.00	0.00	0.00	0.00	0.00
Residential Building	0.00	0.00	0.00	0.00	0.00
Terminal Building Wall	0.00	0.00	0.00	0.00	0.00
Operational Building Wall	0.00	0.00	0.00	0.00	0.00
Residential Building Wall	0.00	0.00	0.00	0.00	0.00
Other Buildings	0.00	0.00	500.00	250.00	0.00
Computers	0.00	0.00	0.00	0.00	0.00
Software	0.00	0.00	0.00	0.00	0.00
Machinery	0.00	0.00	0.00	0.00	0.00
Tools And Plant	0.00	0.00	300.00	150.00	0.00
Furniture Office	0.00	0.00	100.00	50.00	0.00
Vehicle	0.00	0.00	0.00	0.00	0.00
Cars Jeeps	0.00	0.00	0.00	0.00	0.00
Elect Installation	0.00	0.00	100.00	50.00	0.00
Office Equipment	0.00	0.00	0.00	0.00	0.00
ATM Furniture	0.00	0.00	0.00	0.00	0.00
Xray	0.00	0.00	0.00	0.00	0.00
CFT & Fire Fighting Equipment	0.00	0.00	0.00	0.00	0.00
Other 1	0.00	0.00	0.00	0.00	0.00
Other 2	0.00	0.00	0.00	0.00	0.00
Other 3	0.00	0.00	0.00	0.00	0.00
Other 4	0.00	0.00	0.00	0.00	0.00
Other 5	0.00	0.00	0.00	0.00	0.00
Total WIP Capitalisation	0.00	0.00	1000.00	500.00	0.00
Disposals /Transfers					

15 crore

Financial Year	2016-2017	2017-2018	2018-2019	2019-2020	2020-2021
Land	0.00	0.00	0.00	0.00	0.00
Runways Taxiway	0.00	0.00	0.00	0.00	0.00
Apron	0.00	0.00	0.00	0.00	0.00
Roads/Bridges	0.00	0.00	0.00	0.00	0.00
Terminal Building	0.00	0.00	0.00	0.00	0.00
Temporary Building	0.00	0.00	0.00	0.00	0.00
Residential Building	0.00	0.00	0.00	0.00	0.00
Terminal Building Wall	0.00	0.00	0.00	0.00	0.00
Operational Building Wall	0.00	0.00	0.00	0.00	0.00
Residential Building Wall	0.00	0.00	0.00	0.00	0.00
Other Buildings	0.00	0.00	0.00	0.00	0.00
Computers	0.00	0.00	0.00	0.00	0.00
Software	0.00	0.00	0.00	0.00	0.00
Machinery	0.00	0.00	0.00	0.00	0.00
Tools And Plant	0.00	0.00	0.00	0.00	0.00
Furniture Office	0.00	0.00	0.00	0.00	0.00
Vehicle	0.00	0.00	0.00	0.00	0.00
Cars Jeeps	0.00	0.00	0.00	0.00	0.00
Elect Installation	0.00	0.00	0.00	0.00	0.00
Office Equipment	0.00	0.00	0.00	0.00	0.00
ATM Furniture	0.00	0.00	0.00	0.00	0.00
Xray	0.00	0.00	0.00	0.00	0.00
CFT & Fire Fighting Equipment	0.00	0.00	0.00	0.00	0.00
Other 1	0.00	0.00	0.00	0.00	0.00
Other 2	0.00	0.00	0.00	0.00	0.00
Other 3	0.00	0.00	0.00	0.00	0.00
Other 4	0.00	0.00	0.00	0.00	0.00
Other 5	0.00	0.00	0.00	0.00	0.00
Total Disposals	0.00	0.00	0.00	0.00	0.00
Depreciation Charge					
Financial Year	2016-2017	2017-2018	2018-2019	2019-2020	2020-2021
Land	0.00	0.00	0.00	0.00	0.00

55

Financial Year	2016-2017	2017-2018	2018-2019	2019-2020	2020-2021
Runways Taxiway	0.00	0.00	0.00	0.00	0.00
Apron	0.00	0.00	0.00	0.00	0.00
Roads/Bridges	0.00	0.00	0.00	0.00	0.00
Terminal Building	0.00	0.00	0.00	0.00	0.00
Temporary Building	0.00	0.00	0.00	0.00	0.00
Residential Building	0.00	0.00	0.00	0.00	0.00
Terminal Building Wall	0.00	0.00	0.00	0.00	0.00
Operational Building Wall	0.00	0.00	0.00	0.00	0.00
Residential Building Wall	0.00	0.00	0.00	0.00	0.00
Other Buildings	18.99	18.04	17.14	40.04	49.91
Computers	0.13	0.08	0.05	0.03	0.02
Software	0.00	0.00	0.00	0.00	0.00
Machinery	0.02	0.01	0.01	0.01	0.01
Tools And Plant	0.75	0.63	0.54	48.46	62.79
Furniture Office	0.93	0.77	0.63	15.34	19.97
Vehicle	0.00	0.00	0.00	0.00	0.00
Cars Jeeps	0.00	0.00	0.00	0.00	0.00
Elect Installation	4.45	3.83	3.30	14.81	18.74
Office Equipment	0.24	0.20	0.18	0.15	0.13
ATM Furniture	0.00	0.00	0.00	0.00	0.00
Xray	0.00	0.00	0.00	0.00	0.00
CFT & Fire Fighting Equipment	0.00	0.00	0.00	0.00	0.00
Other 1	0.00	0.00	0.00	0.00	0.00
Other 2	0.00	0.00	0.00	0.00	0.00
Other 3	0.00	0.00	0.00	0.00	0.00
Other 4	0.00	0.00	0.00	0.00	0.00
Other 5	0.00	0.00	0.00	0.00	0.00
Total Depreciation Charges	25.51	23.56	21.85	118.84	151.57

Depreciation on Additions during the Year

Financial Year	2016-2017	2017-2018	2018-2019	2019-2020	2020-2021
Land	0.00	0.00	0.00	0.00	0.00
Runways Taxiway	0.00	0.00	0.00	0.00	0.00

Financial Year	2016-2017	2017-2018	2018-2019	2019-2020	2020-2021
Apron	0.00	0.00	0.00	0.00	0.00
Roads/Bridges	0.00	0.00	0.00	0.00	0.00
Terminal Building	0.00	0.00	0.00	0.00	0.00
Temporary Building	0.00	0.00	0.00	0.00	0.00
Residential Building	0.00	0.00	0.00	0.00	0.00
Terminal Building Wall	0.00	0.00	0.00	0.00	0.00
Operational Building Wall	0.00	0.00	0.00	0.00	0.00
Residential Building Wall	0.00	0.00	0.00	0.00	0.00
Other Buildings	0.00	0.00	25.00	12.50	0.00
Computers	0.00	0.00	0.00	0.00	0.00
Software	0.00	0.00	0.00	0.00	0.00
Machinery	0.00	0.00	0.00	0.00	0.00
Tools And Plant	0.00	0.00	60.00	30.00	0.00
Furniture Office	0.00	0.00	18.10	9.05	0.00
Vehicle	0.00	0.00	0.00	0.00	0.00
Cars Jeeps	0.00	0.00	0.00	0.00	0.00
Elect Installation	0.00	0.00	13.91	6.96	0.00
Office Equipment	0.00	0.00	0.00	0.00	0.00
ATM Furniture	0.00	0.00	0.00	0.00	0.00
Xray	0.00	0.00	0.00	0.00	0.00
CFT & Fire Fighting Equipment	0.00	0.00	0.00	0.00	0.00
Other 1	0.00	0.00	0.00	0.00	0.00
Other 2	0.00	0.00	0.00	0.00	0.00
Other 3	0.00	0.00	0.00	0.00	0.00
Other 4	0.00	0.00	0.00	0.00	0.00
Other 5	0.00	0.00	0.00	0.00	0.00
Total Depreciation Additions	0.00	0.00	117.01	58.51	0.00
Total Depreciation	25.51	23.56	138.86	177.35	151.57

Closing Regulatory Asset Base (RAB)

Financial Year	2016-2017	2017-2018	2018-2019	2019-2020	2020-2021
Land	190.00	190.00	190.00	190.00	190.00
Runways Taxiway	0.00	0.00	0.00	0.00	0.00

Financial Year	2016-2017	2017-2018	2018-2019	2019-2020	2020-2021
Apron	0.00	0.00	0.00	0.00	0.00
Roads/Bridges	0.00	0.00	0.00	0.00	0.00
Terminal Building	0.00	0.00	0.00	0.00	0.00
Temporary Building	0.00	0.00	0.00	0.00	0.00
Residential Building	0.00	0.00	0.00	0.00	0.00
Terminal Building Wall	0.00	0.00	0.00	0.00	0.00
Operational Building Wall	0.00	0.00	0.00	0.00	0.00
Residential Building Wall	0.00	0.00	0.00	0.00	0.00
Other Buildings	360.90	342.86	800.72	998.18	948.27
Computers	0.19	0.11	0.06	0.03	0.01
Software	0.00	0.00	0.00	0.00	0.00
Machinery	0.04	0.03	0.02	0.01	0.00
Tools And Plant	4.77	4.14	243.60	315.14	252.35
Furniture Office	4.23	3.46	84.73	110.34	90.37
Vehicle	0.00	0.00	0.00	0.00	0.00
Cars Jeeps	0.00	0.00	0.00	0.00	0.00
Elect Installation	27.54	23.71	106.50	134.73	115.99
Office Equipment	1.46	1.26	1.08	0.93	0.80
ATM Furniture	0.00	0.00	0.00	0.00	0.00
Xray	0.00	0.00	0.00	0.00	0.00
CFT & Fire Fighting Equipment	0.00	0.00	0.00	0.00	0.00
Other 1	0.00	0.00	0.00	0.00	0.00
Other 2	0.00	0.00	0.00	0.00	0.00
Other 3	0.00	0.00	0.00	0.00	0.00
Other 4	0.00	0.00	0.00	0.00	0.00
Other 5	0.00	0.00	0.00	0.00	0.00
Total Closing Rab	589.13	565.57	1426.71	1749.36	1597.79
Average Rab	601.89	577.35	996.14	1588.04	1673.58

Form F10(a): Capital Project completed before review of ROLL-Forward of Regulatory Asset Base

COLD STORAGE

WIP OB	0.00	EQUIPMENT HANDLING				
Project Type	2016-2017	2017-2018	2018-2019	2019-2020	2020-2021	
Financial Year	0.00	0.00	1000.00	500.00	0.00	
Capex	0.00	0.00	1000.00	500.00	0.00	
Completion Cost	2016-03-24	2016-03-24	2019-03-31	2031-03-20	2016-03-24	
Cdate	0.00	0.00	0.00	0.00	0.00	
Wip	0.00	0.00	0.00	0.00	0.00	

Project 2

WIP OB	0.00					
Project Type	NA					
Financial Year	2016-2017	2017-2018	2018-2019	2019-2020	2020-2021	
Capex	0.00	0.00	0.00	0.00	0.00	
Completion Cost	0.00	0.00	0.00	0.00	0.00	
Cdate	2016-03-24	2016-03-24	2016-03-24	2016-03-24	2016-03-24	
Wip	0.00	0.00	0.00	0.00	0.00	

Project 3

WIP OB	0.00					
Project Type	NA					
Financial Year	2016-2017	2017-2018	2018-2019	2019-2020	2020-2021	
Capex	0.00	0.00	0.00	0.00	0.00	
Completion Cost	0.00	0.00	0.00	0.00	0.00	
Cdate	2016-03-24	2016-03-24	2016-03-24	2016-03-24	2016-03-24	
Wip	0.00	0.00	0.00	0.00	0.00	

Project 4

WIP OB	0.00					
Project Type	NA					
Financial Year	2016-2017	2017-2018	2018-2019	2019-2020	2020-2021	
Capex	0.00	0.00	0.00	0.00	0.00	
Completion Cost	0.00	0.00	0.00	0.00	0.00	

Financial Year	2016-2017	2017-2018	2018-2019	2019-2020	2020-2021
Cdate	2016-03-24	2016-03-24	2016-03-24	2016-03-24	2016-03-24
Wip	0.00	0.00	0.00	0.00	0.00

Project 5

WIP OB	0.00				
Project Type	NA				
Financial Year	2016-2017	2017-2018	2018-2019	2019-2020	2020-2021
Capex	0.00	0.00	0.00	0.00	0.00
Completion Cost	0.00	0.00	0.00	0.00	0.00
Cdate	2016-03-24	2016-03-24	2016-03-24	2016-03-24	2016-03-24
Wip	0.00	0.00	0.00	0.00	0.00

Project 6

WIP OB	0.00				
Project Type	NA				
Financial Year	2016-2017	2017-2018	2018-2019	2019-2020	2020-2021
Capex	0.00	0.00	0.00	0.00	0.00
Completion Cost	0.00	0.00	0.00	0.00	0.00
Cdate	2016-03-24	2016-03-24	2016-03-24	2016-03-24	2016-03-24
Wip	0.00	0.00	0.00	0.00	0.00

Other 1

WIP OB	0.00				
Project Type	NA				
Financial Year	2016-2017	2017-2018	2018-2019	2019-2020	2020-2021
Capex	0.00	0.00	0.00	0.00	0.00
Completion Cost	0.00	0.00	0.00	0.00	0.00
Cdate	2016-03-24	2016-03-24	2016-03-24	2016-03-24	2016-03-24
Wip	0.00	0.00	0.00	0.00	0.00

Other 2

WIP OB	0.00				
Project Type	NA				
Financial Year	2016-2017	2017-2018	2018-2019	2019-2020	2020-2021
Capex	0.00	0.00	0.00	0.00	0.00

- 61 -

Financial Year	2016-2017	2017-2018	2018-2019	2019-2020	2020-2021
Completion Cost	0.00	0.00	0.00	0.00	0.00
Cdate	2016-03-24	2016-03-24	2016-03-24	2016-03-24	2016-03-24
Wip	0.00	0.00	0.00	0.00	0.00

Other 3

WIP OB	0.00				
Project Type	NA				
Financial Year	2016-2017	2017-2018	2018-2019	2019-2020	2020-2021
Capex	0.00	0.00	0.00	0.00	0.00
Completion Cost	0.00	0.00	0.00	0.00	0.00
Cdate	2016-03-24	2016-03-24	2016-03-24	2016-03-24	2016-03-24
Wip	0.00	0.00	0.00	0.00	0.00

Other 4

WIP OB	0.00				
Project Type	NA				
Financial Year	2016-2017	2017-2018	2018-2019	2019-2020	2020-2021
Capex	0.00	0.00	0.00	0.00	0.00
Completion Cost	0.00	0.00	0.00	0.00	0.00
Cdate	2016-03-24	2016-03-24	2016-03-24	2016-03-24	2016-03-24
Wip	0.00	0.00	0.00	0.00	0.00

Other 5

WIP OB	0.00				
Project Type	NA				
Financial Year	2016-2017	2017-2018	2018-2019	2019-2020	2020-2021
Capex	0.00	0.00	0.00	0.00	0.00
Completion Cost	0.00	0.00	0.00	0.00	0.00
Cdate	2016-03-24	2016-03-24	2016-03-24	2016-03-24	2016-03-24
Wip	0.00	0.00	0.00	0.00	0.00
Total Wip Ob Projectwise	0.00	0.00	0.00	0.00	0.00
Total Capex Projectwise	0.00	0.00	1000.00	500.00	0.00
Total Completion Cost Projectwise	0.00	0.00	1000.00	500.00	0.00
Total Wip Projectwise	0.00	0.00	0.00	0.00	0.00

Financial Year	2016-2017	2017-2018	2018-2019	2019-2020	2020-2021
Total Capex	1500.00				
Total Capitalisation	1500.00				

1531

Form F10(b): Capital Expenditure Projected Plan - 10 year Master

Financial Year	2016-2017	2017-2018	2018-2019	2019-2020	2020-2021	2021-2022	2022-2023	2023-2024	2024-2025	2025-2026
Project Name	NA	NA	COLD STORAGE	EQUIPMENT HANDLING	NA	NA	NA	NA	NA	NA
Project Type	NA	NA	NA	NA	NA	NA	NA	NA	NA	NA
Comm Date	0000-00-00	0000-00-00	2018-01-04	2019-04-01	0000-00-00	0000-00-00	0000-00-00	0000-00-00	0000-00-00	0000-00-00
Capex	0.00	0.00	1000.00	500.00	0.00	0.00	0.00	0.00	0.00	0.00
Com	0.00	0.00	0.00	0.00	0.00	0.00	0.00	0.00	0.00	0.00
Cdate	0000-00-00	0000-00-00	2019-03-31	2020-03-31	0000-00-00	0000-00-00	0000-00-00	0000-00-00	0000-00-00	0000-00-00
Wip	0.00	0.00	0.00	0.00	0.00	0.00	0.00	0.00	0.00	0.00

-64-

Form F10(c): Year-wise Capital Expenditure Financing Plans for next 10 years

Financial Year	2016-2017	2017-2018	2018-2019	2019-2020	2020-2021
Internal Accrual	0.00	0.00	0.00	0.00	0.00
Total Capex Planned	0.00	0.00	0.00	0.00	0.00
Equity Infused	0.00	0.00	1000.00	500.00	0.00
User Contributions	0.00	0.00	0.00	0.00	0.00
Total Debt	0.00	0.00	0.00	0.00	0.00

Form F10(d): Summary Statement of Expenses Capitalised

Financial Year	2014-2015	2015-2016	2016-2017	2017-2018	2018-2019	2019-2020	2020-2021
Interest And Finance Charges Capitalised	0.00	0.00	0.00	0.00	0.00	0.00	0.00
Cost Of Raising Finance And Bank Charge	0.00	0.00	0.00	0.00	0.00	0.00	0.00
Employee Expenses	0.00	0.00	0.00	0.00	0.00	0.00	0.00
Administrative And General Expenses	0.00	0.00	0.00	0.00	0.00	0.00	0.00
Utilities And Outsourcing Expenses	0.00	0.00	0.00	0.00	0.00	0.00	0.00
Any Other Expenses Being Capitalised	0.00	0.00	0.00	0.00	0.00	0.00	0.00
Other 1	0.00	0.00	0.00	0.00	0.00	0.00	0.00
Other 2	0.00	0.00	0.00	0.00	0.00	0.00	0.00
Total Expenses Being Capitalised	0.00	0.00	0.00	0.00	0.00	0.00	0.00



Form F10(e): Additional Capital Projects Summary
Opening WIP Assets

Financial Year	2014-2015	2015-2016	2016-2017	2017-2018	2018-2019	2019-2020	2020-2021
Building	0.00	0.00	0.00	0.00	0.00	0.00	0.00
Plant And Machinery	0.00	0.00	0.00	0.00	0.00	0.00	0.00
Electrical Installation	0.00	0.00	0.00	0.00	0.00	0.00	0.00
Furniture And Fittings	0.00	0.00	0.00	0.00	0.00	0.00	0.00
Other 1	0.00	0.00	0.00	0.00	0.00	0.00	0.00
Other 2	0.00	0.00	0.00	0.00	0.00	0.00	0.00
Other 3	0.00	0.00	0.00	0.00	0.00	0.00	0.00
Other 4	0.00	0.00	0.00	0.00	0.00	0.00	0.00
Other 5	0.00	0.00	0.00	0.00	0.00	0.00	0.00

Additions New WIP

Financial Year	2014-2015	2015-2016	2016-2017	2017-2018	2018-2019	2019-2020	2020-2021
Building	0.00	0.00	0.00	0.00	0.00	0.00	0.00
Plant And Machinery	0.00	0.00	0.00	0.00	0.00	0.00	0.00
Electrical Installation	0.00	0.00	0.00	0.00	0.00	0.00	0.00
Furniture And Fittings	0.00	0.00	0.00	0.00	0.00	0.00	0.00
Other 1	0.00	0.00	0.00	0.00	0.00	0.00	0.00
Other 2	0.00	0.00	0.00	0.00	0.00	0.00	0.00
Other 3	0.00	0.00	0.00	0.00	0.00	0.00	0.00
Other 4	0.00	0.00	0.00	0.00	0.00	0.00	0.00
Other 5	0.00	0.00	0.00	0.00	0.00	0.00	0.00

WIP Capitalization

Financial Year	2014-2015	2015-2016	2016-2017	2017-2018	2018-2019	2019-2020	2020-2021
Building	0.00	0.00	0.00	0.00	500.00	250.00	0.00
Plant And Machinery	0.00	0.00	0.00	0.00	300.00	150.00	0.00
Electrical Installation	0.00	0.00	0.00	0.00	100.00	50.00	0.00
Furniture And Fittings	0.00	0.00	0.00	0.00	100.00	50.00	0.00
Other 1	0.00	0.00	0.00	0.00	0.00	0.00	0.00
Other 2	0.00	0.00	0.00	0.00	0.00	0.00	0.00
Other 3	0.00	0.00	0.00	0.00	0.00	0.00	0.00

Financial Year	2014-2015	2015-2016	2016-2017	2017-2018	2018-2019	2019-2020	2020-2021
Other 4	0.00	0.00	0.00	0.00	0.00	0.00	0.00
Other 5	0.00	0.00	0.00	0.00	0.00	0.00	0.00

Closing WIP Assets

Financial Year	2014-2015	2015-2016	2016-2017	2017-2018	2018-2019	2019-2020	2020-2021
Building	0.00	0.00	0.00	0.00	0.00	0.00	0.00
Plant And Machinery	0.00	0.00	0.00	0.00	0.00	0.00	0.00
Electrical Installation	0.00	0.00	0.00	0.00	0.00	0.00	0.00
Furniture And Fittings	0.00	0.00	0.00	0.00	0.00	0.00	0.00
Other 1	0.00	0.00	0.00	0.00	0.00	0.00	0.00
Other 2	0.00	0.00	0.00	0.00	0.00	0.00	0.00
Other 3	0.00	0.00	0.00	0.00	0.00	0.00	0.00
Other 4	0.00	0.00	0.00	0.00	0.00	0.00	0.00
Other 5	0.00	0.00	0.00	0.00	0.00	0.00	0.00

-68-

Form F11(a): Details of Employees Staff Strength

Financial Year	2014-2015	2015-2016	2016-2017	2017-2018	2018-2019	2019-2020	2020-2021
APPD	0.00	0.00	0.00	0.00	0.00	0.00	0.00
ATC/ Operations	0.00	0.00	0.00	0.00	0.00	0.00	0.00
CNS	0.00	0.00	0.00	0.00	0.00	0.00	0.00
Human Resource	2.00	2.00	2.00	2.00	2.00	2.00	2.00
Official Language	0.00	0.00	0.00	0.00	0.00	0.00	0.00
Finance	2.00	2.00	2.00	2.00	2.00	2.00	2.00
Terminal Management	0.00	0.00	0.00	0.00	0.00	0.00	0.00
Housekeeping							
Engineering	3.00	2.00	2.00	2.00	2.00	2.00	2.00
Commercial	0.00	0.00	0.00	0.00	0.00	0.00	0.00
Land Management	0.00	0.00	0.00	0.00	0.00	0.00	0.00
Security	1.00	1.00	1.00	1.00	1.00	1.00	1.00
Mt Workshop	0.00	0.00	0.00	0.00	0.00	0.00	0.00
Fire	0.00	0.00	0.00	0.00	0.00	0.00	0.00
Medical	0.00	0.00	0.00	0.00	0.00	0.00	0.00
Cargo	20.00	19.00	19.00	19.00	19.00	19.00	19.00
Other 1	0.00	0.00	0.00	0.00	0.00	0.00	0.00
Other 2	0.00	0.00	0.00	0.00	0.00	0.00	0.00
Other 3	0.00	0.00	0.00	0.00	0.00	0.00	0.00
Other 4	0.00	0.00	0.00	0.00	0.00	0.00	0.00
Total Full Time Employees	28.00	26.00	26.00	26.00	26.00	26.00	26.00
Other 5	41.00	39.00	39.00	40.00	40.00	40.00	40.00
Other 6	12.00	11.00	12.00	12.00	12.00	12.00	12.00
Department Wise Parttime Contractual Employee	53.00	50.00	51.00	52.00	52.00	52.00	52.00
Total Particulars	81.00	76.00	77.00	78.00	78.00	78.00	78.00

159

F11(b): Payroll Related Expenditure and Provisions (Only for ISP)

Financial Year	2014-2015	2015-2016	2016-2017	2017-2018	2018-2019	2019-2020	2020-2021
Salary And Wages	98.60	83.16	91.47	100.62	110.68	121.75	133.93
Overtime	0.00	0.00	0.00	0.00	0.00	0.00	0.00
Other Staff Benefits	3.72	4.45	5.34	6.41	7.69	9.23	11.07
Medical Expenses	3.60	4.57	5.48	6.57	7.89	9.47	11.36
Provident Fund Expenses	7.25	7.11	8.54	10.24	12.29	14.75	17.70
Other 1	0.00	3.23	3.88	4.65	5.58	6.70	8.04
Other 2	0.00	0.00	0.00	0.00	0.00	0.00	0.00
Other 3	0.00	0.00	0.00	0.00	0.00	0.00	0.00
Grand Total	113.17	102.52	114.71	128.49	144.13	161.90	182.10
Employee Expenses Capitalised	0.00	0.00	0.00	0.00	0.00	0.00	0.00
Total Staff Cost	113.17	102.52	114.71	128.49	144.13	161.90	182.10

17

Form F11(c): Admin & General Expenses

Financial Year	2014-2015	2015-2016	2016-2017	2017-2018	2018-2019	2019-2020	2020-2021
Director Sitting Fees	0.00	0.00	0.00	0.00	0.00	0.00	0.00
Rent Rate Taxes	0.16	0.02	0.03	0.04	0.04	0.05	0.06
Municipal Taxes	0.00	0.00	0.00	0.00	0.00	0.00	0.00
Insurance	0.00	0.00	0.00	0.00	0.00	0.00	0.00
Advq Publicity	0.00	0.00	0.00	0.00	0.00	0.00	0.00
Office Expenses	16.97	1.52	1.83	2.19	2.63	3.16	3.79
Telephone Charges	2.88	1.66	1.99	2.39	2.87	3.44	4.13
Printing And Stationery	0.75	1.03	1.24	1.49	1.79	2.14	2.57
Watch And Ward Expenses	32.88	22.69	27.22	32.67	39.20	47.04	56.45
Travelling Expenses	4.11	2.86	3.43	4.12	4.94	5.93	7.12
Other Administrative Charges 1	0.04	0.00	0.00	0.00	0.00	0.00	0.00
Other Administrative Charges 2	5.21	0.10	0.11	0.14	0.17	0.20	0.24
Legal Expenses	0.00	0.00	0.00	0.00	0.00	0.00	0.00
Audit Fees	0.00	0.00	0.00	0.00	0.00	0.00	0.00
Other Legal Expense 1	0.00	0.00	0.00	0.00	0.00	0.00	0.00
Other Legal Expense 2	0.00	0.00	0.00	0.00	0.00	0.00	0.00
Fees Paid To Outsiders (consultancy / Advisory)	0.00	0.00	0.00	0.00	0.00	0.00	0.00
Conservancy Charges	0.00	0.00	0.00	0.00	0.00	0.00	0.00
Hire Charges Car Jeep	0.00	0.00	0.00	0.00	0.00	0.00	0.00
Other Consultancy Expense	0.22	0.00	0.00	0.00	0.00	0.00	0.00
Other 1	0.00	0.00	0.00	0.00	0.00	0.00	0.00
Other 2	0.00	0.00	0.00	0.00	0.00	0.00	0.00
Grand Total	63.22	29.88	35.85	43.04	51.64	61.96	74.36

Financial Year	2014-2015	2015-2016	2016-2017	2017-2018	2018-2019	2019-2020	2020-2021
Apportionment Of Admn. Expenses (Overhead Expenses Other Than Employees Related)	57.62	73.91	87.32	107.41	132.14	162.49	199.90
Administration And General Expenses Capitalized	0.00	0.00	0.00	0.00	0.00	0.00	0.00
Net Administration & General Expenses	120.84	103.79	123.17	150.45	183.78	224.45	274.26

- 24 -

Form F11(d): Repair & Maintenance Expenditure

Financial Year	2014-2015	2015-2016	2016-2017	2017-2018	2018-2019	2019-2020	2020-2021
Civil	15.67	11.72	14.07	16.88	20.25	24.31	29.17
Electrical	0.00	0.00	0.00	0.00	0.00	0.00	0.00
Vehicles	0.00	0.00	0.00	0.00	0.00	0.00	0.00
Equipment And Furniture	0.00	0.00	0.00	0.00	0.00	0.00	0.00
Electronics	0.00	0.00	0.00	0.00	0.00	0.00	0.00
Other 1	0.00	0.00	0.00	0.00	0.00	0.00	0.00
Other 2	0.00	0.00	0.00	0.00	0.00	0.00	0.00
Other 3	0.00	0.00	0.00	0.00	0.00	0.00	0.00
Other 4	0.00	0.00	0.00	0.00	0.00	0.00	0.00
Total (R & M Exp.)	15.67	11.72	14.07	16.88	20.25	24.31	29.17

Form F11(e): Utilities & Outsourcing Expenses

Financial Year	2014-2015	2015-2016	2016-2017	2017-2018	2018-2019	2019-2020	2020-2021
Electricity Unit Consumed	0.00	0.00	0.00	0.00	0.00	0.00	0.00
Unit Cost	0.00	0.00	0.00	0.00	0.00	0.00	0.00
Power Charges	14.85	12.55	15.06	18.08	21.69	26.03	31.23
Water Charges	0.00	0.00	0.00	0.00	0.00	0.00	0.00
Airfield Service And Facilities	0.00	0.00	0.00	0.00	0.00	0.00	0.00
Terminals	0.00	0.00	0.00	0.00	0.00	0.00	0.00
Maintenance	0.00	0.00	0.00	0.00	0.00	0.00	0.00
Cleaning	0.00	0.00	0.00	0.00	0.00	0.00	0.00
Consumption Of Stores & Spares	0.00	0.00	0.00	0.00	0.00	0.00	0.00
Other 1	0.00	0.00	0.00	0.00	0.00	0.00	0.00
Grand Total (A)	14.85	12.55	15.06	18.08	21.69	26.03	31.23
Utilities And Outsourcing Expenses Capitalised (B)	0.00	0.00	0.00	0.00	0.00	0.00	0.00
Utilities And Outsourcing Expenses (A-B)	14.85	12.55	15.06	18.08	21.69	26.03	31.23

-47-

Form F11(f): Other Outflows

Financial Year	2014-2015	2015-2016	2016-2017	2017-2018	2018-2019	2019-2020	2020-2021
Landing Discount	0.00	0.00	0.00	0.00	0.00	0.00	0.00
Collection Charges On PSF(F)	0.00	0.00	0.00	0.00	0.00	0.00	0.00
Consumption Of Pol	0.00	0.00	0.00	0.00	0.00	0.00	0.00
Consumption Of Other Consumables	0.00	0.00	0.00	0.00	0.00	0.00	0.00
Provision For Taxation	13.15	19.98	1.45	18.92	0.00	9.89	50.46
Licence Fee	0.00	0.00	0.00	0.00	0.00	0.00	0.00
Royalty	103.67	67.75	109.14	134.25	165.15	203.09	249.85
Revenue Share	0.00	0.00	0.00	0.00	0.00	0.00	0.00
Other 1	0.00	0.00	0.00	0.00	0.00	0.00	0.00
Other 2	0.00	0.00	0.00	0.00	0.00	0.00	0.00
Other 3	0.00	0.00	0.00	0.00	0.00	0.00	0.00
Grand Total	103.67	67.75	109.14	134.25	165.15	203.09	249.85

- 5 E -

Form F11(g): Current Assets and liabilities

Financial Year	2014-2015	2015-2016	2016-2017	2017-2018	2018-2019	2019-2020	2020-2021
Sundry Debtors	134.98	246.52	174.64	214.82	264.27	324.98	399.80
Cash And Bank Balances	0.70	3.39	5.00	6.00	8.00	9.00	12.00
Inventories	0.00	0.00	0.00	0.00	0.00	0.00	0.00
Other Current Assets	0.00	0.00	0.00	0.00	0.00	0.00	0.00
Loans And Advances	0.00	0.00	0.00	0.00	0.00	0.00	0.00
Other 1	0.00	0.00	0.00	0.00	0.00	0.00	0.00
Total Assets Loans	135.68	249.91	179.64	220.82	272.27	333.98	411.80
Liabilities	728.05	814.56	763.06	809.72	767.37	782.68	817.50
Sundry Creditors	0.00	0.00	0.00	0.00	0.00	0.00	0.00
Liabilities Towards Suppliers	0.00	0.00	0.00	0.00	0.00	0.00	0.00
Provisions	0.00	0.00	0.00	0.00	0.00	0.00	0.00
Other 2	0.00	0.00	0.00	0.00	0.00	0.00	0.00
Total Liabilities	728.05	814.56	763.06	809.72	767.37	782.68	817.50
Provisions							
Net Current Assets	-592.37	-564.65	-583.42	-588.90	-495.10	-448.70	-405.70

-76-

Form F12 (a) - Historical and Projected Cargo Volumes in tonnes (Only for ISP)

Financial Year	2005-2006	2006-2007	2007-2008	2008-2009	2009-2010	2010-2011	2011-2012	2012-2013	2013-2014	2014-2015	2015-2016	2016-2017	2017-2018	2018-2019	2019-2020	2020-2021	2021-2022	2022-2023	
Domestic Loaded General	0.00	0.00	0.00	0.00	0.00	0.00	0.00	0.00	0.00	0.00	0.00	0.00	0.00	0.00	0.00	0.00	0.00	0.00	0.00
Domestic Loaded Perishable	0.00	0.00	0.00	0.00	0.00	0.00	0.00	0.00	0.00	0.00	0.00	0.00	0.00	0.00	0.00	0.00	0.00	0.00	0.00
Domestic Loaded Other	0.00	0.00	0.00	0.00	0.00	0.00	0.00	0.00	0.00	0.00	0.00	0.00	0.00	0.00	0.00	0.00	0.00	0.00	0.00
Domestic Loaded Total	0.00	0.00	0.00	0.00	0.00	0.00	0.00	0.00	0.00	0.00	0.00	0.00	0.00	0.00	0.00	0.00	0.00	0.00	0.00
Domestic Unloaded General	0.00	0.00	0.00	0.00	0.00	0.00	0.00	0.00	0.00	0.00	0.00	0.00	0.00	0.00	0.00	0.00	0.00	0.00	0.00
Domestic Unloaded Perishable	0.00	0.00	0.00	0.00	0.00	0.00	0.00	0.00	0.00	0.00	0.00	0.00	0.00	0.00	0.00	0.00	0.00	0.00	0.00
Domestic Unloaded Other	0.00	0.00	0.00	0.00	0.00	0.00	0.00	0.00	0.00	0.00	0.00	0.00	0.00	0.00	0.00	0.00	0.00	0.00	0.00
Domestic Unloaded Total	0.00	0.00	0.00	0.00	0.00	0.00	0.00	0.00	0.00	0.00	0.00	0.00	0.00	0.00	0.00	0.00	0.00	0.00	0.00
Domestic Unloaded Valuable	0.00	0.00	0.00	0.00	0.00	0.00	0.00	0.00	0.00	0.00	0.00	0.00	0.00	0.00	0.00	0.00	0.00	0.00	0.00

177

Financial Year	2005-2006	2006-2007	2007-2008	2008-2009	2009-2010	2010-2011	2011-2012	2012-2013	2013-2014	2014-2015	2015-2016	2016-2017	2017-2018	2018-2019	2019-2020	2020-2021	2021-2022	2022-2023	
International Loaded General	4774.00	6024.00	5587.00	8569.00	10621.00	13621.00	15489.00	19080.00	21159.00	22798.00	11878.00	13066.00	13980.00	14959.00	16006.00	17126.00	18324.00	19240.00	
International Loaded Perishable	0.00	0.00	0.00	0.00	0.00	0.00	0.00	0.00	0.00	0.00	0.00	0.00	0.00	0.00	0.00	0.00	0.00	0.00	0.00
International Loaded Valuable	0.00	0.00	0.00	0.00	0.00	0.00	0.00	0.00	0.00	0.00	0.00	0.00	0.00	0.00	0.00	0.00	0.00	0.00	0.00
Other	0.00	0.00	0.00	0.00	0.00	0.00	0.00	0.00	0.00	0.00	0.00	0.00	0.00	0.00	0.00	0.00	0.00	0.00	0.00
International Loaded Total	4793.00	6054.00	5602.00	8609.00	10665.00	13697.00	15577.00	19180.00	21256.00	22906.00	11977.00	13167.00	14084.00	15066.00	16115.00	17239.00	18439.00	19357.00	
International Unloaded General	5998.00	6085.00	4939.00	4534.00	7734.00	10299.80	11009.05	8687.80	843.50	583.00	1441.00	1585.00	1695.00	1813.00	1934.00	2069.00	2213.00	2369.00	
International Unloaded Perishable	0.00	0.00	0.00	0.00	0.00	0.00	0.00	0.00	0.00	0.00	0.00	0.00	0.00	0.00	0.00	0.00	0.00	0.00	0.00
International Unloaded Valuable	0.00	0.00	0.00	0.00	0.00	0.20	2.95	4.20	2.50	0.00	0.00	2.00	2.00	2.53	2.53	3.00	4.00	4.00	
International Unloaded Total	0.00	0.00	0.00	0.00	0.00	0.00	0.00	0.00	0.00	0.00	0.00	0.00	0.00	0.00	0.00	0.00	0.00	0.00	0.00

-78-

Financial Year	2005-2006	2006-2007	2007-2008	2008-2009	2009-2010	2010-2011	2011-2012	2012-2013	2013-2014	2014-2015	2015-2016	2016-2017	2017-2018	2018-2019	2019-2020	2020-2021	2021-2022	2022-2023	
Unloaded Other																			
Unloaded Total	5998.00	6085.00	4939.00	4534.00	7734.00	10300.00	11012.00	8692.00	846.00	583.00	1441.00	1587.00	1697.00	1815.53	1936.53	2072.00	2217.00	2373.00	
Forecast Error Correction Band Optimistic	11006.82	12381.78	10751.82	13405.86	18766.98	24476.94	27120.78	28429.44	22544.04	23958.78	13686.36	15049.08	16096.62	17219.16	18412.56	19697.22	21069.12	22164.60	
Forecast Error Correction Band	10791.00	12139.00	10541.00	13143.00	18399.00	23997.00	26589.00	27872.00	22102.00	23489.00	13418.00	14754.00	15781.00	16881.53	18051.53	19311.00	20656.00	21730.00	
Forecast Error Correction Band Conservative	10575.18	11896.22	10330.18	12880.14	18031.02	23517.06	26057.22	27314.56	21659.96	23019.22	13149.64	14458.92	15465.38	16543.90	17690.50	18924.78	20242.88	21295.40	

- 79 -

Form F12 (b) -Historical Aircraft Movement (Only for ISP)

Financial Year	2011-2012	2012-2013	2013-2014	2014-2015	2015-2016	2016-2017	2017-2018	2018-2019	2019-2020	2020-2021	2021-2022
Domestic Landing	0.00	0.00	0.00	0.00	0.00	0.00	0.00	0.00	0.00	0.00	0.00
International Landing	0.00	0.00	0.00	0.00	0.00	0.00	0.00	0.00	0.00	0.00	0.00
Forecast Error Correction Band Optimistic	0.00	0.00	0.00	0.00	0.00	0.00	0.00	0.00	0.00	0.00	0.00
Forecast Error Correction Band	0.00	0.00	0.00	0.00	0.00	0.00	0.00	0.00	0.00	0.00	0.00
Forecast Error Correction Band Conservative	0.00	0.00	0.00	0.00	0.00	0.00	0.00	0.00	0.00	0.00	0.00

108

Form F12 (c) -Projected Aircraft Movement (Only for ISP)

Financial Year	2005-2006	2006-2007	2007-2008	2008-2009	2009-2010	2010-2011	2011-2012	2012-2013	2013-2014	2014-2015	2015-2016	2016-2017	2017-2018	2018-2019	2019-2020	2020-2021	2021-2022	2022-2023	
Domestic Landing Optimistic	0.00	0.00	0.00	0.00	0.00	0.00	0.00	0.00	0.00	0.00	0.00	0.00	0.00	0.00	0.00	0.00	0.00	0.00	0.00
Domestic Landing Most likely	0.00	0.00	0.00	0.00	0.00	0.00	0.00	0.00	0.00	0.00	0.00	0.00	0.00	0.00	0.00	0.00	0.00	0.00	0.00
Domestic Landing Conservative	0.00	0.00	0.00	0.00	0.00	0.00	0.00	0.00	0.00	0.00	0.00	0.00	0.00	0.00	0.00	0.00	0.00	0.00	0.00
Domestic Landing Total	0.00	0.00	0.00	0.00	0.00	0.00	0.00	0.00	0.00	0.00	0.00	0.00	0.00	0.00	0.00	0.00	0.00	0.00	0.00
International Landing Optimistic	0.00	0.00	0.00	0.00	0.00	0.00	0.00	0.00	0.00	0.00	0.00	0.00	0.00	0.00	0.00	0.00	0.00	0.00	0.00
International Landing Most likely	0.00	0.00	0.00	0.00	0.00	0.00	0.00	0.00	0.00	0.00	0.00	0.00	0.00	0.00	0.00	0.00	0.00	0.00	0.00
International Landing Conservative	0.00	0.00	0.00	0.00	0.00	0.00	0.00	0.00	0.00	0.00	0.00	0.00	0.00	0.00	0.00	0.00	0.00	0.00	0.00
International Landing Total	0.00	0.00	0.00	0.00	0.00	0.00	0.00	0.00	0.00	0.00	0.00	0.00	0.00	0.00	0.00	0.00	0.00	0.00	0.00
Forecast Error Correction Band Optimistic	0.00	0.00	0.00	0.00	0.00	0.00	0.00	0.00	0.00	0.00	0.00	0.00	0.00	0.00	0.00	0.00	0.00	0.00	0.00

Financial Year	2005-2006	2006-2007	2007-2008	2008-2009	2009-2010	2010-2011	2011-2012	2012-2013	2013-2014	2014-2015	2015-2016	2016-2017	2017-2018	2018-2019	2019-2020	2020-2021	2021-2022	2022-2023
Forecast Error Correction Band	0.00	0.00	0.00	0.00	0.00	0.00	0.00	0.00	0.00	0.00	0.00	0.00	0.00	0.00	0.00	0.00	0.00	0.00
Forecast Error Correction Band Conservative																		

182-

Form F12 (d) - Historical and Projected Fuel Throughput in kilolitres (Only for ISP)

Financial Year	2005-2006	2006-2007	2007-2008	2008-2009	2009-2010	2010-2011	2011-2012	2012-2013	2013-2014	2014-2015	2015-2016	2016-2017	2017-2018	2018-2019	2019-2020	2020-2021	2021-2022	2022-2023
Reliance	0.00	0.00	0.00	0.00	0.00	0.00	0.00	0.00	0.00	0.00	0.00	0.00	0.00	0.00	0.00	0.00	0.00	0.00
IOCL	0.00	0.00	0.00	0.00	0.00	0.00	0.00	0.00	0.00	0.00	0.00	0.00	0.00	0.00	0.00	0.00	0.00	0.00
BPCL	0.00	0.00	0.00	0.00	0.00	0.00	0.00	0.00	0.00	0.00	0.00	0.00	0.00	0.00	0.00	0.00	0.00	0.00
HPCL	0.00	0.00	0.00	0.00	0.00	0.00	0.00	0.00	0.00	0.00	0.00	0.00	0.00	0.00	0.00	0.00	0.00	0.00
Domestic Flights	0.00	0.00	0.00	0.00	0.00	0.00	0.00	0.00	0.00	0.00	0.00	0.00	0.00	0.00	0.00	0.00	0.00	0.00
International Flights	0.00	0.00	0.00	0.00	0.00	0.00	0.00	0.00	0.00	0.00	0.00	0.00	0.00	0.00	0.00	0.00	0.00	0.00
Forecast Error Correction Band Optimistic	0.00	0.00	0.00	0.00	0.00	0.00	0.00	0.00	0.00	0.00	0.00	0.00	0.00	0.00	0.00	0.00	0.00	0.00
Forecast Error Correction Band	0.00	0.00	0.00	0.00	0.00	0.00	0.00	0.00	0.00	0.00	0.00	0.00	0.00	0.00	0.00	0.00	0.00	0.00
Forecast Error Correction Band Conservative	0.00	0.00	0.00	0.00	0.00	0.00	0.00	0.00	0.00	0.00	0.00	0.00	0.00	0.00	0.00	0.00	0.00	0.00

1
2
3

Form F12(e): Historical and Projected ATM Traffic by Aircraft Type and Aircraft Weight

Financial Year	2014-2015	2015-2016	2016-2017	2017-2018	2018-2019	2019-2020	2020-2021
Type 1	0.00	0.00	0.00	0.00	0.00	0.00	0.00
Type 1	0.00	0.00	0.00	0.00	0.00	0.00	0.00
Type 3	0.00	0.00	0.00	0.00	0.00	0.00	0.00
Type 4	0.00	0.00	0.00	0.00	0.00	0.00	0.00
Other Type 1	0.00	0.00	0.00	0.00	0.00	0.00	0.00
Other Type 2	0.00	0.00	0.00	0.00	0.00	0.00	0.00
Other Type 3	0.00	0.00	0.00	0.00	0.00	0.00	0.00
Other Type 4	0.00	0.00	0.00	0.00	0.00	0.00	0.00
Other Type 5	0.00	0.00	0.00	0.00	0.00	0.00	0.00
Total Aircraft Type Traffic	0.00	0.00	0.00	0.00	0.00	0.00	0.00
Weight Category 1	0.00	0.00	0.00	0.00	0.00	0.00	0.00
Weight Category 2	0.00	0.00	0.00	0.00	0.00	0.00	0.00
Weight Category 3	0.00	0.00	0.00	0.00	0.00	0.00	0.00
Other Weight 1	0.00	0.00	0.00	0.00	0.00	0.00	0.00
Other Weight 2	0.00	0.00	0.00	0.00	0.00	0.00	0.00
Other Weight 3	0.00	0.00	0.00	0.00	0.00	0.00	0.00
Other Weight 4	0.00	0.00	0.00	0.00	0.00	0.00	0.00
Other Weight 5	0.00	0.00	0.00	0.00	0.00	0.00	0.00
Total Aircraft Weight Traffic	0.00	0.00	0.00	0.00	0.00	0.00	0.00

184-11

Form F12(f): Historical and Projected Average Passenger per ATM

Financial Year	2014-2015	2015-2016	2016-2017	2017-2018	2018-2019	2019-2020	2020-2021
Aircraft Type 1	NA	NA	NA	NA	NA	NA	NA
Aircraft Type 2	NA	NA	NA	NA	NA	NA	NA
Aircraft Type 3	NA	NA	NA	NA	NA	NA	NA
Aircraft Type 4	NA	NA	NA	NA	NA	NA	NA

- 85 -

Form F12(g): Historical and Projected Fuel Throughput in kilolitres

Financial Year	2014-2015	2015-2016	2016-2017	2017-2018	2018-2019	2019-2020	2020-2021
Reliance	0.00	0.00	0.00	0.00	0.00	0.00	0.00
IOCL	0.00	0.00	0.00	0.00	0.00	0.00	0.00
BPCL	0.00	0.00	0.00	0.00	0.00	0.00	0.00
HPCL	0.00	0.00	0.00	0.00	0.00	0.00	0.00
Other 1	0.00	0.00	0.00	0.00	0.00	0.00	0.00
Other 2	0.00	0.00	0.00	0.00	0.00	0.00	0.00
Domestic Flight	0.00	0.00	0.00	0.00	0.00	0.00	0.00
International Flight	0.00	0.00	0.00	0.00	0.00	0.00	0.00
Total	0.00	0.00	0.00	0.00	0.00	0.00	0.00

- 86 -

Form F13(a): Historical Tariff (S) & Revenue From Regulated Services

Financial Year	2014-2015	2015-2016	2016-2017	2017-2018	2018-2019	2019-2020	2020-2021
Landing Charges Domestic	0.00	0.00	0.00	0.00	0.00	0.00	0.00
Landing Charges International	0.00	0.00	0.00	0.00	0.00	0.00	0.00
Total Landing Charges	0.00	0.00	0.00	0.00	0.00	0.00	0.00
Housing And Parking Charges	0.00	0.00	0.00	0.00	0.00	0.00	0.00
PSF(Facilitation)	0.00	0.00	0.00	0.00	0.00	0.00	0.00
UDF Domestic	0.00	0.00	0.00	0.00	0.00	0.00	0.00
UDF International	0.00	0.00	0.00	0.00	0.00	0.00	0.00
Total UDF	0.00	0.00	0.00	0.00	0.00	0.00	0.00
Throughput Charges	0.00	0.00	0.00	0.00	0.00	0.00	0.00
Ground Handling Charges	0.00	0.00	0.00	0.00	0.00	0.00	0.00
Cute Charges	0.00	0.00	0.00	0.00	0.00	0.00	0.00
Cargo Revenue	405.91	345.28	436.61	537.05	660.68	812.44	999.50
Into Plane Services	0.00	0.00	0.00	0.00	0.00	0.00	0.00
Other 2	0.00	0.00	0.00	0.00	0.00	0.00	0.00
Total Revenue	405.91	345.28	436.61	537.05	660.68	812.44	999.50

87

Form F13(b) : Historical & Projected Revenue From other than Regulated Services

Financial Year	2014-2015	2015-2016	2016-2017	2017-2018	2018-2019	2019-2020	2020-2021
Restaurants Snacks Bar	0.00	0.00	0.00	0.00	0.00	0.00	0.00
Tr Stall	0.00	0.00	0.00	0.00	0.00	0.00	0.00
Hoarding Display	0.00	0.00	0.00	0.00	0.00	0.00	0.00
Other Trading Concessions 1	0.00	0.00	0.00	0.00	0.00	0.00	0.00
Other Trading Concessions 2	0.00	0.00	0.00	0.00	0.00	0.00	0.00
Other Trading Concessions 3	0.00	0.00	0.00	0.00	0.00	0.00	0.00
Land Leases	0.00	0.00	0.00	0.00	0.00	0.00	0.00
Residential Building	0.00	0.00	0.00	0.00	0.00	0.00	0.00
Non Residential Building	33.75	40.71	50.89	63.62	79.52	99.40	124.25
Other Rent And Services 1	0.00	0.00	0.00	0.00	0.00	0.00	0.00
Other Rent And Services 2	0.00	0.00	0.00	0.00	0.00	0.00	0.00
Other Rent And Services 3	0.00	0.00	0.00	0.00	0.00	0.00	0.00
Duty Free Shops	0.00	0.00	0.00	0.00	0.00	0.00	0.00
Car Rentals	0.00	0.00	0.00	0.00	0.00	0.00	0.00
Car Parking	0.00	0.00	0.00	0.00	0.00	0.00	0.00
Porterage	0.00	0.00	0.00	0.00	0.00	0.00	0.00
Admission Tickets	0.00	0.00	0.00	0.00	0.00	0.00	0.00
X Baggage Screening	0.00	0.00	0.00	0.00	0.00	0.00	0.00
Other Misc Income	0.00	0.00	0.00	0.00	0.00	0.00	0.00
Sale Of Scrap	0.00	0.00	0.00	0.00	0.00	0.00	0.00
Other Miscellaneous 1	0.00	0.00	0.00	0.00	0.00	0.00	0.00
Other Miscellaneous 2	0.00	0.00	0.00	0.00	0.00	0.00	0.00
Other Miscellaneous 3	0.00	0.00	0.00	0.00	0.00	0.00	0.00
Other Miscellaneous 4	0.00	0.00	0.00	0.00	0.00	0.00	0.00
Total Revenue Other	33.75	40.71	50.89	63.62	79.52	99.40	124.25

- 88 -

Financial Year Then Regulated Service	2014-2015	2015-2016	2016-2017	2017-2018	2018-2019	2019-2020	2020-2021

- 89 -

Form F14(a): Annual Tariff Proposal for Tariff Year T-Format for providing information on EMAY

Financial Year	2014-2015	2015-2016	2016-2017	2017-2018	2018-2019	2019-2020	2020-2021
Yield Per Unit	0.00	0.00	0.00	0.00	0.00	0.00	0.00
Error Correction Term (from Year T-2)	0.00	0.00	0.00	0.00	0.00	0.00	0.00
Estimated Maximum Allowed Yield (EMAY)	0.00	0.00	0.00	0.00	0.00	0.00	0.00

-96-

Form F14(b)-Cargo Domestic

Domestic Outbound Cargo Terminal Storage And Processing Charges

Year	2016-2017	2017-2018	2018-2019	2019-2020	2020-2021
Rate	Rate in Rupees per Kilogram	Rate in Rupees per Kilogram	Rate in Rupees per Kilogram	Rate in Rupees per Kilogram	Rate in Rupees per Kilogram
General Type	0.70	0.00	0.00	0.00	0.00
Special/Sensitive Cargo	0.00	0.00	0.00	0.00	0.00
Pharma Items	0.00	0.00	0.00	0.00	0.00
Live Animals	0.00	0.00	0.00	0.00	0.00
Hazardous Dangerous Goods	0.00	0.00	0.00	0.00	0.00
Valuable Goods	0.00	0.00	0.00	0.00	0.00
Perishable	0.00	0.00	0.00	0.00	0.00
Newspaper And TV Reel	0.00	0.00	0.00	0.00	0.00
Consignments					
Human Remains, Coffin Including Unaccompanied Baggage Of Deceased And Human Eyes Etc.	0.00	0.00	0.00	0.00	0.00
Others	0.00	0.00	0.00	0.00	0.00

Domestic Outbound Cargo Demurrage Charges

Year	2016-2017	2017-2018	2018-2019	2019-2020	2020-2021
Rate	Rate in Rupees per Kilogram	Rate in Rupees per Kilogram	Rate in Rupees per Kilogram	Rate in Rupees per Kilogram	Rate in Rupees per Kilogram
General Type	0.00	0.00	0.00	0.00	0.00
Special/Sensitive Cargo	0.00	0.00	0.00	0.00	0.00

Year	2016-2017	2017-2018	2018-2019	2019-2020	2020-2021
Pharma Items	0.00	0.00	0.00	0.00	0.00
Live Animals	0.00	0.00	0.00	0.00	0.00
Hazardous Dangerous Goods	0.00	0.00	0.00	0.00	0.00
Valuable Goods	0.00	0.00	0.00	0.00	0.00
Perishable	0.00	0.00	0.00	0.00	0.00
Newspaper And TV Reel	0.00	0.00	0.00	0.00	0.00
Consignments					
Human Remains, Coffin Including Unaccompanied Baggage Of Deceased And Human Eyes Etc.	0.00	0.00	0.00	0.00	0.00
Others	0.00	0.00	0.00	0.00	0.00

Domestic Inbound Cargo Terminal Storage And Processing Charges

Year	2016-2017	2017-2018	2018-2019	2019-2020	2020-2021
Rate	Rate in Rupees per Kilogram	Rate in Rupees per Kilogram	Rate in Rupees per Kilogram	Rate in Rupees per Kilogram	Rate in Rupees per Kilogram
General Type	0.00	0.00	0.00	0.00	0.00
Special/Sensitive Cargo	0.00	0.00	0.00	0.00	0.00
Pharma Items	0.00	0.00	0.00	0.00	0.00
Live Animals	0.00	0.00	0.00	0.00	0.00
Hazardous Dangerous Goods	0.00	0.00	0.00	0.00	0.00
Valuable Goods	0.00	0.00	0.00	0.00	0.00
Perishable	0.00	0.00	0.00	0.00	0.00
Newspaper And TV Reel	0.00	0.00	0.00	0.00	0.00

-92-

Year	2016-2017	2017-2018	2018-2019	2019-2020	2020-2021
Consignments					
Human Remains, Coffin Including Unaccompanied Baggage Of Deceased And Human Eyes Etc.	0.00	0.00	0.00	0.00	0.00
Others	0.00	0.00	0.00	0.00	0.00

Domestic Inbound Cargo Demurrage Charges

Year	2016-2017	2017-2018	2018-2019	2019-2020	2020-2021
Rate	Rate in Rupees per Kilogram	Rate in Rupees per Kilogram	Rate in Rupees per Kilogram	Rate in Rupees per Kilogram	Rate in Rupees per Kilogram
General Type	0.00	0.00	0.00	0.00	0.00
Special/Sensitive Cargo	0.00	0.00	0.00	0.00	0.00
Pharma Items	0.00	0.00	0.00	0.00	0.00
Live Animals	0.00	0.00	0.00	0.00	0.00
Hazardous Dangerous Goods	0.00	0.00	0.00	0.00	0.00
Valuable Goods	0.00	0.00	0.00	0.00	0.00
Perishable	0.00	0.00	0.00	0.00	0.00
Newspaper And Tv Reel Consignments	0.00	0.00	0.00	0.00	0.00
Human Remains, Coffin Including Unaccompanied Baggage Of Deceased And Human Eyes Etc.	0.00	0.00	0.00	0.00	0.00
Others	0.00	0.00	0.00	0.00	0.00

- 93 -

Form F14(b)-Cargo International

2016-2017

Type of Cargo		Rate in Rupees per Kilogram	Minimum rate per AWB
A.	Export Cargo		
A1.	Terminal, Storage and Processing Charges		
A1.1	General	0.80	150.00
A1.2	Special Cargo		
a.	- Pharma items	0.00	0.00
b)	- Live Animals	0.00	0.00
c)	- Hazardous/ Dangerous Goods	0.00	0.00
d)	- Valuable Goods**	6.00	1000.00
e)	- Perishable	0.70	125.00
f)	- Newspaper and TV reel consignments	0.70	125.00
g)	- Human remains, Coffin including unaccompanied baggage of Deceased and Human Eyes etc.	0.00	0.00
A2.	X-Ray Charges		
A2.1	X-Ray Machine charges ✓	1.50	0.00
A2.2	X-Ray Certification charges ✓	0.00	0.00
A2.3	Certification for Dangerous goods ✓	0.00	0.00
A3.	Demurrage Charges-----Export Cargo		
A3.1	General	0.80	150.00

-921-

Type of Cargo	Special Cargo	Rate in Rupees per Kilogram	Minimum rate per AWB
A3.2			
a.	- Pharma Items	0.00	0.00
b)	- Live Animals	0.00	0.00
c)	- Hazardous/ Dangerous Goods	0.00	0.00
d)	- Valuable Goods**	10.00	1500.00
e)	- Perishable	0.70	100.00
f)	- Newspaper and TV reel consignments	0.70	100.00
g)	- Human remains, Coffin including unaccompanied baggage of Deceased and Human Eyes etc.	0.00	0.00
A4.	Cargo Handling Charges		
A4	Palletisation/ Containerisation/Unitisation/Staffing Charges	Rate per Kg	Rate per Pallet
A4.1	General	0.00	0.00
A4.2	Special Cargo		
a.	- Pharma Items	0.00	0.00
b)	- Live Animals	0.00	0.00
c)	- Hazardous/ Dangerous Goods	0.00	0.00
d)	- Valuable Goods**	0.00	0.00
e)	- Perishable	0.00	0.00
f)	- Newspaper and TV reel consignments	0.00	0.00
g)	- Human remains, Coffin including	0.00	0.00

- 95 -

Type of Cargo		Rate in Rupees per Kilogram	Minimum rate per AWB
	unaccompanied baggage of Deceased and Human Eyes etc.		
A5.	Documentation Fees	Rs Per AWB	Minimum per Flight
A5.1	Cargo Documentation fees for Manifesto/filing etc	0.00	0.00
B.	Import Cargo		
B1.	Terminal, Storage and Processing Charges		
B1.1	General	4.00	185.00
B1.2	Special Cargo		
a.	- Pharma items	0.00	0.00
b)	- Live Animals	0.00	0.00
c)	- Hazardous/ Dangerous Goods	0.00	0.00
d)	- Valuable Goods**	6.00	1000.00
e)	- Perishable	0.00	0.00
f)	- Newspaper and TV reel consignments	0.00	0.00
g)	- Human remains, Coffin including unaccompanied baggage of Deceased and Human Eyes etc.	0.00	0.00
B2.	Cargo Handling Charges		
B2.	DePalletisation/ Destaffing/DeContainerisation/DeUnitisation Charges	Rate per Kg	Rate per Pallet
B2.1	General	0.50	30.00
B1.2	Special Cargo		

-91-

Type of Cargo		Rate in Rupees per Kilogram	Minimum rate per AWB
a.	- Pharma items	0.00	0.00
b)	- Live Animals	0.00	0.00
c)	- Hazardous/ Dangerous Goods	0.00	0.00
d)	- Valuable Goods**	6.00	1000.00
e)	- Perishable	0.00	0.00
f)	- Newspaper and TV reel consignments	0.00	0.00
g)	- Human remains, Coffin including unaccompanied baggage of Deceased and Human Eyes etc.	0.00	0.00
B3.	Demurrage Charges---Import Cargo	Rate in Rupees per Kilogram	Minimum rate per AWB
B3.1	General	1.25	265.00
B3.2	Special Cargo		
a.	- Pharma items	0.00	0.00
b)	- Live Animals	0.00	0.00
c)	- Hazardous/ Dangerous Goods	0.00	0.00
d)	- Valuable Goods**	10.00	1500.00
e)	- Perishable	0.00	0.00
f)	- Newspaper and TV reel consignments	0.00	0.00
g)	- Human remains, Coffin including unaccompanied baggage of Deceased and Human Eyes etc.	0.00	0.00
C1.1	Courier cargo facilitation	0.00	0.00

123

Type of Cargo		Rate in Rupees per Kilogram	Minimum rate per AWB
C1.2	X-ray charges	0.00	0.00
C1.3	Demurrage Charges		
	- Free Period	0.00	
	- 4th day to 10th day	0.00	
	- 11th day to 20th day	0.00	
	- 21 st day to 30th day	0.00	
	- Beyond 30 days	0.00	
C2.	Outcoming Courier Charges -- International	Outbound (Import) PER KG.	MINIMUM Charge per Bag
C2.1	Courier cargo facilitation	0.00	0.00
C2.2	X-ray charges	0.00	0.00
C2.3	Demurrage Charges		
	- Free Period	0.00	
	- day to day	0.00	
	- day to day	0.00	
	- day to day	0.00	
	- Beyond days	0.00	
D.	Transhipment Cargo/Carling	Rate Per Kg	Minimum per AWB
D1.	Transhipment charges-International to International		
D1.1	General Cargo	3.00	250.00
D1.2	Special Cargo/DGR/Valuable/Perishable/Pharma	0.00	0.00

981

Type of Cargo		Rate in Rupees per Kilogram	Minimum rate per AWB
D1.3	Documentation Fee	0.00	0.00
D2.	Transshipment charges-international to domestic		
D2.1	General Cargo	3.00	250.00
D2.2	Special/Sensitive Cargo	0.00	0.00
D2.3	DGR/Valuable/Perishable/Pharma	0.00	0.00
D2.4	Documentation Fee	0.00	0.00
D3.	Transshipment charges-domestic to domestic		
D3.1	General Cargo	0.00	0.00
D3.2	Special/Sensitive Cargo	0.00	0.00
D3.3	DGR/Valuable/Perishable/Pharma	0.00	0.00
D3.4	Documentation Fee	0.00	0.00
E.	Customs Cost Recovery Charges		
E1	components of customs cargo recovery charges	0.00	
F.	EDI/IT Services (GMAX,WIPRO,SITA etc.)		
F1	EDI/IT Services (GMAX,WIPRO,SITA etc.)	0.00	
G.	***Others Charges, if any		
G1	Others Charges, if any	0.00	
2017-2018			
Type of Cargo		Rate in Rupees per Kilogram	Minimum rate per AWB
A.	Export Cargo		

1 9 1

Type of Cargo	Terminal, Storage and Processing Charges	Rate in Rupees per Kilogram	Minimum rate per AWB
A1.	Terminal, Storage and Processing Charges		
A1.1	General		
A1.2	Special Cargo		
a.	- Pharma items		
b)	- Live Animals		
c)	- Hazardous/ Dangerous Goods		
d)	- Valuable Goods**		
e)	- Perishable		
f)	- Newspaper and TV reel consignments		
g)	- Human remains, Coffin including unaccompanied baggage of Deceased and Human Eyes etc.		
A2.	X-Ray Charges		
A2.1	X-Ray Machine charges		
A2.2	X-Ray Certification charges		
A2.3	Certification for Dangerous goods		
A3.	Demurrage Charges----Export Cargo		
A3.1	General		
A3.2	Special Cargo		
a.	- Pharma items		
b)	- Live Animals		
c)	- Hazardous/ Dangerous Goods		

Type of Cargo		Rate in Rupees per Kilogram	Minimum rate per AWB
d)	- Valuable Goods**		
e)	- Perishable		
f)	- Newspaper and TV reel consignments		
g)	- Human remains, Coffin including unaccompanied baggage of Deceased and Human Eyes etc.		
A4.	Cargo Handling Charges		
A4	Palletisation/ Containerisation/Unitisation/Staffing Charges	Rate per Kg	Rate per Pallet
A4.1	General		
A4.2	Special Cargo		
a.	- Pharma items		
b)	- Live Animals		
c)	- Hazardous/ Dangerous Goods		
d)	- Valuable Goods**		
e)	- Perishable		
f)	- Newspaper and TV reel consignments		
g)	- Human remains, Coffin including unaccompanied baggage of Deceased and Human Eyes etc.		
A5.	Documentation Fees	Rs Per AWB	Minimum per Flight
A5.1	Cargo Documentation fees for Manifesto/filing etc		

1
101
1

Type of Cargo	Import Cargo	Rate in Rupees per Kilogram	Minimum rate per AWB
B.	Import Cargo		
B1.	Terminal, Storage and Processing Charges	Rate in Rupees per Kilogram	Minimum rate per AWB
B1.1	General		
B1.2	Special Cargo		
a.	- Pharma items		
b)	- Live Animals		
c)	- Hazardous/ Dangerous Goods		
d)	- Valuable Goods**		
e)	- Perishable		
f)	- Newspaper and TV reel consignments		
g)	- Human remains, Coffin including unaccompanied baggage of Deceased and Human Eyes etc.		
B2.	Cargo Handling Charges		
B2.	DePalletisation/ Destaffing/DeContainerisation/DeUnitisation Charges	Rate per Kg	Rate per Pallet
B2.1	General		
B1.2	Special Cargo		
a.	- Pharma items		
b)	- Live Animals		
c)	- Hazardous/ Dangerous Goods		
d)	- Valuable Goods**		

102

Type of Cargo		Rate in Rupees per Kilogram	Minimum rate per AWB
e)	- Perishable		
f)	- Newspaper and TV reel consignments		
g)	- Human remains, Coffin including unaccompanied baggage of Deceased and Human Eyes etc.		
B3.	Demurrage Charges---Import Cargo	Rate in Rupees per Kilogram	Minimum rate per AWB
B3.1	General		
B3.2	Special Cargo		
a.	- Pharma items		
b)	- Live Animals		
c)	- Hazardous/ Dangerous Goods		
d)	- Valuable Goods**		
e)	- Perishable		
f)	- Newspaper and TV reel consignments		
g)	- Human remains, Coffin including unaccompanied baggage of Deceased and Human Eyes etc.		
C1.1	Courier cargo facilitation		
C1.2	X-ray charges		
C1.3	Demurrage Charges		
	- Free Period		
	- 4th day to 10th day		

11231

Type of Cargo		Rate in Rupees per Kilogram	Minimum rate per AWB
	- 11th day to 20th day		
	- 21st day to 30th day		
	- Beyond 30 days		
C2.	Outcoming Courier Charges -- International	Outbound (Import) PER KG.	MINIMUM Charge per Bag
C2.1	Courier cargo facilitation		
C2.2	X-ray charges		
C2.3	Demurrage Charges		
	- Free Period		
	- day to day		
	- day to day		
	- day to day		
	- Beyond days		
D.	Transhipment Cargo/Carling	Rate Per Kg	Minimum per AWB
D1.	Transhipment charges-international to international		
D1.1	General Cargo		
D1.2	Special Cargo/DGR/Valuable/Perishable/Pharma		
D1.3	Documentation Fee		
D2.	Transhipment charges-international to domestic		
D2.1	General Cargo		
D2.2	Special/Sensitive Cargo		

Type of Cargo		Rate in Rupees per Kilogram	Minimum rate per AWB
D2.3	DGR/Valuable/Perishable/Pharma		
D2.4	Documentation Fee		
D3.	Transshipment charges-domestic to domestic		
D3.1	General Cargo		
D3.2	Special/Sensitive Cargo		
D3.3	DGR/Valuable/Perishable/Pharma		
D3.4	Documentation Fee		
E.	Customs Cost Recovery Charges	Rate Per Kg.	
E1	components of customs cargo recovery charges		
F.	EDI/IT Services (GMAX,WIPRO,SITA etc.)	Minimum rate per AWB	
F1	EDI/IT Services (GMAX,WIPRO,SITA etc.)		
G.	***Others Charges, if any	Minimum rate per Kg/AWB	
G1	Others Charges, if any		

2018-2019

Type of Cargo		Rate in Rupees per Kilogram	Minimum rate per AWB
A.	Export Cargo		
A1.	Terminal, Storage and Processing Charges		
A1.1	General		
A1.2	Special Cargo		
a.	- Pharma items		

1071

Type of Cargo		Rate in Rupees per Kilogram	Minimum rate per AWB
b)	- Live Animals		
c)	- Hazardous/ Dangerous Goods		
d)	- Valuable Goods**		
e)	- Perishable		
f)	- Newspaper and TV reel consignments		
g)	- Human remains, Coffin including unaccompanied baggage of Deceased and Human Eyes etc.		
A2.	X-Ray Charges		
A2.1	X-Ray Machine charges		
A2.2	X-Ray Certification charges		
A2.3	Certification for Dangerous goods		
A3.	Demurrage Charges---Export Cargo		
A3.1	General		
A3.2	Special Cargo		
a.	- Pharma items		
b)	- Live Animals		
c)	- Hazardous/ Dangerous Goods		
d)	- Valuable Goods**		
e)	- Perishable		
f)	- Newspaper and TV reel consignments		
g)	- Human remains, Coffin including		

- 1061 -

Type of Cargo		Rate in Rupees per Kilogram	Minimum rate per AWB
	Unaccompanied baggage of Deceased and Human Eyes etc.		
A4.	Cargo Handling Charges		
A4	Palletisation/ Containerisation/Unitisation/Staffing Charges	Rate per Kg	Rate per Pallet
A4.1	General		
A4.2	Special Cargo		
a.	- Pharma items		
b)	- Live Animals		
c)	- Hazardous/ Dangerous Goods		
d)	- Valuable Goods**		
e)	- Perishable		
f)	- Newspaper and TV reel consignments		
g)	- Human remains, Coffin including unaccompanied baggage of Deceased and Human Eyes etc.		
A5.	Documentation Fees	Rs Per AWB	Minimum per Flight
A5.1	Cargo Documentation fees for Manifesto/filing etc		
B.	Import Cargo		
B1.	Terminal, Storage and Processing Charges	Rate in Rupees per Kilogram	Minimum rate per AWB
B1.1	General		
B1.2	Special Cargo		

107

Type of Cargo		Rate in Rupees per Kilogram	Minimum rate per AWB
a.	- Pharma items		
b)	- Live Animals		
c)	- Hazardous/ Dangerous Goods		
d)	- Valuable Goods**		
e)	- Perishable		
f)	- Newspaper and TV reel consignments		
g)	- Human remains, Coffin including unaccompanied baggage of Deceased and Human Eyes etc.		
B2.	Cargo Handling Charges		
B2.	DePalletisation/ Destaffing/DeContainerisation/DeUnitisation Charges	Rate per Kg	Rate per Pallet
B2.1	General		
B1.2	Special Cargo		
a.	- Pharma items		
b)	- Live Animals		
c)	- Hazardous/ Dangerous Goods		
d)	- Valuable Goods**		
e)	- Perishable		
f)	- Newspaper and TV reel consignments		
g)	- Human remains, Coffin including unaccompanied baggage of Deceased and		

1001

Type of Cargo		Rate in Rupees per Kilogram	Minimum rate per AWB
	Human Eyes etc.		
B3.	Demurrage Charges----Import Cargo	Rate in Rupees per Kilogram	Minimum rate per AWB
B3.1	General		
B3.2	Special Cargo		
a.	- Pharma items		
b)	- Live Animals		
c)	- Hazardous/ Dangerous Goods		
d)	- Valuable Goods**		
e)	- Perishable		
f)	- Newspaper and TV reel consignments		
g)	- Human remains, Coffin including unaccompanied baggage of Deceased and Human Eyes etc.		
C1.1	Courier cargo facilitation		
C1.2	X-ray charges		
C1.3	Demurrage Charges		
	- Free Period		
	- 4th day to 10th day		
	- 11th day to 20th day		
	- 21st day to 30th day		
	- Beyond 30 days		
C2.	Outcoming Courier Charges -- International	Outbound (Import) PER KG.	MINIMUM Charge per Bag

21097



Type of Cargo		Rate in Rupees per Kilogram	Minimum rate per AWB
C2.1	Courier cargo facilitation		
C2.2	X-ray charges		
C2.3	Demurrage Charges		
	- Free Period		
	- day to day		
	- day to day		
	- day to day		
	- Beyond days		
D.	Transhipment Cargo/Carting	Rate Per Kg	Minimum per AWB
D1.	Transhipment charges-international to international		
D1.1	General Cargo		
D1.2	Special Cargo/DGR/Valuable/Perishable/Pharma		
D1.3	Documentation Fee		
D2.	Transhipment charges-international to domestic		
D2.1	General Cargo		
D2.2	Special/Sensitive Cargo		
D2.3	DGR/Valuable/Perishable/Pharma		
D2.4	Documentation Fee		
D3.	Transhipment charges-domestic to domestic		
D3.1	General Cargo		

Type of Cargo		Rate in Rupees per Kilogram	Minimum rate per AWB
D3.2	Special/Sensitive Cargo		
D3.3	DGR/Valuable/Perishable/Pharma		
D3.4	Documentation Fee		
E.	Customs Cost Recovery Charges	Rate Per Kg.	
E1	components of customs cargo recovery charges		
F.	EDI/IT Services (GMAX,WIPRO,SITA etc.)	Minimum rate per AWB	
F1	EDI/IT Services (GMAX,WIPRO,SITA etc.)		
G.	***Others Charges, if any	Minimum rate per Kg/AWB	
G1	Others Charges, if any		

2019-2020

Type of Cargo		Rate in Rupees per Kilogram	Minimum rate per AWB
A.	Export Cargo		
A1.	Terminal, Storage and Processing Charges		
A1.1	General		
A1.2	Special Cargo		
a.	- Pharma Items		
b)	- Live Animals		
c)	- Hazardous/ Dangerous Goods		
d)	- Valuable Goods**		
e)	- Perishable		

Type of Cargo		Rate in Rupees per Kilogram	Minimum rate per AWB
f)	- Newspaper and TV reel consignments		
g)	- Human remains, Coffin including unaccompanied baggage of Deceased and Human Eyes etc.		
A2.	X-Ray Charges		
A2.1	X-Ray Machine charges		
A2.2	X-Ray Certification charges		
A2.3	Certification for Dangerous goods		
A3.	Demurrage Charges----Export Cargo		
A3.1	General		
A3.2	Special Cargo		
a.	- Pharma items		
b)	- Live Animals		
c)	- Hazardous/ Dangerous Goods		
d)	- Valuable Goods**		
e)	- Perishable		
f)	- Newspaper and TV reel consignments		
g)	- Human remains, Coffin including unaccompanied baggage of Deceased and Human Eyes etc.		
A4.	Cargo Handling Charges		
A4	Palletisation/ Containerisation/Unitisation/Staffing Charges	Rate per Kg	Rate per Pallet

1121

Type of Cargo		Rate in Rupees per Kilogram	Minimum rate per AWB
A4.1	General		
A4.2	Special Cargo		
a.	- Pharma items		
b)	- Live Animals		
c)	- Hazardous/ Dangerous Goods		
d)	- Valuable Goods**		
e)	- Perishable		
f)	- Newspaper and TV reel consignments		
g)	- Human remains, Coffin including unaccompanied baggage of Deceased and Human Eyes etc.		
A5.	Documentation Fees	Rs Per AWB	Minimum per Flight
A5.1	Cargo Documentation fees for Manifesto/filing etc		
B.	Import Cargo		
B1.	Terminal, Storage and Processing Charges		
B1.1	General		
B1.2	Special Cargo		
a.	- Pharma items		
b)	- Live Animals		
c)	- Hazardous/ Dangerous Goods		
d)	- Valuable Goods**		

1131

Type of Cargo		Rate in Rupees per Kilogram	Minimum rate per AWB
e)	- Perishable		
f)	- Newspaper and TV reel consignments		
g)	- Human remains, Coffin including unaccompanied baggage of Deceased and Human Eyes etc.		
B2.	Cargo Handling Charges		
B2.	DePalletisation/ Destaffing/DeContainerisation/DeUnitisation Charges	Rate per Kg	Rate per Pallet
B2.1	General		
B1.2	Special Cargo		
a.	- Pharma Items		
b)	- Live Animals		
c)	- Hazardous/ Dangerous Goods		
d)	- Valuable Goods**		
e)	- Perishable		
f)	- Newspaper and TV reel consignments		
g)	- Human remains, Coffin including unaccompanied baggage of Deceased and Human Eyes etc.		
B3.	Demurrage Charges---Import Cargo	Rate in Rupees per Kilogram	Minimum rate per AWB
B3.1	General		
B3.2	Special Cargo		
a.	- Pharma Items		

111

Type of Cargo		Rate in Rupees per Kilogram	Minimum rate per AWB
b)	- Live Animals		
c)	- Hazardous/ Dangerous Goods		
d)	- Valuable Goods**		
e)	- Perishable		
f)	- Newspaper and TV reel consignments		
g)	- Human remains, Coffin including unaccompanied baggage of Deceased and Human Eyes etc.		
C1.1	Courier cargo facilitation		
C1.2	X-ray charges		
C1.3	Demurrage Charges		
	- Free Period		
	- 4th day to 10th day		
	- 11th day to 20th day		
	- 21st day to 30th day		
	- Beyond 30 days		
C2.	Outcoming Courier Charges -- International	Outbound (Import) PER KG.	MINIMUM Charge per Bag
C2.1	Courier cargo facilitation		
C2.2	X-ray charges		
C2.3	Demurrage Charges		
	- Free Period		

1151

Type of Cargo		Rate in Rupees per Kilogram	Minimum rate per AWB
	- day to day		
	- day to day		
	- day to day		
	- Beyond days		
D.	Transshipment Cargo/Carriage	Rate Per Kg	Minimum per AWB
D1.	Transshipment charges-International to international		
D1.1	General Cargo		
D1.2	Special Cargo/DGR/Valuable/Perishable/Pharma		
D1.3	Documentation Fee		
D2.	Transshipment charges-International to domestic		
D2.1	General Cargo		
D2.2	Special/Sensitive Cargo		
D2.3	DGR/Valuable/Perishable/Pharma		
D2.4	Documentation Fee		
D3.	Transshipment charges-domestic to domestic		
D3.1	General Cargo		
D3.2	Special/Sensitive Cargo		
D3.3	DGR/Valuable/Perishable/Pharma		
D3.4	Documentation Fee		
E.	Customs Cost Recovery Charges	Rate Per Kg.	

116 -

Type of Cargo		Rate in Rupees per Kilogram	Minimum rate per AWB
E1	components of customs cargo recovery charges		
F.	EDI/IT Services (GMAX, WIPRO, SITA etc.)	Minimum rate per AWB	
F1	EDI/IT Services (GMAX, WIPRO, SITA etc.)		
G.	***Others Charges, if any	Minimum rate per Kg/AWB	
G1	Others Charges, if any		

2020-2021

Type of Cargo		Rate in Rupees per Kilogram	Minimum rate per AWB
A.	Export Cargo		
A1.	Terminal, Storage and Processing Charges		
A1.1	General		
A1.2	Special Cargo		
a.	- Pharma Items		
b)	- Live Animals		
c)	- Hazardous/ Dangerous Goods		
d)	- Valuable Goods**		
e)	- Perishable		
f)	- Newspaper and TV reel consignments		
g)	- Human remains, Coffin including unaccompanied baggage of Deceased and Human Eyes etc.		
A2.	X-Ray Charges		

Type of Cargo		Rate in Rupees per Kilogram	Minimum rate per AWB
A2.1	X-Ray Machine charges		
A2.2	X-Ray Certification charges		
A2.3	Certification for Dangerous goods		
A3.	Demurrage Charges-----Export Cargo		
A3.1	General		
A3.2	Special Cargo		
a.	- Pharma items		
b)	- Live Animals		
c)	- Hazardous/ Dangerous Goods		
d)	- Valuable Goods**		
e)	- Perishable		
f)	- Newspaper and TV reel consignments		
g)	- Human remains, Coffin including unaccompanied baggage of Deceased and Human Eyes etc.		
A4.	Cargo Handling Charges		
A4	Palletisation/ Containerisation/Utilisation/Staffing Charges	Rate per Kg	Rate per Pallet
A4.1	General		
A4.2	Special Cargo		
a.	- Pharma items		
b)	- Live Animals		

1181

Type of Cargo		Rate in Rupees per Kilogram	Minimum rate per AWB
c)	- Hazardous/ Dangerous Goods		
d)	- Valuable Goods**		
e)	- Perishable		
f)	- Newspaper and TV reel consignments		
g)	- Human remains, Coffin including unaccompanied baggage of Deceased and Human Eyes etc.		
A5.	Documentation Fees	Rs Per AWB	Minimum per Flight
A5.1	Cargo Documentation fees for Manifesto/filing etc		
B.	Import Cargo		
B1.	Terminal, Storage and Processing Charges	Rate in Rupees per Kilogram	Minimum rate per AWB
B1.1	General		
B1.2	Special Cargo		
a.	- Pharma items		
b)	- Live Animals		
c)	- Hazardous/ Dangerous Goods		
d)	- Valuable Goods**		
e)	- Perishable		
f)	- Newspaper and TV reel consignments		
g)	- Human remains, Coffin including unaccompanied baggage of Deceased and Human Eyes etc.		

Type of Cargo	Cargo Handling Charges	Rate in Rupees per Kilogram	Minimum rate per AWB
B2.	Cargo Handling Charges		
B2.	DePalletisation/ Destaffing/DeContainerisation/DeUnitisation Charges	Rate per Kg	Rate per Pallet
B2.1	General		
B1.2	Special Cargo		
a.	- Pharma Items		
b)	- Live Animals		
c)	- Hazardous/ Dangerous Goods		
d)	- Valuable Goods**		
e)	- Perishable		
f)	- Newspaper and TV reel consignments		
g)	- Human remains, Coffin including unaccompanied baggage of Deceased and Human Eyes etc.		
B3.	Demurrage Charges----Import Cargo	Rate in Rupees per Kilogram	Minimum rate per AWB
B3.1	General		
B3.2	Special Cargo		
a.	- Pharma Items		
b)	- Live Animals		
c)	- Hazardous/ Dangerous Goods		
d)	- Valuable Goods**		
e)	- Perishable		

120-

Type of Cargo		Rate in Rupees per Kilogram	Minimum rate per AWB
f)	- Newspaper and TV reel consignments		
g)	- Human remains, Coffin including unaccompanied baggage of Deceased and Human Eyes etc.		
C1.1	Courier cargo facilitation		
C1.2	X-ray charges		
C1.3	Demurrage Charges		
	- Free Period		
	- 4th day to 10th day		
	- 11th day to 20th day		
	- 21st day to 30th day		
	- Beyond 30 days		
C2.	Outcoming Courier Charges -- International	Outbound (Import) PER KG.	MINIMUM Charge per Bag
C2.1	Courier cargo facilitation		
C2.2	X-ray charges		
C2.3	Demurrage Charges		
	- Free Period		
	- day to day		
	- day to day		
	- day to day		
	- Beyond days		

1/21

Type of Cargo	Transshipment Cargo/Carriage	Rate in Rupees per Kilogram	
		Rate Per Kg	Minimum rate per AWB
D.	Transshipment Cargo/Carriage		
D1.	Transshipment charges-international to international		
D1.1	General Cargo		
D1.2	Special Cargo/DGR/Valuable/Perishable/Pharma		
D1.3	Documentation Fee		
D2.	Transshipment charges-international to domestic		
D2.1	General Cargo		
D2.2	Special/Sensitive Cargo		
D2.3	DGR/Valuable/Perishable/Pharma		
D2.4	Documentation Fee		
D3.	Transshipment charges-domestic to domestic		
D3.1	General Cargo		
D3.2	Special/Sensitive Cargo		
D3.3	DGR/Valuable/Perishable/Pharma		
D3.4	Documentation Fee		
E.	Customs Cost Recovery Charges	Rate Per Kg.	
E1	components of customs cargo recovery charges		
F.	EDI/IT Services (GMAX,WIPRO,SITA etc.)	Minimum rate per AWB	
F1	EDI/IT Services (GMAX,WIPRO,SITA etc.)		
G.	***Others Charges, if any	Minimum rate per Kg/AWB	

722-

Type of Cargo	Others Charges, if any	Rate in Rupees per Kilogram	Minimum rate per AWB
G1			

— 123 —

Form F14(b)-Landing Charges

Year	2016-2017	2016-2017	2017-2018	2017-2018	2018-2019	2018-2019	2019-2020	2019-2020	2020-2021	2020-2021
Upto 100 Mt	0.00	0.00	0.00	0.00	0.00	0.00	0.00	0.00	0.00	0.00
Above 200 Mt	0.00	0.00	0.00	0.00	0.00	0.00	0.00	0.00	0.00	0.00

-124-

Form F14(b)-Other Charges**2016-2017**

Standardization of Tariff Card for Airport Operator		
Fuel Throughput Charges	Rate Per Kilo Litre	
Fuel Throughput Charges	0.00	
Passenger Service Fee (PSF) - Facilitation / User Development Fee (UDF)	Rate per embarking passenger	
Domestic Passenger	0.00	
International Passenger	0.00	
Note:		
Aerobridge Charges (Passenger Boarding Bridges)	Rate Per International flight	Rate Per Domestic flight
Aerobridge Charges	0.00	0.00
Cute Counter Charges / CUSS / BRS / Common Infrastructure Charges	Rate Per Departing Flight	
Domestic	0.00	
International	0.00	
Extension of Service Hours (Airport) [Watch Hours]	Rate (In INR) Per Hour Per Aircraft	
Domestic	0.00	
International	0.00	
Others Charges	0.00	

2017-2018

- 125 -

Standardization of Tariff Card for Airport Operator	
Fuel Throughput Charges	Rate Per Kilo Litre
Fuel Throughput Charges	
Passenger Service Fee (PSF) - Facilitation / User Development Fee (UDF)	Rate per embarking passenger
Domestic Passenger	
International Passenger	
Note:	
Aerobridge Charges (Passenger Boarding Bridges)	Rate Per International flight
Aerobridge Charges	Rate Per Domestic flight:
Cute Counter Charges / CUSS / BRS / Common Infrastructure Charges	Rate Per Departing Flight
Domestic	
International	
Extension of Service Hours (Airport) [Watch Hours]	Rate (In INR) Per Hour Per Aircraft
Domestic	
International	
Others Charges	
2018-2019	
Standardization of Tariff Card for Airport Operator	
Fuel Throughput Charges	Rate Per Kilo Litre
Fuel Throughput Charges	

-25-

Standardization of Tariff Card for Airport Operator	
Passenger Service Fee (PSF) - Facilitation / User Development Fee (UDF)	Rate per embarking passenger
Domestic Passenger	
International Passenger	
Note:	
Aerobridge Charges (Passenger Boarding Bridges)	Rate Per International flight Rate Per Domestic flight
Aerobridge Charges	
Cute Counter Charges / CUSS / BRS / Common Infrastructure Charges	Rate Per Departing Flight
Domestic	
International	
Extension of Service Hours (Airport) [Watch Hours]	Rate (In INR) Per Hour Per Aircraft
Domestic	
International	
Others Charges	
2019-2020	
Standardization of Tariff Card for Airport Operator	
Fuel Throughput Charges	Rate Per Kilo Litre
Fuel Throughput Charges	
Passenger Service Fee (PSF) - Facilitation / User Development Fee (UDF)	Rate per embarking passenger
Domestic Passenger	

1271

Standardization of Tariff Card for Airport Operator		
International Passenger		
Note:		
Aerobridge Charges (Passenger Boarding Bridges)	Rate Per International flight	Rate Per Domestic flight
Aerobridge Charges		
Cute Counter Charges / CUSS / BRS / Common Infrastructure Charges	Rate Per Departing Flight	
Domestic		
International		
Extension of Service Hours (Airport) [Watch Hours]	Rate (In INR) Per Hour Per Aircraft	
Domestic		
International		
Others Charges		
2020-2021		
Standardization of Tariff Card for Airport Operator		
Fuel Throughput Charges	Rate Per Kilo Litre	
Fuel Throughput Charges		
Passenger Service Fee (PSF) - Facilitation / User Development Fee (UDF)	Rate per embarking passenger	
Domestic Passenger		
International Passenger		
Note:		
Aerobridge Charges (Passenger Boarding Bridges)	Rate Per International flight	Rate Per Domestic flight

128

Standardization of Tariff Card for Airport Operator	
Aerobridge Charges	
Cute Counter Charges / CUSS / BRS / Common Infrastructure Charges	Rate Per Departing Flight
Domestic	
International	
Extension of Service Hours (Airport) [Match Hours]	Rate (In INR) Per Hour Per Aircraft
Domestic	
International	
Others Charges	

129

Form F14(b)-Parking & Housing Fee

Year	2016-2017	2016-2017	2017-2018	2017-2018	2018-2019	2018-2019	2019-2020	2019-2020	2020-2021	2020-2021
Rate Proposed	Parking Charges Rates per Hour	Housing Charges Rates per Hour	Parking Charges Rates per Hour	Housing Charges Rates per Hour	Parking Charges Rates per Hour	Housing Charges Rates per Hour	Parking Charges Rates per Hour	Housing Charges Rates per Hour	Parking Charges Rates per Hour	Housing Charges Rates per Hour
Upto 100 Mt	0.00	0.00	0.00	0.00	0.00	0.00	0.00	0.00	0.00	0.00
Above 200 Mt	0.00	0.00	0.00	0.00	0.00	0.00	0.00	0.00	0.00	0.00

131

Form F15: Annual Tariff Proposal for Tariff Year (Only for ISP)

Financial Year	2014-2015	2015-2016	2016-2017	2017-2018	2018-2019	2019-2020	2020-2021
Yield Per Passenger	0.00	0.00	0.00	0.00	0.00	0.00	0.00
Actual WPI During The Year	0.00	0.00	0.00	0.00	0.00	0.00	0.00
Actual Maximum Allowed Yield Per Passenger	0.00	0.00	0.00	0.00	0.00	0.00	0.00
Security Operating Cost Correction Term	0.00	0.00	0.00	0.00	0.00	0.00	0.00
Other Mandated Operating Cost Correction Term	0.00	0.00	0.00	0.00	0.00	0.00	0.00
Statutory Cost Operating Correction Term	0.00	0.00	0.00	0.00	0.00	0.00	0.00
Forecast Error Correction Term	0.00	0.00	0.00	0.00	0.00	0.00	0.00
Recovery Error Correction Term	0.00	0.00	0.00	0.00	0.00	0.00	0.00
Actual Yield Per Passenger	0.00	0.00	0.00	0.00	0.00	0.00	0.00
Revenues Subject To Yield Cap	0.00	0.00	0.00	0.00	0.00	0.00	0.00
Volumes	0.00	0.00	0.00	0.00	0.00	0.00	0.00
Over Recovery Of Allowed Yield Error Correction	0.00	0.00	0.00	0.00	0.00	0.00	0.00

231

Form F16: Performance Report for the Tariff Year (Only for ISP)

Financial Year	2014-2015	2015-2016	2016-2017	2017-2018	2018-2019	2019-2020	2020-2021
Total Revenue From Regulated Services (1)	405.91	345.28	436.61	537.05	660.68	812.44	999.50
Total Revenue From Services Other Than Regulated Services (2)	33.75	40.71	50.89	63.62	79.52	99.40	124.25
Operating Expenditure (3)	368.20	298.33	376.15	448.15	535.00	639.78	766.61
Depreciation (4)	31.78	27.39	25.51	23.56	138.86	177.35	151.57
Total Expenditure (3) + (4) = (5)	399.98	325.72	401.66	471.71	673.86	817.13	918.18
Regulatory Operating Profit (1) + (2) - (5) = (6)	39.68	60.27	85.84	128.96	66.34	94.71	205.57
Capital Expenditure (7)	0.00	0.00	0.00	0.00	1000.00	500.00	0.00
Opening Regulatory Asset Base (RAB) (8)	0.00	0.00	614.64	589.13	565.57	1426.71	1426.71
Disposals/ Transfers (9)	0.00	0.00	0.00	0.00	0.00	0.00	0.00
Closing Regulatory Asset Base (RAB) (7) + (8) - (4) - (9) = (10)	-31.78	-27.39	589.13	565.57	1426.71	1749.36	1597.79
Average Regulatory Asset Base (RAB) [(8) + (10)]/2 = (11)	-15.89	-13.70	601.89	577.35	996.14	1588.04	1673.58
FRoR %	0.00	0.00	12.00	12.00	12.00	12.00	12.00
Return On Average Regulatory Asset Base Based On FRoR% (RAB)	0.00	0.00	72.23	69.28	119.54	190.56	200.83
Return On Average RAB	-249.72	-440.09	14.26	22.34	6.66	5.96	12.28
Corporate Tax On Return On Regulatory Asset Base (RAB) (13)	13.15	19.98	1.45	18.92	0.00	9.89	50.46

-132-

Financial Year	2014-2015	2015-2016	2016-2017	2017-2018	2018-2019	2019-2020	2020-2021
ARRI (3)+(4)+(12)+(13)-(2)=14	379.38	304.99	424.45	496.29	713.88	918.18	1045.22
Total Cargo Volume	23489.00	13418.00	14754.00	15781.00	16881.53	18051.53	19311.00
Required Yield Cargo	0.02	0.02	0.03	0.03	0.04	0.05	0.05
Present Yield Cargo	0.02	0.03	0.03	0.03	0.04	0.05	0.05
Total Fuel Throughput/ Into Plane Volume	0.00	0.00	0.00	0.00	0.00	0.00	0.00
Required Yield Fuel Throughput	0.00	0.00	0.00	0.00	0.00	0.00	0.00
Present Yield Fuel Throughput	0.00	0.00	0.00	0.00	0.00	0.00	0.00
Total Aircraft Traffic Movement	0.00	0.00	0.00	0.00	0.00	0.00	0.00
Required Yield ATM	0.00	0.00	0.00	0.00	0.00	0.00	0.00
Present Yield ATM	0.00	0.00	0.00	0.00	0.00	0.00	0.00

133-

Form F17 Revenue from Regulated Services recovered during the Tariff year (Only for ISP)

Financial Year	2014-2015	2015-2016	2016-2017	2017-2018	2018-2019	2019-2020	2020-2021
Throughput Charges	0.00	0.00	0.00	0.00	0.00	0.00	0.00
Ground Handling Charges	0.00	0.00	0.00	0.00	0.00	0.00	0.00
Cargo Revenue	405.91	345.28	436.61	537.05	660.68	812.44	999.50
Into Plain Services	0.00	0.00	0.00	0.00	0.00	0.00	0.00
Total Revenue From Tariff	405.91	345.28	436.61	537.05	660.68	812.44	999.50

-134-

Form F18 Revenue from Services other than Regulated Services recovered during the Tariff year (Only for ISP)

Financial Year	2014-2015	2015-2016	2016-2017	2017-2018	2018-2019	2019-2020	2020-2021
Revenue From Services Other Than Regulated Services 1	33.75	40.71	50.89	63.62	79.52	99.40	124.25
Revenue From Services Other Than Regulated Services 2	0.00	0.00	0.00	0.00	0.00	0.00	0.00
Revenue From Services Other Than Regulated Services 3	0.00	0.00	0.00	0.00	0.00	0.00	0.00
Revenue From Services Other Than Regulated Services 4	0.00	0.00	0.00	0.00	0.00	0.00	0.00
Total Revenue From Services Other	33.75	40.71	50.89	63.62	79.52	99.40	124.25

-135-

Form F19 Operating Expenditure incurred during the Tariff Year (Only for ISP)

Financial Year	2014-2015	2015-2016	2016-2017	2017-2018	2018-2019	2019-2020	2020-2021
Payroll Related Expenditure And Provision	113.17	102.52	114.70	128.50	144.14	161.89	182.10
Admin & General Expenses	120.84	103.79	123.18	150.44	183.77	224.45	274.26
Repair & Maintenance Expenditure	15.67	11.72	14.07	16.88	20.25	24.31	29.17
Utilities & Outsourcing Expenses	14.85	12.55	15.06	18.08	21.69	26.03	31.23
Other Outflows	103.67	67.75	109.14	134.25	165.15	203.09	249.85
Other 1	0.00	0.00	0.00	0.00	0.00	0.00	0.00
Other 2	0.00	0.00	0.00	0.00	0.00	0.00	0.00
Other 3	0.00	0.00	0.00	0.00	0.00	0.00	0.00
Other 4	0.00	0.00	0.00	0.00	0.00	0.00	0.00
Total Operating And Maintenance Expenditure	368.20	298.34	376.15	448.15	535.00	639.77	766.61

-134-

Form F20 Reconciliation Statement for the Tariff Year (Only for ISP)

Financial Year	2014-2015	2015-2016	2016-2017	2017-2018	2018-2019	2019-2020	2020-2021
Revenue From Regulated Services	405.91	345.28	436.61	537.05	660.68	812.44	999.50
Revenue From Other Than Regulated Services	33.75	40.71	50.89	63.62	79.52	99.40	124.25
Total Revenue	439.67	386.00	487.50	600.67	740.20	911.84	1123.75
Pay Roll Costs	113.17	102.52	114.70	128.50	144.14	161.89	182.10
Repair And Maintenance	15.67	11.72	14.07	16.88	20.25	24.31	29.17
Con Of Stores And Spares	0.00	0.00	0.00	0.00	0.00	0.00	0.00
Electricity And Water Charges	14.85	12.55	15.06	18.08	21.69	26.03	31.23
Admin And Other Expenses	120.84	103.79	123.18	150.44	183.78	224.46	274.26
Other Outflows	103.67	67.75	109.14	134.25	165.15	203.09	249.85
Total Operating Expenditure	368.20	298.33	376.15	448.15	535.01	639.78	766.61
Profit Before Depreciation	71.46	87.66	111.35	152.52	205.19	272.07	357.14
Depreciation And Amortisation	31.78	27.39	25.50	23.56	138.84	177.33	151.57
Earning Before Interest And Taxation	39.68	60.28	4.39	57.08	-7.29	29.83	152.24
Total Interest And Finance Charges	0.00	0.00	81.46	71.88	73.64	64.90	53.34
Profit Loss Before Tax	39.68	60.28	65.26	153.47	148.12	360.80	619.40
Tax	13.15	19.98	1.45	18.92	0.00	9.89	50.47
Profit Loss After Tax	26.53	40.30	63.81	134.55	148.12	350.91	568.93
Balance Carried To Balance Sheet	26.53	40.30	63.81	134.55	148.12	350.91	568.93
Adjustment To Reconcile As Per Statutory Accounts	0.00	0.00	0.00	0.00	0.00	0.00	0.00

- 137 -

Financial Year	2014-2015	2015-2016	2016-2017	2017-2018	2018-2019	2019-2020	2020-2021
Operating Profit As Per Statutory Accounts	26.53	40.30	63.81	134.55	148.12	350.91	568.93

-138-

Form F21 Regulatory Asset Base (RAB) reconciliation Statement (Only for ISP)

Financial Year	2014-2015	2015-2016	2016-2017	2017-2018	2018-2019	2019-2020	2020-2021
Net Fixed Assets As Per The Statutory Accounts	0.00	0.00	0.00	0.00	0.00	0.00	0.00
Difference Between Net Fixed Asset And Rab	0.00	0.00	0.00	0.00	0.00	0.00	0.00
Difference Depreciation Regulatory Depreciation	0.00	0.00	0.00	0.00	0.00	0.00	0.00
Intercompany Transfers	0.00	0.00	0.00	0.00	0.00	0.00	0.00
Revaluation In Statutory Accounts	0.00	0.00	0.00	0.00	0.00	0.00	0.00
Reconciliation Adjustment 1	0.00	0.00	0.00	0.00	0.00	0.00	0.00
Reconciliation Adjustment 2	0.00	0.00	0.00	0.00	0.00	0.00	0.00
Other 1	0.00	0.00	0.00	0.00	0.00	0.00	0.00
Other 2	0.00	0.00	0.00	0.00	0.00	0.00	0.00
Closing Rab	0.00	0.00	0.00	0.00	0.00	0.00	0.00

ATP

BEFORE THE AIRPORTS ECONOMIC REGULATORY AUTHORITY OF INDIA

AT NEW DELHI

SUBMISSION OF PROPOSAL OF DETERMINATION OF ANNUAL TARIFF FOR AND ON BEHALF OF:

M/s

I, Saji Basheer aged 45 resident of St. Josephs Press Building, Cotton Hill, Trivandrum acting in my official capacity as ISP in M/s Kerala State Industrial Enterprises Ltd. having its registered office at St. Josephs Press Building, Cotton Hill, Trivandrum do hereby state and affirm as under that:

1. That I am authorized to act for and on behalf of M/s Kerala State Industrial Enterprises Ltd. in the matter of making submission before the Airports Economic Regulatory Authority of India, New Delhi ('the Authority')
2. I am competent to make this submission before the authority
3. I am making the submission in any official capacity and the facts stated herein are based on official records
4. The contents of the Annual tariff proposal submission which include inter alia (i) Estimated Maximum Allowed Yield per unit and the proposed detailed break-up of Tariff(s) (in the context to Estimated Maximum Allowed Yield per Unit Where determined by the authority) where the authority has specified a price cap approach for the duration of the Control period pursuant to clause 3.2

OR

Proposed detailed breakup of Tariff(s) based on Clause 11.2 Where the Authority has specified a light touch approach for the duration of control period pursuant to clause 3.2 (~~strikeout whichever is not applicable~~) and (ii) Justification are correct and true to my knowledge and belief and nothing material has been concealed from.

Sd/

Place

Date: 25-05-2016

141

Form F14(b)-Cargo Domestic

Domestic Outbound Cargo Terminal Storage And Processing Charges

Year	2016-2017		2017-2018		2018-2019		2019-2020		2020-2021	
	Rate in Rupees per Kilogram	Minimum rate per AWB	Rate in Rupees per Kilogram	Minimum rate per AWB	Rate in Rupees per Kilogram	Minimum rate per AWB	Rate in Rupees per Kilogram	Minimum rate per AWB	Rate in Rupees per Kilogram	Minimum rate per AWB
General Type	0.00	0.00	0.00	0.00	0.00	0.00	0.00	0.00	0.00	0.00
Special/Sensitive Cargo	0.00	0.00	0.00	0.00	0.00	0.00	0.00	0.00	0.00	0.00
Pharma Items	0.00	0.00	0.00	0.00	0.00	0.00	0.00	0.00	0.00	0.00
Live Animals	0.00	0.00	0.00	0.00	0.00	0.00	0.00	0.00	0.00	0.00
Hazardous Dangerous Goods	0.00	0.00	0.00	0.00	0.00	0.00	0.00	0.00	0.00	0.00
Valuable Goods	0.00	0.00	0.00	0.00	0.00	0.00	0.00	0.00	0.00	0.00
Perishable	0.00	0.00	0.00	0.00	0.00	0.00	0.00	0.00	0.00	0.00
Newspaper And Tv Reel	0.00	0.00	0.00	0.00	0.00	0.00	0.00	0.00	0.00	0.00
Consignments										
Human Remains, Coffin Including Unaccompanied Baggage Of Deceased And Human Eyes Etc.	0.00	0.00	0.00	0.00	0.00	0.00	0.00	0.00	0.00	0.00
Others	0.00	0.00	0.00	0.00	0.00	0.00	0.00	0.00	0.00	0.00

Domestic Outbound Cargo Demurrage Charges

Year	2016-2017		2017-2018		2018-2019		2019-2020		2020-2021	
	Rate in Rupees per Kilogram	Minimum rate per AWB	Rate in Rupees per Kilogram	Minimum rate per AWB	Rate in Rupees per Kilogram	Minimum rate per AWB	Rate in Rupees per Kilogram	Minimum rate per AWB	Rate in Rupees per Kilogram	Minimum rate per AWB
General Type	0.00	0.00	0.00	0.00	0.00	0.00	0.00	0.00	0.00	0.00
Special/Sensitive Cargo	0.00	0.00	0.00	0.00	0.00	0.00	0.00	0.00	0.00	0.00

-143-

Year	2016-2017		2017-2018		2018-2019		2019-2020		2020-2021	
	Rate	Minimum rate per AWB	Rate in Rupees per Kilogram	Minimum rate per AWB	Rate in Rupees per Kilogram	Minimum rate per AWB	Rate in Rupees per Kilogram	Minimum rate per AWB	Rate in Rupees per Kilogram	Minimum rate per AWB
Pharma Items	0.00	0.00	0.00	0.00	0.00	0.00	0.00	0.00	0.00	0.00
Live Animals	0.00	0.00	0.00	0.00	0.00	0.00	0.00	0.00	0.00	0.00
Hazardous Dangerous Goods	0.00	0.00	0.00	0.00	0.00	0.00	0.00	0.00	0.00	0.00
Valuable Goods	0.00	0.00	0.00	0.00	0.00	0.00	0.00	0.00	0.00	0.00
Perishable	0.00	0.00	0.00	0.00	0.00	0.00	0.00	0.00	0.00	0.00
Newspaper And Tv Reel	0.00	0.00	0.00	0.00	0.00	0.00	0.00	0.00	0.00	0.00
Consignments										
Human Remains, Coffin Including Unaccompanied Baggage Of Deceased And Human Eyes Etc.	0.00	0.00	0.00	0.00	0.00	0.00	0.00	0.00	0.00	0.00
Others	0.00	0.00	0.00	0.00	0.00	0.00	0.00	0.00	0.00	0.00

Domestic Inbound Cargo Terminal Storage And Processing Charges

Year	2016-2017		2017-2018		2018-2019		2019-2020		2020-2021	
	Rate	Minimum rate per AWB	Rate in Rupees per Kilogram	Minimum rate per AWB	Rate in Rupees per Kilogram	Minimum rate per AWB	Rate in Rupees per Kilogram	Minimum rate per AWB	Rate in Rupees per Kilogram	Minimum rate per AWB
General Type	0.00	0.00	0.00	0.00	0.00	0.00	0.00	0.00	0.00	0.00
Special/Sensitive Cargo	0.00	0.00	0.00	0.00	0.00	0.00	0.00	0.00	0.00	0.00
Pharma Items	0.00	0.00	0.00	0.00	0.00	0.00	0.00	0.00	0.00	0.00
Live Animals	0.00	0.00	0.00	0.00	0.00	0.00	0.00	0.00	0.00	0.00
Hazardous Dangerous Goods	0.00	0.00	0.00	0.00	0.00	0.00	0.00	0.00	0.00	0.00
Valuable Goods	0.00	0.00	0.00	0.00	0.00	0.00	0.00	0.00	0.00	0.00
Perishable	0.00	0.00	0.00	0.00	0.00	0.00	0.00	0.00	0.00	0.00
Newspaper And Tv Reel	0.00	0.00	0.00	0.00	0.00	0.00	0.00	0.00	0.00	0.00

Year	2016-2017		2017-2018		2018-2019		2019-2020		2020-2021	
	Rate in Rupees per Kilogram	Minimum rate per AWB	Rate in Rupees per Kilogram	Minimum rate per AWB	Rate in Rupees per Kilogram	Minimum rate per AWB	Rate in Rupees per Kilogram	Minimum rate per AWB	Rate in Rupees per Kilogram	Minimum rate per AWB
Consignments										
Human Remains, Coffin Including Unaccompanied Baggage Of Deceased And Human Eyes Etc.	0.00	0.00	0.00	0.00	0.00	0.00	0.00	0.00	0.00	0.00
Others	0.00	0.00	0.00	0.00	0.00	0.00	0.00	0.00	0.00	0.00

Domestic Inbound Cargo Demurrage Charges

Year	2016-2017		2017-2018		2018-2019		2019-2020		2020-2021	
	Rate in Rupees per Kilogram	Minimum rate per AWB	Rate in Rupees per Kilogram	Minimum rate per AWB	Rate in Rupees per Kilogram	Minimum rate per AWB	Rate in Rupees per Kilogram	Minimum rate per AWB	Rate in Rupees per Kilogram	Minimum rate per AWB
General Type	0.00	0.00	0.00	0.00	0.00	0.00	0.00	0.00	0.00	0.00
Special/Sensitive Cargo	0.00	0.00	0.00	0.00	0.00	0.00	0.00	0.00	0.00	0.00
Pharma Items	0.00	0.00	0.00	0.00	0.00	0.00	0.00	0.00	0.00	0.00
Live Animals	0.00	0.00	0.00	0.00	0.00	0.00	0.00	0.00	0.00	0.00
Hazardous Dangerous Goods	0.00	0.00	0.00	0.00	0.00	0.00	0.00	0.00	0.00	0.00
Valuable Goods	0.00	0.00	0.00	0.00	0.00	0.00	0.00	0.00	0.00	0.00
Perishable	0.00	0.00	0.00	0.00	0.00	0.00	0.00	0.00	0.00	0.00
Newspaper And Tv Reel	0.00	0.00	0.00	0.00	0.00	0.00	0.00	0.00	0.00	0.00
Consignments										
Human Remains, Coffin Including Unaccompanied Baggage Of Deceased And Human Eyes Etc.	0.00	0.00	0.00	0.00	0.00	0.00	0.00	0.00	0.00	0.00
Others	0.00	0.00	0.00	0.00	0.00	0.00	0.00	0.00	0.00	0.00

BEFORE THE AIRPORTS ECONOMIC REGULATORY AUTHORITY OF INDIA

AT NEW DELHI

SUBMISSION OF PROPOSAL OF DETERMINATION OF ANNUAL TARIFF FOR AND ON BEHALF OF:

M/s

1. Saji Basheer aged 45 resident of St. Josephs Press Building, Cotton Hill, Irivandrum acting in my official capacity as ISP in M/s Kerala State Industrial Enterprises Ltd. having its registered office at St. Josephs Press Building, Cotton Hill, Irivandrum do hereby state and affirm as under that:

1. That I am authorized to act for and on behalf of M/s Kerala State Industrial Enterprises Ltd. in the matter of making submission before the Airports Economic Regulatory Authority of India, New Delhi ('the Authority')
2. I am competent to make this submission before the authority
3. I am making the submission in any official capacity and the facts stated herein are based on official records
4. The contents of the Annual tariff proposal submission which include inter alia (i) Estimated Maximum Allowed yield per unit and the proposed detailed break-up of Tariff(s) (in the context to Estimated Maximum Allowed Yield per Unit Where determined by the authority) where the authority has specified a price cap approach for the duration of the Control period pursuant to clause 3.2

OR

Proposed detailed breakup of Tariff(s) based on Clause 11.2 Where the Authority has specified a light touch approach for the duration of control period pursuant to clause 3.2 (~~strikeout whichever is not applicable~~) and (ii) Justification are correct and true to my knowledge and belief and nothing material has been concealed from.

Sd/

Place

Date: 25-05-2016

- 145 -

-146-

Form F14(b)-Cargo International

2016-2017

Type of Cargo	Rate in Rupees per Kilogram	Minimum rate per AWB
A.	Export Cargo	
A1.	Terminal, Storage and Processing Charges	
A1.1	General	150.00
A1.2	Special Cargo	
a.	- Pharma items	0.00
b)	- Live Animals	0.00
c)	- Hazardous/ Dangerous Goods	0.00
d)	- Valuable Goods**	6.00
e)	- Perishable	0.70
f)	- Newspaper and TV reel consignments	0.70
g)	- Human remains, Coffin including unaccompanied baggage of Deceased and Human Eyes etc.	0.00
A2.	X-Ray Charges	
A2.1	X-Ray Machine charges	1.50
A2.2	X-Ray Certification charges	0.00
A2.3	Certification for Dangerous goods	0.00
A3.	Demurrage Charges----Export Cargo	
A3.1	General	0.80
		150.00



Airports Economic Regulatory Authority of India

Type of Cargo	Special Cargo	Rate in Rupees per Kilogram	Minimum rate per AWB
A3.2			
a.	- Pharma items	0.00	0.00
b)	- Live Animals	0.00	0.00
c)	- Hazardous/ Dangerous Goods	0.00	0.00
d)	- Valuable Goods**	10.00	1500.00
e)	- Perishable	0.70	100.00
f)	- Newspaper and TV reel consignments	0.70	100.00
g)	- Human remains, Coffin including unaccompanied baggage of Deceased and Human Eyes etc.	0.00	0.00
A4.	Cargo Handling Charges		
A4	Palletisation/ Containerisation/Unitisation/Staffing Charges	Rate per Kg	Rate per Pallet
A4.1	General	0.50	30.00
A4.2	Special Cargo		
a.	- Pharma items	0.00	0.00
b)	- Live Animals	0.00	0.00
c)	- Hazardous/ Dangerous Goods	0.00	0.00
d)	- Valuable Goods**	0.00	0.00
e)	- Perishable	0.00	0.00
f)	- Newspaper and TV reel consignments	0.00	0.00
g)	- Human remains, Coffin including	0.00	0.00

- 147 -

-145-

Type of Cargo		Rate in Rupees per Kilogram	Minimum rate per AWB
	unaccompanied baggage of Deceased and Human Eyes etc.		
A5.	Documentation Fees	Rs Per AWB	Minimum per Flight
A5.1	Cargo Documentation fees for Manifesto/filing etc	0.00	0.00
B.	Import Cargo		
B1.	Terminal, Storage and Processing Charges	Rate in Rupees per Kilogram	Minimum rate per AWB
B1.1	General	4.00	185.00
B1.2	Special Cargo		
a.	- Pharma items	0.00	0.00
b)	- Live Animals	0.00	0.00
c)	- Hazardous/ Dangerous Goods	0.00	0.00
d)	- Valuable Goods**	6.00	1000.00
e)	- Perishable	0.00	0.00
f)	- Newspaper and TV reel consignments	0.00	0.00
g)	- Human remains, Coffin including unaccompanied baggage of Deceased and Human Eyes etc.	0.00	0.00
B2.	Cargo Handling Charges		
B2.	DePalletisation/ Destaffing/DeContainerisation/DeUnitisation Charges	Rate per Kg	Rate per Pallet
B2.1	General	0.50	30.00
B1.2	Special Cargo		

Type of Cargo		Rate in Rupees per Kilogram	Minimum rate per AWB
a.	- Pharma items	0.00	0.00
b)	- Live Animals	0.00	0.00
c)	- Hazardous/ Dangerous Goods	0.00	0.00
d)	- Valuable Goods**	0.00	0.00
e)	- Perishable	0.00	0.00
f)	- Newspaper and TV reel consignments	0.00	0.00
g)	- Human remains, Coffin including unaccompanied baggage of Deceased and Human Eyes etc.	0.00	0.00
B3.	Demurrage Charges----Import Cargo		Minimum rate per AWB
B3.1	General	1.25	265.00
B3.2	Special Cargo		
a.	- Pharma items	0.00	0.00
b)	- Live Animals	0.00	0.00
c)	- Hazardous/ Dangerous Goods	0.00	0.00
d)	- Valuable Goods**	10.00	1500.00
e)	- Perishable	0.00	0.00
f)	- Newspaper and TV reel consignments	0.00	0.00
g)	- Human remains, Coffin including unaccompanied baggage of Deceased and Human Eyes etc.	0.00	0.00
C1.1	Courier cargo facilitation	0.00	0.00

Type of Cargo		Rate in Rupees per Kilogram	Minimum rate per AWB
C1.2	X-ray charges	0.00	0.00
C1.3	Demurrage Charges		
	- Free Period	0.00	
	- 4th day to 10th day	0.00	
	- 11th day to 20th day	0.00	
	- 21st day to 30th day	0.00	
	- Beyond 30 days	0.00	
C2.	Outcoming Courier Charges -- International	Outbound (Import) PER KG.	MINIMUM Charge per Bag
C2.1	Courier cargo facilitation	0.00	0.00
C2.2	X-ray charges	0.00	0.00
C2.3	Demurrage Charges		
	- Free Period	0.00	
	- day to day	0.00	
	- day to day	0.00	
	- day to day	0.00	
	- Beyond days	0.00	
D.	Transhipment Cargo/Carting	Rate Per Kg	Minimum per AWB
D1.	Transhipment charges-international to international		
D1.1	General Cargo	3.00	250.00
D1.2	Special Cargo/DGR/Valuable/Perishable/Pharma	0.00	0.00

-150-

Type of Cargo		Rate in Rupees per Kilogram	Minimum rate per AWB
D1.3	Documentation Fee	0.00	0.00
D2.	Transshipment charges-international to domestic		
D2.1	General Cargo	3.00	250.00
D2.2	Special/Sensitive Cargo	0.00	0.00
D2.3	DGR/Valuable/Perishable/Pharma	0.00	0.00
D2.4	Documentation Fee	0.00	0.00
D3.	Transshipment charges-domestic to domestic		
D3.1	General Cargo	0.00	0.00
D3.2	Special/Sensitive Cargo	0.00	0.00
D3.3	DGR/Valuable/Perishable/Pharma	0.00	0.00
D3.4	Documentation Fee	0.00	0.00
E.	Customs Cost Recovery Charges		
E1	components of customs cargo recovery charges	0.00	
F.	EDI/IT Services (GMAX,WIPRO,SITA etc.)		
F1	EDI/IT Services (GMAX,WIPRO,SITA etc.)	0.00	Minimum rate per AWB
G.	***Others Charges, if any		
G1	Others Charges, if any	0.00	Minimum rate per Kg/AWB
2017-2018			
Type of Cargo		Rate in Rupees per Kilogram	Minimum rate per AWB
A.	Export Cargo		

-151-

- 152 -

Type of Cargo	Terminal, Storage and Processing Charges	Rate in Rupees per Kilogram	Minimum rate per AWB
A1.			
A1.1	General		
A1.2	Special Cargo		
a.	- Pharma items		
b)	- Live Animals		
c)	- Hazardous/ Dangerous Goods		
d)	- Valuable Goods**		
e)	- Perishable		
f)	- Newspaper and TV reel consignments		
g)	- Human remains, Coffin including unaccompanied baggage of Deceased and Human Eyes etc.		
A2.	X-Ray Charges		
A2.1	X-Ray Machine charges		
A2.2	X-Ray Certification charges		
A2.3	Certification for Dangerous goods		
A3.	Demurrage Charges----Export Cargo		
A3.1	General		
A3.2	Special Cargo		
a.	- Pharma items		
b)	- Live Animals		
c)	- Hazardous/ Dangerous Goods		

Type of Cargo	Rate in Rupees per Kilogram	Minimum rate per AWB
d)	- Valuable Goods**	
e)	- Perishable	
f)	- Newspaper and TV reel consignments	
g)	- Human remains, Coffin including unaccompanied baggage of Deceased and Human Eyes etc.	
A4.	Cargo Handling Charges	
A4	Palletisation/ Containerisation/Unitisation/Staffing Charges	Rate per Pallet
A4.1	General	
A4.2	Special Cargo	
a.	- Pharma items	
b)	- Live Animals	
c)	- Hazardous/ Dangerous Goods	
d)	- Valuable Goods**	
e)	- Perishable	
f)	- Newspaper and TV reel consignments	
g)	- Human remains, Coffin including unaccompanied baggage of Deceased and Human Eyes etc.	
A5.	Documentation Fees	Rs Per AWB
A5.1	Cargo Documentation fees for Manifesto/filing etc	Minimum per Flight

-154-

Type of Cargo		Rate in Rupees per Kilogram	Minimum rate per AWB
B.	Import Cargo		
B1.	Terminal, Storage and Processing Charges	Rate in Rupees per Kilogram	Minimum rate per AWB
B1.1	General		
B1.2	Special Cargo		
a.	- Pharma items		
b)	- Live Animals		
c)	- Hazardous/ Dangerous Goods		
d)	- Valuable Goods**		
e)	- Perishable		
f)	- Newspaper and TV reel consignments		
g)	- Human remains, Coffin including unaccompanied baggage of Deceased and Human Eyes etc.		
B2.	Cargo Handling Charges		
B2.	DePalletisation/ Destaffing/DeContainerisation/DeUnitisation Charges	Rate per Kg	Rate per Pallet
B2.1	General		
B1.2	Special Cargo		
a.	- Pharma items		
b)	- Live Animals		
c)	- Hazardous/ Dangerous Goods		
d)	- Valuable Goods**		

Type of Cargo		Rate in Rupees per Kilogram	Minimum rate per AWB
e)	- Perishable		
f)	- Newspaper and TV reel consignments		
g)	- Human remains, Coffin including unaccompanied baggage of Deceased and Human Eyes etc.		
B3.	Demurrage Charges----Import Cargo		Minimum rate per AWB
B3.1	General		
B3.2	Special Cargo		
a.	- Pharma items		
b)	- Live Animals		
c)	- Hazardous/ Dangerous Goods		
d)	- Valuable Goods**		
e)	- Perishable		
f)	- Newspaper and TV reel consignments		
g)	- Human remains, Coffin including unaccompanied baggage of Deceased and Human Eyes etc.		
C1.1	Courier cargo facilitation		
C1.2	X-ray charges		
C1.3	Demurrage Charges		
	- Free Period		
	- 4th day to 10th day		

-156-

Type of Cargo		Rate in Rupees per Kilogram	Minimum rate per AWB
	- 11th day to 20th day		
	- 21st day to 30th day		
	- Beyond 30 days		
C2.	Outgoing Courier Charges -- International	Outbound (Import) PER KG.	MINIMUM Charge per Bag
C2.1	Courier cargo facilitation		
C2.2	X-ray charges		
C2.3	Demurrage Charges		
	- Free Period		
	- day to day		
	- day to day		
	- day to day		
	- Beyond days		
D.	Transhipment Cargo/Carting	Rate Per Kg	Minimum per AWB
D1.	Transhipment charges-international to international		
D1.1	General Cargo		
D1.2	Special Cargo/DGR/Valuable/Perishable/Pharma		
D1.3	Documentation Fee		
D2.	Transhipment charges-international to domestic		
D2.1	General Cargo		
D2.2	Special/Sensitive Cargo		

- 157 -

Type of Cargo		Rate in Rupees per Kilogram	Minimum rate per AWB
D2.3	DGR/Valuable/Perishable/Pharma		
D2.4	Documentation Fee		
D3.	Transhipment charges-domestic to domestic		
D3.1	General Cargo		
D3.2	Special/Sensitive Cargo		
D3.3	DGR/Valuable/Perishable/Pharma		
D3.4	Documentation Fee		
E.	Customs Cost Recovery Charges		
E1	components of customs cargo recovery charges	Rate Per Kg.	
F.	EDI/IT Services (GMAX,WIPRO,SITA etc.)		
F1	EDI/IT Services (GMAX,WIPRO,SITA etc.)	Minimum rate per AWB	
G.	***Others Charges, if any		
G1	Others Charges, if any	Minimum rate per Kg/AWB	

2018-2019

Type of Cargo		Rate in Rupees per Kilogram	Minimum rate per AWB
A.	Export Cargo		
A1.	Terminal, Storage and Processing Charges		
A1.1	General		
A1.2	Special Cargo		
a.	- Pharma items		

Type of Cargo		Rate in Rupees per Kilogram	Minimum rate per AWB
b)	- Live Animals		
c)	- Hazardous/ Dangerous Goods		
d)	- Valuable Goods**		
e)	- Perishable		
f)	- Newspaper and TV reel consignments		
g)	- Human remains, Coffin including unaccompanied baggage of Deceased and Human Eyes etc.		
A2.	X-Ray Charges		
A2.1	X-Ray Machine charges		
A2.2	X-Ray Certification charges		
A2.3	Certification for Dangerous goods		
A3.	Demurrage Charges-----Export Cargo		
A3.1	General		
A3.2	Special Cargo		
a.	- Pharma items		
b)	- Live Animals		
c)	- Hazardous/ Dangerous Goods		
d)	- Valuable Goods**		
e)	- Perishable		
f)	- Newspaper and TV reel consignments		
g)	- Human remains, Coffin including		

Type of Cargo	unaccompanied baggage of Deceased and Human Eyes etc.	Rate in Rupees per Kilogram	Minimum rate per AWB
A4.	Cargo Handling Charges		
A4	Palletisation/ Containerisation/Unitsation/Staffing Charges	Rate per Kg	Rate per Pallet
A4.1	General		
A4.2	Special Cargo		
a.	- Pharma items		
b)	- Live Animals		
c)	- Hazardous/ Dangerous Goods		
d)	- Valuable Goods**		
e)	- Perishable		
f)	- Newspaper and TV reel consignments		
g)	- Human remains, Coffin including unaccompanied baggage of Deceased and Human Eyes etc.		
A5.	Documentation Fees	Rs Per AWB	Minimum per Flight
A5.1	Cargo Documentation fees for Manifesto/filing etc		
B.	Import Cargo		
B1.	Terminal, Storage and Processing Charges	Rate in Rupees per Kilogram	Minimum rate per AWB
B1.1	General		
B1.2	Special Cargo		

-160-

Type of Cargo	Rate in Rupees per Kilogram	Minimum rate per AWB
a.	- Pharma items	
b)	- Live Animals	
c)	- Hazardous/ Dangerous Goods	
d)	- Valuable Goods**	
e)	- Perishable	
f)	- Newspaper and TV reel consignments	
g)	- Human remains, Coffin including unaccompanied baggage of Deceased and Human Eyes etc.	
B2.	Cargo Handling Charges	
B2.	DePalletisation/ Destaffing/DeContainerisation/DeUnitisation Charges	Rate per Pallet
B2.1	General	
B1.2	Special Cargo	
a.	- Pharma items	
b)	- Live Animals	
c)	- Hazardous/ Dangerous Goods	
d)	- Valuable Goods**	
e)	- Perishable	
f)	- Newspaper and TV reel consignments	
g)	- Human remains, Coffin including unaccompanied baggage of Deceased and	

Type of Cargo		Rate in Rupees per Kilogram	Minimum rate per AWB
	Human Eyes etc.		
B3.	Demurrage Charges----Import Cargo	Rate in Rupees per Kilogram	Minimum rate per AWB
B3.1	General		
B3.2	Special Cargo		
a.	- Pharma items		
b)	- Live Animals		
c)	- Hazardous/ Dangerous Goods		
d)	- Valuable Goods**		
e)	- Perishable		
f)	- Newspaper and TV reel consignments		
g)	- Human remains, Coffin including unaccompanied baggage of Deceased and Human Eyes etc.		
C1.1	Courier cargo facilitation		
C1.2	X-ray charges		
C1.3	Demurrage Charges		
	- Free Period		
	- 4th day to 10th day		
	- 11th day to 20th day		
	- 21st day to 30th day		
	- Beyond 30 days		
C2.	Outcoming Courier Charges -- International	Outbound (Import) PER KG.	MINIMUM Charge per Bag

-162-

Type of Cargo		Rate in Rupees per Kilogram	Minimum rate per AWB
C2.1	Courier cargo facilitation		
C2.2	X-ray charges		
C2.3	Demurrage Charges		
	- Free Period		
	- day to day		
	- day to day		
	- day to day		
	- Beyond days		
D.	Transhipment Cargo/Carting	Rate Per Kg	Minimum per AWB
D1.	Transhipment charges-international to international		
D1.1	General Cargo		
D1.2	Special Cargo/DGR/Valuable/Perishable/Pharma		
D1.3	Documentation Fee		
D2.	Transhipment charges-international to domestic		
D2.1	General Cargo		
D2.2	Special/Sensitive Cargo		
D2.3	DGR/Valuable/Perishable/Pharma		
D2.4	Documentation Fee		
D3.	Transhipment charges-domestic to domestic		
D3.1	General Cargo		

Type of Cargo	Special/Sensitive Cargo	Rate in Rupees per Kilogram	Minimum rate per AWB
D3.2	Special/Sensitive Cargo		
D3.3	DGR/Valuable/Perishable/Pharma		
D3.4	Documentation Fee		
E.	Customs Cost Recovery Charges	Rate Per Kg.	
E1	components of customs cargo recovery charges		
F.	EDI/IT Services (GMAX,WIPRO,SITA etc.)	Minimum rate per AWB	
F1	EDI/IT Services (GMAX,WIPRO,SITA etc.)		
G.	***Others Charges, if any	Minimum rate per Kg/AWB	
G1	Others Charges, if any		

2019-2020

Type of Cargo	Rate in Rupees per Kilogram	Minimum rate per AWB
A.	Export Cargo	
A1.	Terminal, Storage and Processing Charges	
A1.1	General	
A1.2	Special Cargo	
a.	- Pharma items	
b)	- Live Animals	
c)	- Hazardous/ Dangerous Goods	
d)	- Valuable Goods**	
e)	- Perishable	

- 183 -

Type of Cargo		Rate in Rupees per Kilogram	Minimum rate per AWB
f)	- Newspaper and TV reel consignments		
g)	- Human remains, Coffin including unaccompanied baggage of Deceased and Human Eyes etc.		
A2.	X-Ray Charges		
A2.1	X-Ray Machine charges		
A2.2	X-Ray Certification charges		
A2.3	Certification for Dangerous goods		
A3.	Demurrage Charges----Export Cargo		
A3.1	General		
A3.2	Special Cargo		
a.	- Pharma items		
b)	- Live Animals		
c)	- Hazardous/ Dangerous Goods		
d)	- Valuable Goods**		
e)	- Perishable		
f)	- Newspaper and TV reel consignments		
g)	- Human remains, Coffin including unaccompanied baggage of Deceased and Human Eyes etc.		
A4.	Cargo Handling Charges		
A4	Palletisation/ Containerisation/Unitisation/Staffing Charges	Rate per Kg	Rate per Pallet

- 165 -

Type of Cargo		Rate in Rupees per Kilogram	Minimum rate per AWB
A4.1	General		
A4.2	Special Cargo		
a.	- Pharma items		
b)	- Live Animals		
c)	- Hazardous/ Dangerous Goods		
d)	- Valuable Goods**		
e)	- Perishable		
f)	- Newspaper and TV reel consignments		
g)	- Human remains, Coffin including unaccompanied baggage of Deceased and Human Eyes etc.		
A5.	Documentation Fees	Rs Per AWB	Minimum per Flight
A5.1	Cargo Documentation fees for Manifesto/filing etc		
B.	Import Cargo		
B1.	Terminal, Storage and Processing Charges	Rate in Rupees per Kilogram	Minimum rate per AWB
B1.1	General		
B1.2	Special Cargo		
a.	- Pharma items		
b)	- Live Animals		
c)	- Hazardous/ Dangerous Goods		
d)	- Valuable Goods**		

- 166 -

Type of Cargo	Rate in Rupees per Kilogram	Minimum rate per AWB
e) - Perishable		
f) - Newspaper and TV reel consignments		
g) - Human remains, Coffin including unaccompanied baggage of Deceased and Human Eyes etc.		
B2. Cargo Handling Charges		
B2. DePalletisation/ Destaffing/DeContainerisation/DeUnitisation Charges	Rate per Kg	Rate per Pallet
B2.1 General		
B1.2 Special Cargo		
a. - Pharma items		
b) - Live Animals		
c) - Hazardous/ Dangerous Goods		
d) - Valuable Goods**		
e) - Perishable		
f) - Newspaper and TV reel consignments		
g) - Human remains, Coffin including unaccompanied baggage of Deceased and Human Eyes etc.		
B3. Demurrage Charges----Import Cargo	Rate in Rupees per Kilogram	Minimum rate per AWB
B3.1 General		
B3.2 Special Cargo		
a. - Pharma items		

Type of Cargo		Rate in Rupees per Kilogram	Minimum rate per AWB
b)	- Live Animals		
c)	- Hazardous/ Dangerous Goods		
d)	- Valuable Goods**		
e)	- Perishable		
f)	- Newspaper and TV reel consignments		
g)	- Human remains, Coffin including unaccompanied baggage of Deceased and Human Eyes etc.		
C1.1	Courier cargo facilitation		
C1.2	X-ray charges		
C1.3	Demurrage Charges		
	- Free Period		
	- 4th day to 10th day		
	- 11th day to 20th day		
	- 21st day to 30th day		
	- Beyond 30 days		
C2.	Outcoming Courier Charges -- International	Outbound (Import) PER KG.	MINIMUM Charge per Bag
C2.1	Courier cargo facilitation		
C2.2	X-ray charges		
C2.3	Demurrage Charges		
	- Free Period		

- 167 -

Type of Cargo		Rate in Rupees per Kilogram	Minimum rate per AWB
	- day to day		
	- day to day		
	- day to day		
	- Beyond days		
D.	Transhipment Cargo/Carting	Rate Per Kg	Minimum per AWB
D1.	Transhipment charges-international to international		
D1.1	General Cargo		
D1.2	Special Cargo/DGR/Valuable/Perishable/Pharma		
D1.3	Documentation Fee		
D2.	Transhipment charges-international to domestic		
D2.1	General Cargo		
D2.2	Special/Sensitive Cargo		
D2.3	DGR/Valuable/Perishable/Pharma		
D2.4	Documentation Fee		
D3.	Transhipment charges-domestic to domestic		
D3.1	General Cargo		
D3.2	Special/Sensitive Cargo		
D3.3	DGR/Valuable/Perishable/Pharma		
D3.4	Documentation Fee		
E.	Customs Cost Recovery Charges	Rate Per Kg.	

- 168 -

Type of Cargo	components of customs cargo recovery charges	Rate in Rupees per Kilogram	Minimum rate per AWB
E1			
F.	EDI/IT Services (GMAX,WIPRO,SITA etc.)	Minimum rate per AWB	
F1	EDI/IT Services (GMAX,WIPRO,SITA etc.)		
G.	***Others Charges, if any	Minimum rate per Kg/AWB	
G1	Others Charges, if any		
2020-2021			

Type of Cargo		Rate in Rupees per Kilogram	Minimum rate per AWB
A.	Export Cargo		
A1.	Terminal, Storage and Processing Charges		
A1.1	General		
A1.2	Special Cargo		
a.	- Pharma items		
b)	- Live Animals		
c)	- Hazardous/ Dangerous Goods		
d)	- Valuable Goods**		
e)	- Perishable		
f)	- Newspaper and TV reel consignments		
g)	- Human remains, Coffin including unaccompanied baggage of Deceased and Human Eyes etc.		
A2.	X-Ray Charges		



-170-

Type of Cargo	Rate in Rupees per Kilogram	Minimum rate per AWB
A2.1	X-Ray Machine charges	
A2.2	X-Ray Certification charges	
A2.3	Certification for Dangerous goods	
A3.	Demurrage Charges----Export Cargo	
A3.1	General	
A3.2	Special Cargo	
a.	- Pharma items	
b)	- Live Animals	
c)	- Hazardous/ Dangerous Goods	
d)	- Valuable Goods**	
e)	- Perishable	
f)	- Newspaper and TV reel consignments	
g)	- Human remains, Coffin including unaccompanied baggage of Deceased and Human Eyes etc.	
A4.	Cargo Handling Charges	
A4	Palletisation/ Containerisation/Unitisation/Staffing Charges	Rate per Pallet
A4.1	General	
A4.2	Special Cargo	
a.	- Pharma items	
b)	- Live Animals	

Type of Cargo	Rate in Rupees per Kilogram	Minimum rate per AWB
c)	- Hazardous/ Dangerous Goods	
d)	- Valuable Goods**	
e)	- Perishable	
f)	- Newspaper and TV reel consignments	
g)	- Human remains, Coffin including unaccompanied baggage of Deceased and Human Eyes etc.	
A5.	Documentation Fees	Minimum per Flight
A5.1	Cargo Documentation fees for Manifesto/filing etc	
B.	Import Cargo	
B1.	Terminal, Storage and Processing Charges	Minimum rate per AWB
B1.1	General	
B1.2	Special Cargo	
a.	- Pharma items	
b)	- Live Animals	
c)	- Hazardous/ Dangerous Goods	
d)	- Valuable Goods**	
e)	- Perishable	
f)	- Newspaper and TV reel consignments	
g)	- Human remains, Coffin including unaccompanied baggage of Deceased and Human Eyes etc.	

-172-

Type of Cargo	Cargo Handling Charges		Rate in Rupees per Kilogram	Minimum rate per AWB
	DePalletisation/ Destaffing/DeContainerisation/DeUnitisation Charges	General		
B2.				
B2.1				
B2.2				
a.	- Pharma items			
b)	- Live Animals			
c)	- Hazardous/ Dangerous Goods			
d)	- Valuable Goods**			
e)	- Perishable			
f)	- Newspaper and TV reel consignments			
g)	- Human remains, Coffin including unaccompanied baggage of Deceased and Human Eyes etc.			
B3.	Demurrage Charges----Import Cargo		Rate in Rupees per Kilogram	Minimum rate per AWB
B3.1	General			
B3.2	Special Cargo			
a.	- Pharma items			
b)	- Live Animals			
c)	- Hazardous/ Dangerous Goods			
d)	- Valuable Goods**			
e)	- Perishable			



- 173 -

Type of Cargo	Rate in Rupees per Kilogram	Minimum rate per AWB
f)	- Newspaper and TV reel consignments	
g)	- Human remains, Coffin including unaccompanied baggage of Deceased and Human Eyes etc.	
C1.1	Courier cargo facilitation	
C1.2	X-ray charges	
C1.3	Demurrage Charges	
	- Free Period	
	- 4th day to 10th day	
	- 11th day to 20th day	
	- 21st day to 30th day	
	- Beyond 30 days	
C2.	Outcoming Courier Charges -- International	Outbound (Import) PER KG.
C2.1	Courier cargo facilitation	MINIMUM Charge per Bag
C2.2	X-ray charges	
C2.3	Demurrage Charges	
	- Free Period	
	- day to day	
	- day to day	
	- day to day	
	- Beyond days	

-174-

Type of Cargo	Transshipment Cargo/Carting	Rate in Rupees per Kilogram	Minimum rate per AWB
D.	Transshipment charges-international to international	Rate Per Kg	Minimum per AWB
D1.	Transshipment charges-international to international		
D1.1	General Cargo		
D1.2	Special Cargo/DGR/Valuable/Perishable/Pharma		
D1.3	Documentation Fee		
D2.	Transshipment charges-international to domestic		
D2.1	General Cargo		
D2.2	Special/Sensitive Cargo		
D2.3	DGR/Valuable/Perishable/Pharma		
D2.4	Documentation Fee		
D3.	Transshipment charges-domestic to domestic		
D3.1	General Cargo		
D3.2	Special/Sensitive Cargo		
D3.3	DGR/Valuable/Perishable/Pharma		
D3.4	Documentation Fee		
E.	Customs Cost Recovery Charges	Rate Per Kg.	
E1	components of customs cargo recovery charges		
F.	EDI/IT Services (GMAX,WIPRO,SITA etc.)	Minimum rate per AWB	
F1	EDI/IT Services (GMAX,WIPRO,SITA etc.)		
G.	***Others Charges, if any	Minimum rate per Kg/AWB	



-175-

Type of Cargo	Others Charges, if any	Rate in Rupees per Kilogram	Minimum rate per AWB
G1			

BEFORE THE AIRPORTS ECONOMIC REGULATORY AUTHORITY OF INDIA

AT NEW DELHI

SUBMISSION OF PROPOSAL OF DETERMINATION OF ANNUAL TARIFF FOR AND ON BEHALF OF:

M/s

1. Saji Basheer aged 45 resident of St. Josephs Press Building, Cotton Hill, Trivandrum acting in my official capacity as ISP in M/s Kerala State Industrial Enterprises Ltd. having its registered office at St. Josephs Press Building, Cotton Hill, Trivandrum do hereby state and affirm as under that:

1. That I am authorized to act for and on behalf of M/s Kerala State Industrial Enterprises Ltd. in the matter of making submission before the Airports Economic Regulatory Authority of India, New Delhi ('the Authority')
2. I am competent to make this submission before the authority
3. I am making the submission in any official capacity and the facts stated herein are based on official records
4. The contents of the Annual tariff proposal submission which include inter alia (i) Estimated Maximum Allowed yield per unit and the proposed detailed break-up of Tariff(s) (in the context to Estimated Maximum Allowed Yield per Unit Where determined by the authority) where the authority has specified a price cap approach for the duration of the Control period pursuant to clause 3.2

OR

Proposed detailed breakup of Tariff(s) based on Clause 11.2 Where the Authority has specified a light touch approach for the duration of control period pursuant to clause 3.2 (~~strikeout whichever is not applicable~~) and (ii) Justification are correct and true to my knowledge and belief and nothing material has been concealed from.

Sd/

Place

Date: 25-05-2016

-176-

Form F14(b)-Landing Charges

Year	2016-2017	2016-2017	2017-2018	2017-2018	2018-2019	2018-2019	2019-2020	2019-2020	2020-2021	2020-2021
Upto 100 Mt	0.00	0.00	0.00	0.00	0.00	0.00	0.00	0.00	0.00	0.00
Above 200 Mt	0.00	0.00	0.00	0.00	0.00	0.00	0.00	0.00	0.00	0.00

- 177 -

BEFORE THE AIRPORTS ECONOMIC REGULATORY AUTHORITY OF INDIA

AT NEW DELHI

SUBMISSION OF PROPOSAL OF DETERMINATION OF ANNUAL TARIFF FOR AND ON BEHALF OF:

M/s

1. Saji Basheer aged 45 resident of St. Josephs Press Building, Cotton Hill, Trivandrum acting in my official capacity as ISP in M/s Kerala State Industrial Enterprises Ltd. having its registered office at St. Josephs Press Building, Cotton Hill, Trivandrum do hereby state and affirm as under that:

1. That I am authorized to act for and on behalf of M/s Kerala State Industrial Enterprises Ltd. in the matter of making submission before the Airports Economic Regulatory Authority of India, New Delhi ('the Authority')
2. I am competent to make this submission before the authority
3. I am making the submission in any official capacity and the facts stated herein are based on official records
4. The contents of the Annual tariff proposal submission which include inter alia (i) Estimated Maximum Allowed yield per unit and the proposed detailed break-up of Tariff(s) (in the context to Estimated Maximum Allowed Yield per Unit Where determined by the authority) where the authority has specified a price cap approach for the duration of the Control period pursuant to clause 3.2

OR

Proposed detailed breakup of Tariff(s) based on Clause 11.2 Where the Authority has specified a light touch approach for the duration of control period pursuant to clause 3.2 (~~strikeout whichever is not applicable~~) and (ii) Justification are correct and true to my knowledge and belief and nothing material has been concealed from.

Sd/

Place

Date: 25-05-2016

Form F14(b)-Other Charges

2016-2017

Standardization of Tariff Card for Airport Operator		
	Rate Per Kilo Litre	
Fuel Throughput Charges		
Fuel Throughput Charges	0.00	
Passenger Service Fee (PSF) - Facilitation / User Development Fee (UDF)		
Rate per embarking passenger		
Domestic Passenger	0.00	
International Passenger	0.00	
Note:		
Aerobridge Charges (Passenger Boarding Bridges)		
	Rate Per International flight	Rate Per Domestic flight
Aerobridge Charges	0.00	0.00
Cute Counter Charges / CUSS / BRS / Common Infrastructure Charges		
	Rate Per Departing Flight	
Domestic	0.00	
International	0.00	
Extension of Service Hours (Airport) [Watch Hours]		
	Rate (In INR) Per Hour Per Aircraft	
Domestic	0.00	
International	0.00	
Others Charges	0.00	

2017-2018

1801

Standardization of Tariff Card for Airport Operator		
Fuel Throughput Charges	Rate Per Kilo Litre	
Fuel Throughput Charges		
Passenger Service Fee (PSF) - Facilitation / User Development Fee (UDF)	Rate per embarking passenger	
Domestic Passenger		
International Passenger		
Note:		
Aerobridge Charges (Passenger Boarding Bridges)	Rate Per International flight	Rate Per Domestic flight
Aerobridge Charges		
Cute Counter Charges / CUSS / BRS / Common Infrastructure Charges	Rate Per Departing Flight	
Domestic		
International		
Extension of Service Hours (Airport) [Watch Hours]	Rate (In INR) Per Hour Per Aircraft	
Domestic		
International		
Others Charges		
2018-2019		
Standardization of Tariff Card for Airport Operator		
Fuel Throughput Charges	Rate Per Kilo Litre	
Fuel Throughput Charges		

Standardization of Tariff Card for Airport Operator		Rate per embarking passenger
Passenger Service Fee (PSF) - Facilitation / User Development Fee (UDF)		
Domestic Passenger		
International Passenger		
Note:		
Aerobridge Charges (Passenger Boarding Bridges)	Rate Per International flight	Rate Per Domestic flight
Aerobridge Charges		
Cute Counter Charges / CUSS / BRS / Common Infrastructure Charges	Rate Per Departing Flight	
Domestic		
International		
Extension of Service Hours (Airport) [Watch Hours]	Rate (In INR) Per Hour Per Aircraft	
Domestic		
International		
Others Charges		

2019-2020

Standardization of Tariff Card for Airport Operator		
Fuel Throughput Charges		Rate Per Kilo Litre
Fuel Throughput Charges		
Passenger Service Fee (PSF) - Facilitation / User Development Fee (UDF)		Rate per embarking passenger
Domestic Passenger		

- 182 -

Standardization of Tariff Card for Airport Operator		
International Passenger		
Note:		
Aerobridge Charges (Passenger Boarding Bridges)	Rate Per International flight	Rate Per Domestic flight
Aerobridge Charges		
Cute Counter Charges / CUSS / BRS / Common Infrastructure Charges	Rate Per Departing Flight	
Domestic		
International		
Extension of Service Hours (Airport) [Watch Hours]	Rate (In INR) Per Hour Per Aircraft	
Domestic		
International		
Others Charges		

2020-2021

Standardization of Tariff Card for Airport Operator		
Fuel Throughput Charges		
Fuel Throughput Charges	Rate Per Kilo Litre	
Passenger Service Fee (PSF) - Facilitation / User Development Fee (UDF)	Rate per embarking passenger	
Domestic Passenger		
International Passenger		
Note:		
Aerobridge Charges (Passenger Boarding Bridges)	Rate Per International flight	Rate Per Domestic flight

Standardization of Tariff Card for Airport Operator	
Aerobridge Charges	Rate Per Departing Flight
Cute Counter Charges / CUSS / BRS / Common Infrastructure Charges	
Domestic	
International	
Extension of Service Hours (Airport) [Watch Hours]	Rate (In INR) Per Hour Per Aircraft
Domestic	
International	
Others Charges	



BEFORE THE AIRPORTS ECONOMIC REGULATORY AUTHORITY OF INDIA

AT NEW DELHI

SUBMISSION OF PROPOSAL OF DETERMINATION OF ANNUAL TARIFF FOR AND ON BEHALF OF:

M/s

1. Sajil Basheer aged 45 resident of St. Josephs Press Building, Cotton Hill, Trivandrum acting in my official capacity as ISP in M/s Kerala State Industrial Enterprises Ltd. having its registered office at St. Josephs Press Building, Cotton Hill, Trivandrum do hereby state and affirm as under that:

1. That I am authorized to act for and on behalf of M/s Kerala State Industrial Enterprises Ltd. in the matter of making submission before the Airports Economic Regulatory Authority of India, New Delhi ('the Authority')
2. I am competent to make this submission before the authority
3. I am making the submission in any official capacity and the facts stated herein are based on official records
4. The contents of the Annual tariff proposal submission which include inter alia (i) Estimated Maximum Allowed yield per unit and the proposed detailed break-up of Tariff(s) (in the context to Estimated Maximum Allowed Yield per Unit Where determined by the authority) where the authority has specified a price cap approach for the duration of the Control period pursuant to clause 3.2

OR

Proposed detailed breakup of Tariff(s) based on Clause 11.2 Where the Authority has specified a light touch approach for the duration of control period pursuant to clause 3.2 (~~strikeout whichever is not applicable~~) and (ii) Justification are correct and true to my knowledge and belief and nothing material has been concealed from.

Sd/

Place

Date: 25-05-2016

104

Form F14(b)-Parking & Housing Fee

Year	2016-2017	2016-2017	2017-2018	2017-2018	2018-2019	2018-2019	2019-2020	2019-2020	2020-2021	2020-2021
Rate Proposed	Parking Charges Rates per Hour	Housing Charges Rates per Hour	Parking Charges Rates per Hour	Housing Charges Rates per Hour	Parking Charges Rates per Hour	Housing Charges Rates per Hour	Parking Charges Rates per Hour	Housing Charges Rates per Hour	Parking Charges Rates per Hour	Housing Charges Rates per Hour
Upto 100 Mt	0.00	0.00	0.00	0.00	0.00	0.00	0.00	0.00	0.00	0.00
Above 200 Mt	0.00	0.00	0.00	0.00	0.00	0.00	0.00	0.00	0.00	0.00

- 185 -

ACS

ACS

**BEFORE THE AIRPORTS ECONOMIC REGULATORY AUTHORITY OF INDIA
AT NEW DELHI
SUBMISSION OF MULTI YEAR TARIFF PROPOSAL FOR AND ON BEHALF OF**

M/s

I, Saji Basheer aged 45 resident of St. Josephs Press Building, Cotton Hill, Trivandrum acting in my official capacity as ISP in M/s Kerala State Industrial Enterprises Ltd. having its registered office at St. Josephs Press Building, Cotton Hill, Trivandrum do hereby state and affirm as under that:

1. That I am authorized to act for and on behalf of M/s Kerala State Industrial Enterprises Ltd. in the matter of making submission before the Airports Economic Regulatory Authority of India, New Delhi ('the Authority')
2. I am competent to make this submission before the authority
3. I am making the submission in any official capacity and the facts stated herein are based on official records
4. The contents of this submission which include inter alia (i) Business Plan (ii) Information Relating to the Regulatory Building Blocks (iii) Competition Assessment (iv) Historical and Forecasted Volumes and (v) Historical Revenues are correct and true to my knowledge and belief and nothing material has been concealed there from

Sd/

Place

Date: 25-05-2016

- 187 -

- 188 -

Form F16: Performance Report for the Tariff Year (Only for ISP)

Type	2014-2015	2014-2015	2015-2016	2015-2016	2016-2017	2016-2017	2017-2018	2017-2018	2018-2019	2018-2019	2019-2020	2019-2020	2020-2021	2020-2021
	Actual for tariff year under consi deration	Forecast as per the Multi Year Tariff Order	Actual for tariff year under consi deration	Forecast as per the Multi Year Tariff Order	Actual for tariff year under consi deration	Forecast as per the Multi Year Tariff Order	Actual for tariff year under consi deration	Forecast as per the Multi Year Tariff Order	Actual for tariff year under consi deration	Forecast as per the Multi Year Tariff Order	Actual for tariff year under consi deration	Forecast as per the Multi Year Tariff Order	Actual for tariff year under consi deration	Forecast as per the Multi Year Tariff Order
Total Revenue From Regulated Services	405.91	405.91	0.00	0.00	0.00	436.61	0.00	0.00	0.00	0.00	0.00	0.00	0.00	0.00
Total Revenue From Services Other Than Regulated Services	33.75	33.75	0.00	0.00	0.00	50.89	0.00	0.00	0.00	0.00	0.00	0.00	0.00	0.00
Operating Expenditure	368.21	368.20	0.00	0.00	0.00	376.15	0.00	0.00	0.00	0.00	0.00	0.00	0.00	0.00
Depreciation	31.78	31.78	0.00	0.00	0.00	25.51	0.00	0.00	0.00	0.00	0.00	0.00	0.00	0.00
Total Expenditure	399.99	399.98	0.00	0.00	0.00	401.66	0.00	0.00	0.00	0.00	0.00	0.00	0.00	0.00
Regulatory Operating Profit	39.68	39.68	0.00	0.00	0.00	85.84	0.00	0.00	0.00	0.00	0.00	0.00	0.00	0.00
Capital Expenditure	0.00	0.00	0.00	0.00	0.00	0.00	0.00	0.00	0.00	0.00	0.00	0.00	0.00	0.00
Opening Regulatory Asset Base (RAB)	562.80	0.00	0.00	0.00	0.00	614.64	0.00	0.00	0.00	0.00	0.00	0.00	0.00	0.00
Disposals/ Transfers	0.00	0.00	0.00	0.00	0.00	0.00	0.00	0.00	0.00	0.00	0.00	0.00	0.00	0.00
Closing Rab	531.02	-31.78	0.00	0.00	0.00	589.13	0.00	0.00	0.00	0.00	0.00	0.00	0.00	0.00

- 180 -

	2014-2015	2014-2015	2015-2016	2015-2016	2016-2017	2016-2017	2017-2018	2017-2018	2018-2019	2018-2019	2019-2020	2019-2020	2020-2021	2020-2021
Average Regulatory Asset Base (RAB)	546.91	-15.89	0.00	0.00	0.00	601.89	0.00	0.00	0.00	0.00	0.00	0.00	0.00	0.00
WACC %	12.00	0.00	0.00	0.00	0.00	12.00	0.00	0.00	0.00	0.00	0.00	0.00	0.00	0.00
Return On Average Rab Based On WACC%	65.63	0.00	0.00	0.00	72.23	0.00	0.00	0.00	0.00	0.00	0.00	0.00	0.00	0.00
Return On Average Regulatory Asset Base (RAB)	0.00	-249.72	0.00	0.00	14.26	0.00	0.00	0.00	0.00	0.00	0.00	0.00	0.00	0.00
Corporate Tax On Return On Rab	21.76	13.15	0.00	0.00	1.45	0.00	0.00	0.00	0.00	0.00	0.00	0.00	0.00	0.00
ARR	453.62	379.38	0.00	0.00	424.45	0.00	0.00	0.00	0.00	0.00	0.00	0.00	0.00	0.00
Total Volume Cargo	23489.00	23489.00	0.00	0.00	14754.00	0.00	0.00	0.00	0.00	0.00	0.00	0.00	0.00	0.00
Required Yield Cargo	1931.20	0.02	0.00	0.00	0.03	0.00	0.00	0.00	0.00	0.00	0.00	0.00	0.00	0.00
Present Yield Cargo	0.00	0.02	0.00	0.00	0.03	0.00	0.00	0.00	0.00	0.00	0.00	0.00	0.00	0.00
Total Volume Fuel	0.00	0.00	0.00	0.00	0.00	0.00	0.00	0.00	0.00	0.00	0.00	0.00	0.00	0.00
Required Yield Fuel	0.00	0.00	0.00	0.00	0.00	0.00	0.00	0.00	0.00	0.00	0.00	0.00	0.00	0.00
Present Yield Fuel	0.00	0.00	0.00	0.00	0.00	0.00	0.00	0.00	0.00	0.00	0.00	0.00	0.00	0.00
Total Volume ATM	0.00	0.00	0.00	0.00	0.00	0.00	0.00	0.00	0.00	0.00	0.00	0.00	0.00	0.00



Airports Economic Regulatory Authority of India

	2014-2015	2014-2015	2015-2016	2015-2016	2016-2017	2016-2017	2017-2018	2017-2018	2018-2019	2018-2019	2019-2020	2019-2020	2020-2021	2020-2021
Required Yield ATM	0.00	0.00	0.00	0.00	0.00	0.00	0.00	0.00	0.00	0.00	0.00	0.00	0.00	0.00
Present Yield ATM	0.00	0.00	0.00	0.00	0.00	0.00	0.00	0.00	0.00	0.00	0.00	0.00	0.00	0.00

1901

Form F17 Revenue from Regulated Services recovered during the Tariff year (Only for ISP)

Type	2014-2015	2015-2016	2016-2017	2017-2018	2018-2019	2019-2020	2020-2021	2020-2021
	Actual for tariff year under consi deration	Forecast as per the Multi Year Tariff Order	Actual for tariff year under consi deration	Forecast as per the Multi Year Tariff Order	Actual for tariff year under consi deration	Forecast as per the Multi Year Tariff Order	Actual for tariff year under consi deration	Forecast as per the Multi Year Tariff Order
Throughput Charges	0.00	0.00	0.00	0.00	0.00	0.00	0.00	0.00
Ground Handling Charges	0.00	0.00	0.00	0.00	0.00	0.00	0.00	0.00
Cargo Revenue Charges	405.91	0.00	0.00	0.00	0.00	0.00	0.00	0.00
Into Plain Services	0.00	0.00	0.00	0.00	0.00	0.00	0.00	0.00
Total Revenue From Tariff	405.91	405.91	0.00	0.00	0.00	0.00	0.00	0.00

-192-

Form F18 Revenue from Services other than Regulated Services recovered during the Tariff year (Only for ISP)

Type	2014-2015	2014-2015	2015-2016	2015-2016	2016-2017	2016-2017	2017-2018	2017-2018	2018-2019	2018-2019	2019-2020	2019-2020	2020-2021	2020-2021
	Actual for tariff year under consi deration	Forecast as per the Multi Year Tariff Order	Actual for tariff year under consi deration	Forecast as per the Multi Year Tariff Order	Actual for tariff year under consi deration	Forecast as per the Multi Year Tariff Order	Actual for tariff year under consi deration	Forecast as per the Multi Year Tariff Order	Actual for tariff year under consi deration	Forecast as per the Multi Year Tariff Order	Actual for tariff year under consi deration	Forecast as per the Multi Year Tariff Order	Actual for tariff year under consi deration	Forecast as per the Multi Year Tariff Order
Revenue From Services Other Than Regulated Services 1	33.75	33.75	0.00	0.00	0.00	0.00	0.00	0.00	0.00	0.00	0.00	0.00	0.00	0.00
Revenue From Services Other Than Regulated Services 2	0.00	0.00	0.00	0.00	0.00	0.00	0.00	0.00	0.00	0.00	0.00	0.00	0.00	0.00
Revenue From Services Other Than Regulated Services 3	0.00	0.00	0.00	0.00	0.00	0.00	0.00	0.00	0.00	0.00	0.00	0.00	0.00	0.00
Revenue From Services Other Than Regulated Services 4	0.00	0.00	0.00	0.00	0.00	0.00	0.00	0.00	0.00	0.00	0.00	0.00	0.00	0.00
Total Revenue From Services Other	33.75	33.75	0.00	0.00	0.00	0.00	0.00	0.00	0.00	0.00	0.00	0.00	0.00	0.00

Form F19 Operating Expenditure incurred during the Tariff Year (Only for ISP)

Type	2014-2015	2014-2015	2015-2016	2015-2016	2016-2017	2016-2017	2017-2018	2017-2018	2018-2019	2018-2019	2019-2020	2019-2020	2020-2021	2020-2021
	Actual for tariff year under consi deration	Forecast as per the Multi Year Tariff order	Actual for tariff year under consi deration	Forecast as per the Multi Year Tariff order	Actual for tariff year under consi deration	Forecast as per the Multi Year Tariff order	Actual for tariff year under consi deration	Forecast as per the Multi Year Tariff order	Actual for tariff year under consi deration	Forecast as per the Multi Year Tariff order	Actual for tariff year under consi deration	Forecast as per the Multi Year Tariff order	Actual for tariff year under consi deration	Forecast as per the Multi Year Tariff order
Payroll	105.85	0.00	0.00	0.00	0.00	0.00	0.00	0.00	0.00	0.00	0.00	0.00	0.00	0.00
Related Expenditure And Provision														
Admin & General Expenses	97.59	0.00	0.00	0.00	0.00	0.00	0.00	0.00	0.00	0.00	0.00	0.00	0.00	0.00
Repair & Maintenance Expenditure	15.67	0.00	0.00	0.00	0.00	0.00	0.00	0.00	0.00	0.00	0.00	0.00	0.00	0.00
Utilities & Outsourcing Expenses	32.88	0.00	0.00	0.00	0.00	0.00	0.00	0.00	0.00	0.00	0.00	0.00	0.00	0.00
Other Outflows	12.54	0.00	0.00	0.00	0.00	0.00	0.00	0.00	0.00	0.00	0.00	0.00	0.00	0.00
Other 1	103.67	0.00	0.00	0.00	0.00	0.00	0.00	0.00	0.00	0.00	0.00	0.00	0.00	0.00
Other 2	0.00	0.00	0.00	0.00	0.00	0.00	0.00	0.00	0.00	0.00	0.00	0.00	0.00	0.00
Other 3	0.00	0.00	0.00	0.00	0.00	0.00	0.00	0.00	0.00	0.00	0.00	0.00	0.00	0.00
Other 4	0.00	0.00	0.00	0.00	0.00	0.00	0.00	0.00	0.00	0.00	0.00	0.00	0.00	0.00
Total Operating And Maintenance Expenditure	368.20	0.00	0.00	0.00	0.00	0.00	0.00	0.00	0.00	0.00	0.00	0.00	0.00	0.00

Form F20 Reconciliation Statement for the Tariff Year (Only for ISP)

Type	2014-2015	2014-2015	2015-2016	2015-2016	2016-2017	2016-2017	2017-2018	2017-2018	2018-2019	2018-2019	2019-2020	2019-2020	2020-2021	2020-2021
	Actual for tariff year under consideration	Forecast as per the Multi Year Tariff Order	Actual for tariff year under consideration	Forecast as per the Multi Year Tariff Order	Actual for tariff year under consideration	Forecast as per the Multi Year Tariff Order	Actual for tariff year under consideration	Forecast as per the Multi Year Tariff Order	Actual for tariff year under consideration	Forecast as per the Multi Year Tariff Order	Actual for tariff year under consideration	Forecast as per the Multi Year Tariff Order	Actual for tariff year under consideration	Forecast as per the Multi Year Tariff Order
Revenue From Regulated Services	405.91	405.91	0.00	0.00	0.00	0.00	0.00	0.00	0.00	0.00	0.00	0.00	0.00	0.00
Revenue From Other Than Regulated Services	33.75	33.75	0.00	0.00	0.00	0.00	0.00	0.00	0.00	0.00	0.00	0.00	0.00	0.00
Total Revenue	439.66	439.67	0.00	0.00	0.00	0.00	0.00	0.00	0.00	0.00	0.00	0.00	0.00	0.00
Pay Roll Costs	105.85	113.17	0.00	0.00	0.00	0.00	0.00	0.00	0.00	0.00	0.00	0.00	0.00	0.00
Repair And Maintenance	15.67	15.67	0.00	0.00	0.00	0.00	0.00	0.00	0.00	0.00	0.00	0.00	0.00	0.00
Con Of Stores And Spares	0.00	0.00	0.00	0.00	0.00	0.00	0.00	0.00	0.00	0.00	0.00	0.00	0.00	0.00
Electricity And Water Charges	14.85	14.85	0.00	0.00	0.00	0.00	0.00	0.00	0.00	0.00	0.00	0.00	0.00	0.00
Admin And Other Expenses	82.75	120.84	0.00	0.00	0.00	0.00	0.00	0.00	0.00	0.00	0.00	0.00	0.00	0.00
Other Outflows	149.09	103.67	0.00	0.00	0.00	0.00	0.00	0.00	0.00	0.00	0.00	0.00	0.00	0.00
Total Operating Expenditure	368.21	368.20	0.00	0.00	0.00	0.00	0.00	0.00	0.00	0.00	0.00	0.00	0.00	0.00
Profit	71.46	71.46	0.00	0.00	0.00	0.00	0.00	0.00	0.00	0.00	0.00	0.00	0.00	0.00

-194-

- 195 -

	2014-2015	2014-2015	2015-2016	2015-2016	2016-2017	2016-2017	2017-2018	2017-2018	2018-2019	2018-2019	2019-2020	2019-2020	2020-2021	2020-2021
Before Depreciation														
Depreciation And Amortisation	31.78	31.78	0.00	0.00	0.00	0.00	0.00	0.00	0.00	0.00	0.00	0.00	0.00	0.00
Earning Before Interest And Taxation	39.68	39.68	0.00	0.00	0.00	0.00	0.00	0.00	0.00	0.00	0.00	0.00	0.00	0.00
Total Interest And Finance Charges	0.00	0.00	0.00	0.00	0.00	0.00	0.00	0.00	0.00	0.00	0.00	0.00	0.00	0.00
Profit Loss Before Tax	39.68	39.68	0.00	0.00	0.00	0.00	0.00	0.00	0.00	0.00	0.00	0.00	0.00	0.00
Tax	13.15	13.15	0.00	0.00	0.00	0.00	0.00	0.00	0.00	0.00	0.00	0.00	0.00	0.00
Profit Loss After Tax	26.53	26.53	0.00	0.00	0.00	0.00	0.00	0.00	0.00	0.00	0.00	0.00	0.00	0.00
Balance Carried To Balance Sheet	26.53	0.00	0.00	0.00	0.00	0.00	0.00	0.00	0.00	0.00	0.00	0.00	0.00	0.00
Adjustment To Reconcile As Per Statutory Accounts	0.00	0.00	0.00	0.00	0.00	0.00	0.00	0.00	0.00	0.00	0.00	0.00	0.00	0.00
Operating Profit As Per Statutory Accounts	0.00	26.53	0.00	0.00	0.00	0.00	0.00	0.00	0.00	0.00	0.00	0.00	0.00	0.00

