



सत्यमेव जयते

Airports Economic Regulatory Authority of India

TO CONSIDER THE MULTI YEAR TARIFF PROPOSAL AND ANNUAL TARIFF PROPOSAL FOR THE SECOND CONTROL PERIOD IN RESPECT OF M/s AIR INDIA AIR TRANSPORT SERVICES LIMITED (AIATSL) FOR PROVIDING GROUND HANDLING SERVICES AT CALICUT INTERNATIONAL AIRPORT, CALICUT.

New Delhi: 27th Dec., 2017.

**AERA Building
Administrative Complex
Safdarjung Airport.
New Delhi.**

1. Brief Background:

1. M/s AIATSL is one of the Ground Handling agencies appointed by Calicut International Airport Ltd. for carrying out Ground Handling (GH) at Calicut International Airport Ltd., Calicut and started their operations/ground handling services from 1st April,2014. The Authority, vide its MYTO Order No. 04/2015-16 dated 06.05.2015, decided to approve tariff on ad-hoc basis for the First Control Period (FY2011-12 to FY2015-16) for Air India. The tariffs applicable on 31.03.2015 are continuing till date. The Authority vide its Order No.50/2015-16 dated 31.03.2016 allowed the AOs/ISPs to continue the levy of tariffs existing as on 31.03.2016 up to 30.09.2016 or till the determination of tariffs for the second control period, whichever is earlier. The Authority vide its Order No. 11/2016-17 dated 29.09.2016 extended the levy of tariffs as on 31.03.2016 up to 31.03.2017 or till the determination of tariffs for the second control period, whichever is earlier. The Authority vide its Order No. 19/2016-17 dated 31.03.2017 further extended the levy of tariffs as on 31.03.2016 up to 30.09.2017 or till the determination of tariffs for the second control period, whichever is earlier. The Authority vide its Order No. 12/2017-18 dated 29.09.2017 further extended the tariffs existing as on 31.03.2016, for a period of six months w.e.f. 01.10.2017 or till determination of tariffs for the Second Control Period whichever is earlier.

2. MYTP/ATP/ACS Submissions made by AIATSL for 2nd control period.

M/s AIATSL submitted their MYTP/ATP online on 24th June,2016 and submitted the consolidated Balance Sheet for FY 2014-15 & FY 2015-16 (**Annexure I**). AIATSL submitted the bifurcation of financials (Balance Sheet for FY2015-16) among all its stations where AIATSL is operating. Bifurcation of Balance Sheet for FY2014-15 among its station of operation is not submitted .AIATSL has submitted ATP for the complete Second Control period wherein, AIATSL has proposed an increase of 2% year on year in the ATP from FY 2016-17 to FY 2020-21(**Annexure II**). M/s AIATSL submitted the Annual Compliance Statement (ACS) for the FY 2015-16 only (**Annexure III**). M/s AIATSL has submitted the copy of User Agreement

for Calicut Airport.

3. **Principles for Determination of Aeronautical Tariff under “Light Touch Approach”.**

3.1 The Authority vide its Order No. 12/2010-11 dated 10.01.2011 and Direction No. 04/2010-11 issued on 10.01.2011 finalized its approach in the matter of Regulatory Philosophy and Approach in Economic Regulation of the Services provided for Cargo Facility, Ground Handling and Supply of Fuel to the Aircraft at the major airports and issued the Airports Economic Regulatory Authority of India (Terms and Conditions for Determination of Tariff for Services provided for Cargo Facility, Ground Handling and supply of Fuel to the Aircraft) Guidelines, 2011 (“ the Guidelines”).

3.2 In accordance, to above mentioned AERA Guidelines and Directions the following procedure is followed:

a) Stage1: **Materiality:**

$$\text{Materiality Index (MIg)} = \frac{\text{International Aircraft Movement at Kolkata Airport}}{\text{Total Intl.Aircraft Movement at major airports}} \times 100$$

The materiality index at Calicut Airport= 14382/330467

$$= 4.35\%$$

The percentage share of Ground Handling for Calicut Airport, Calicut for the FY 2014-15 is 4.35% which is less than 5% Materiality Index (MIg) for the above subject service. Hence the regulated service is deemed as ‘**Non-material**’ for the second control period.

b) Stage 2: **Competition:** AERA on provisions of the National Civil Aviation Policy (NCAP- 2016), vide Order No. 15/2016-17 dated 12th Jan,2017 decided to consider three (3) Ground Handling Agencies (GHA) including Air India’s subsidiary/JV for competition assessment at all major airports. As per the information furnished by AIATSL in Form F1(b) on competition Assessment, M/s Bhadra Ground Handling Agency is other service provider which is rendering similar service at Calicut International Airport. Hence in the instance case, there are two

parameters in the financials as submitted by AIATSL:

- a) Return on Average RAB for FY2015-16 is 2.99% and 30.61% in FY 2016-17.
- b) The turnover/profit % earned in FY 2015-16 is 1% and 12% in FY 2016-17.

5 **Proposal**

The Authority, after careful consideration of the MYTP and ATP for Second Control Period, makes the following proposal for stakeholder consultation:

- 5.1 The service for Ground handling being provided by M/s AIATSL at Calicut Airport, Calicut is “**Non-Material**” and hence in accordance to the provisions of Chapter V of the AERA Guidelines the tariff will be determined under “Light Touch Approach” for the duration of Second Control Period (01.04.2016 to 31.03.2021) and not under the Price Cap/Cost Plus approach for determination of tariffs for the 2nd control period and accordingly proposes to issue the MYTO for the 2nd control period.
- 5.2 It is proposed that M/s AIATSL may be allowed to charge as per the proposed tariff for FY 2016-17 for the residual period of FY 2017-18 and FY 2018-19 from the date of issue of this order Since, the Service providers Return on Average RAB is 2.99% for FY2015-16 and 31% in FY 2016-17. Further, the profit margin stands as 1% in FY2015-16 and 12% in FY 2016-17. The tariff from the issue of this order to 31.03.2019 of the second control period for Ground Handling Services provided by AIATSL at Calicut Airport, Calicut is proposed as **Annexure-V**.
- 5.3 Tariff determined as above will be maximum tariff to be charged. No other charge is to be levied over and above the approved tariff.
- 5.4 AIATSL should not exceed the tariff charges for its Non-Schedule Operations as approved by AERA for its schedule operations for similar class of aircraft. AIATSL should not handle any other ICAO Category aircraft for schedule/non-schedule airlines other than the mentioned code in the proposed tariff card.
- 5.5 In accordance with the provisions of Section 13(4) of the AERA Act, the proposal contained in para 5 above is hereby put forth for stakeholder consultation. To assist the stakeholders in making their submissions in a

meaningful and constructive manner, necessary documents are enclosed as annexures to the consultation paper. For removal of doubts, it is clarified that the contents of this Consultation Paper may not be construed as any Order or Direction of this Authority. The Authority shall pass an Order, in the matter, only after considering the submissions of the stakeholders in response here to and by making such decision fully documented and explained in terms of the provisions of the Act.

- 5.6 The Authority welcomes written evidence-based feedback, comments and suggestions from stakeholders on the proposal made in para 5 above, latest by **16th Jan, 2017** at the following address:

**Secretary,
Airports Economic Regulatory Authority of India,
AERA Building,
Administrative Complex,
Safdarjung Airport,
New Delhi- 110003
Email: puja.jindal@nic.in
Tel: 011-24695042
Fax: 011-24695039**

**S. Machendranathan
Chairperson**

BALANCE SHEET AS AT MARCH 31, 2015

(Amount in Rupees)

Particulars	Note Ref	As at March 31, 2015	As at March 31, 2014
I EQUITY & LIABILITIES			
1 Shareholders' Funds			
(a) Share Capital	2	500,000	500,000
(b) Reserves and Surplus	3	904,250,014	(2,572,456)
(c) Money Received Against Share Warrants			-
		904,750,014	(2,072,456)
2 Share Application Money Pending Allotment		1,383,742,000	-
3 Non-Current Liabilities			
(a) Long-Term Borrowings		-	-
(b) Deferred Tax Liabilities (Net)	4	-	-
(c) Other Long Term Liabilities	5	2,870,000	650,000
(d) Long Term Provisions	6	1,447,232,503	18,197,142
		1,450,102,503	18,847,142
4 Current Liabilities			
(a) Short-Term Borrowings		-	-
(b) Trade Payables	7	57,272,986	154,044,364
(c) Other Current Liabilities	8	590,871,984	19,301,536
(d) Short-Term Provisions	6	322,171,375	1,593,148
		970,316,346	174,939,048
Total		4,708,910,863	191,713,734
II ASSETS			
Non-Current Assets			
1 (a) Fixed Assets			
(i) Tangible Assets	9	1,552,518,219	85,281
(ii) Intangible Assets		-	-
(iii) Capital Work-in-Progress		-	-
(iv) Intangible Assets Under Development		-	-
		1,552,518,219	85,281
(b) Non-Current Investments		-	-
(c) Deferred Tax Assets (Net)	4	113,795,908	7,030,989
(d) Long-Term Loans & Advances	10	164,543,691	71,758,283
(e) Other Non-Current Assets		-	-
		1,830,857,818	78,874,553
2 Current Assets			
(a) Current Investments		-	-
(b) Inventories		-	-
(c) Trade Receivables	11	2,419,164,592	107,254,562
(d) Cash and Bank Balances	12	450,830,034	5,445,119
(e) Short-Term Loans and Advances	10	-	-
(f) Other Current Assets	13	8,058,419	139,500
		2,878,053,045	112,839,181
Total		4,708,910,863	191,713,734

Statement of Significant Accounting policies and Other Explanatory Notes 1

As Per Our Report Of Even Date Attached

For and on behalf of
Jain & Jain
 Chartered Accountants
 FRN : 103869W

For and on behalf of the Board
 Sd/-
Shri Ashwani Lohani
 Chairman

Sd/-
Ms. Gargi Kaul
 Director

Sd/-
Ajay Jain
 Partner
 M.No. 110372

Sd/-
Shri A Jayachandran
 Chief of Finance

Sd/-
Capt. A.K.Sharma
 Chief Executive Officer

Sd/-
Smt. Poonam Bharwani
 Company Secretary

Place: Delhi
 Date : 21 January 2016

Place: Delhi
 Date : 21 January 2016

26 77



AIATSL

STATEMENT OF PROFIT AND LOSS FOR THE YEAR ENDED MARCH 31, 2015
(Amount in Rupees)

Particulars	Note Ref	2014-15	2013-14
I Revenue from Operations (Gross):			
- Revenue from Handling Services	14	6,449,330,355	1,013,990,137
II Other Income:	15	20,791,631	4,159,914
III Total Revenue (I + II)		6,470,121,986	1,018,150,051
IV Expenses:			
Employee Benefit Expenses	16	4,413,288,461	716,333,099
Finance Cost	17	798,155	896,378
Depreciation and Amortisation	18	156,098,523	6,375
Other Expenses	19	842,510,297	275,470,664
Total Expenses		5,412,695,435	992,706,516
V Profit Before exceptional and extraordinary items and Tax (III-IV)		1,057,426,551	25,443,535
VI Exceptional Items		19,869,000	
Prior Period Adjustments(Net)			
VII Profit Before extraordinary items and Tax (V-VI)		1,037,557,551	25,443,535
VIII Extraordinary Items		-	-
IX Profit Before Tax (VII-VIII)		1,037,557,551	25,443,535
X Tax Expense			
1. Current Tax		237,500,000	10,500,000
2. Short/ (Excess) Provision of Tax		-	-
3. Deferred Tax Liability / (asset)		(106,764,919)	(7,030,922)
XI Profit For the period from Continuing Operations (IX-X)		906,822,470	21,974,457
XV Profit For the period (XIV+XI)		906,822,470	21,974,457
XVI Earnings per Equity Share:			
Basic		18,136.45	
Diluted		6.55	

As Per Our Report Of Even Date Attached

For and on behalf of
Jain & Jain
Chartered Accountants
FRN : 103869W

Sd/-
Ajay Jain
Partner
M.No. 110372
Place: Delhi
Date :21 January 2016

For and on behalf of the Board

Sd/-
Shri Ashwani Lohani
Chairman

Sd/-
Shri A Jayachandran
Chief of Finance

Place: Delhi
Date : 21 January 2016

Sd/-
Ms. Gargi Kaul
Director

Sd/-
Capt. A.K.Sharma
Chief Executive Officer

Sd/-
Smt. Poonam Bharwani
Company Secretary

Air India Air Transport Services Ltd.
Balance Sheet as at March 31, 2017

(All figures in Indian Rupees unless otherwise stated)

Particulars	Note Ref	(Rs.)	(Rs.)
		As at 31-Mar-17	As at 31-Mar-16
I EQUITY & LIABILITIES			
1 Shareholders' Funds			
(a) Share Capital	2	13842,42,000	13842,42,000
(b) Reserves and Surplus	3	22526,44,427	19183,28,879
(c) Money Received Against Share Warrants			
		<u>36368,86,427</u>	<u>33025,70,879</u>
2 Share Application Money Pending Allotment			
		-	-
3 Non-Current Liabilities			
(a) Long-Term Borrowings		-	-
(b) Deferred Tax Liabilities (Net)	4	-	-
(c) Other Long Term Liabilities	5	30,70,000	30,70,000
(d) Long Term Provisions	6	17493,31,663	16170,52,629
		<u>17524,01,663</u>	<u>16201,22,629</u>
4 Current Liabilities			
(a) Short-Term Borrowings		-	-
(b) Trade Payables	7	3508,10,142	867,99,634
(c) Other Current Liabilities	8	9868,33,130	8007,72,985
(d) Short-Term Provisions	6	1892,91,274	3297,01,706
		<u>15269,34,546</u>	<u>12172,74,325</u>
Total		<u><u>69162,22,636</u></u>	<u><u>61399,67,833</u></u>
II ASSETS			
Non-Current Assets			
1 (a) Fixed Assets			
(i) Tangible Assets	9	17625,07,370	13778,43,295
(ii) Intangible Assets		-	-
(iii) Capital Work-in-Progress		-	-
(iv) Intangible Assets Under Development		-	-
		<u>17625,07,370</u>	<u>13778,43,295</u>
(b) Non-Current Investments		-	-
(c) Deferred Tax Assets (Net)	4	252,89,411	1151,24,668
(d) Long-Term Loans & Advances	10	10605,42,123	7099,82,816
(e) Other Non-Current Assets		-	-
		<u>10858,31,534</u>	<u>8251,07,484</u>
		<u>28483,38,904</u>	<u>22029,50,779</u>
2 Current Assets			
(a) Current Investments		-	-
(b) Inventories		-	-
(c) Trade Receivables	11	36254,19,660	32230,17,283
(d) Cash and Bank Balances	12	1737,51,138	5510,61,084
(e) Short-Term Loans and Advances	10	-	-
(f) Other Current Assets	13	2687,12,934	1629,38,687
		<u>40678,83,732</u>	<u>39370,17,055</u>
Total		<u><u>69162,22,636</u></u>	<u><u>61399,67,833</u></u>

Statement of Significant Accounting policies and Other Explanatory Notes

1

As Per Our Report Of Even Date Attached
For Jain & Jain
Chartered Accountants
Firm Registration No. 103869W




Ajay B Jain
Partner
M.No 110372




For and on behalf of the Board of Directors



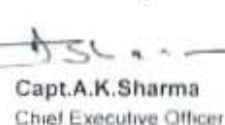
Pradeep Singh Kharola
Chairman



Vinod Hejmad
Director



Chief of Finance
Smt Poonam Bharwani
Company Secretary



Capt. A.K. Sharma
Chief Executive Officer

Place: Delhi
Date: 13th December 2017

Place: Delhi
Date: 13th December 2017



Air India Air Transport Services Ltd.
Statement of Profit and Loss for the year ended March 31, 2017

(All figures in Indian Rupees unless otherwise stated)

Particulars	Note Ref	Rs.	Rs.
		2016-17	2015-16
I Revenue from Operations (Gross):			
- Revenue from Handling Services	14	59679,02,552	59430,17,535
II Other Income:	15	2773,86,147	4259,92,936
III Total Revenue (I + II)		62452,88,699	63690,10,471
IV Expenses:			
Employee Benefit Expenses	16	42035,03,468	40555,38,314
Finance Cost	17	-	-
Depreciation and Amortisation	18	1920,31,126	1793,36,158
Other Expenses	19	11288,11,969	11102,63,335
Total Expenses		55243,46,564	53451,37,808
V Profit Before exceptional and extraordinary items and Tax (III-IV)		7209,42,135	10238,72,663
VI Exceptional Items		-	13,83,742
Prior Period Adjustments(Net)		1042,91,330	(252,61,185)
VII Profit Before extraordinary items and Tax (V-VI)		6166,50,805	10477,50,106
VIII Extraordinary Items		-	-
IX Profit Before Tax (VII-VIII)		6166,50,805	10477,50,106
X Tax Expense			
1. Current Tax		1925,00,000	350,00,000
2. Short/ (Excess) Provision of Tax		-	-
3. Deferred Tax Liability / (asset)		898,35,257	(13,28,760)
XI Profit For the period from Continuing Operations (IX-X)		3343,15,548	10140,78,865
XV Profit For the period (XIV+XI)		3343,15,548	10140,78,865
XVI Earnings per Equity Share:			
Basic		2.42	7.33
Diluted		2.42	7.33

As Per Our Report Of Even Date Attached

For and on behalf of the Board of Directors

For Jain & Jain

Chartered Accountants

Firm Registration No. 103869W

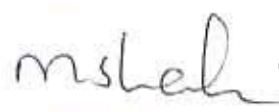


Ajay B Jain
Partner
M.No. 110372




Pradeep Singh Kharola
Chairman


Vinod Hajmadi
Director


Smt. Poonam Bharwani
Company Secretary


Capt. A.K. Sharma
Chief Executive Officer

Place: Delhi
Date: 13th December 2017

Place: Delhi
Date: 13th December 2017



9/0

AIR INDIA AIR TRANSPORT SERVICES LIMITED

Cash Flow Statement for the year ended 31st March, 2017

Figures in Rupees

Particulars	2016-2017	2015-2016
A Cash Flow From Operating Activities		
Net Profit Before tax	8106,50,905	10477,50,109
Adjustments for:		
Depreciation / Amortisation	1920,31,126	1793,36,158
Interest Received on Tax Refund		(13,215)
Preliminary Expenses written off	1920,31,126	
Operating profit before working capital changes	8086,81,932	12270,73,049
(Increase) / Decrease in Trade Receivables	(4024,02,377)	(8038,52,691)
(Increase) / Decrease in Other Current Assets	(1057,74,247)	(1548,80,269)
Increase / (Decrease) in Provisions	4385,20,338	1423,50,459
Increase / (Decrease) in Current Liabilities and Trade Payables	3499,73,503	2396,27,548
	10890,05,149	6503,10,197
Cash Generated from Operations		
Income Tax Paid (net of refund)	(1350,00,000)	(5547,46,381)
Net Cash from Operating Activities	9540,05,149	956,65,816
B Cash Flow From Investing Activities		
Purchase of fixed assets	(5766,95,202)	46,61,234
Net Cash From Investing Activities	(5766,95,202)	46,61,234
C Cash Flow From Financing Activities*		
Net (Decrease)/Increase in Cash or Cash Equivalents	3773,09,947	1002,31,050
Cash and Cash Equivalents		
- at the beginning of the year	5510,61,084	4506,30,034
- at the end of the year	1737,51,138	5510,61,084
	3773,09,947	1002,31,050
Component of Cash and Cash Equivalents		
Cash on hand	30,059	2,215
Balance in Current Account	1737,21,079	5510,58,869
	1737,51,138	5510,61,084

Significant Accounting Policies and Explanatory Notes form an integral part of the Financial Statements

As per our report of even date
For Jain & Jain
Chartered Accountants
Firm Registration No. 103869W

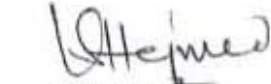

Ajay B. Jain
Partner
M.No. 110272




Place: Delhi
Date: 13th December 2017


For And On Behalf Of The Board Of Directors


Pradeep Singh Kharola
Chairman


Vinod Hejmadi
Director


mshah
Chief of Finance


Capt. A.K. Sharma
Chief Executive Officer


Smt. Poonam Bharwani
Company Secretary

Place: Delhi
Date: 13th December 2017



AIR INDIA AIR TRANSPORT SERVICES LIMITED

NOTES FORMING PART OF THE FINANCIAL STATEMENTS FOR THE YEAR ENDED
31st MARCH 2017

NOTE "1"**A. CORPORATE INFORMATION**

Air India Air Transport Services Limited is a subsidiary of Air India Limited. Consequent to the hiving-off of handling activities by Air India Ltd., the Company has been entrusted with the provisioning of Ground Handling and other handling related activities within India (excluding Bangalore, Delhi, Hyderabad, Mangalore and Trivandrum) to Air India and its Group Companies, as also 3rd party airlines operating into India.

B. ACCOUNTING CONVENTION

- i) The Financial Statements have been prepared on going concern concept on accrual basis (except as specifically stated) under historical cost convention, and are in compliance with generally accepted accounting principles and the Accounting Standards notified under the Section 133 of the Companies Act 2013 read with Rule 7 of the Companies (Accounts) Rules 2014.
- ii) The preparation of financial statements in conformity with generally accepted accounting principles in India requires management to make estimates and assumptions that affect the reported amounts of assets and liabilities and disclosures of contingent liabilities at the date of the financial statements and the reported amounts of revenue and expenses during the reporting period. Differences between the actual results and estimates are recognized in the period in which results are known / materialized.
- iii) The Company being in service sector, there is no specific operating cycle; 12 months period has been adopted as "the Operating Cycle" in-terms of the provisions of Schedule III to the Companies Act 2013.



C. SIGNIFICANT ACCOUNTING POLICIES

1. FIXED ASSETS

- a) Assets are recorded at cost of acquisition or construction. Cost of acquisition comprises of its purchase price including import duties and other non-refundable taxes or levies and any directly attributable cost of bringing the asset to its working condition for its intended use. Trade discounts and rebates, if any, are reduced in arriving at the purchase price.
- b) Assets procured from abroad, in Foreign Currency are accounted for, at the IATA mean rate of exchange prevailing during the month. The resultant difference between the asset capitalized and the payment made to the Foreign Vendor is debited / credited to the Foreign Exchange Gain / Loss account.
- c) Physical Verification of Assets is done on a rotational basis so that every asset is verified in every two years and the discrepancies observed in the course of the verification are adjusted in the year in which report is submitted.
- d) In accordance with AS 28, the management carries out an impairment assessment of its assets with respect to economic performance as on the date of Balance Sheet.

2. DEPRECIATION /AMORTIZATION

- a) Depreciation is provided on all assets on Straight Line Method over the useful life of assets as per Schedule II of Companies Act 2013.
- b) Intangible assets which have a useful economic life are amortized over the estimated useful life.
- c) Assets of small value not exceeding INR 5,000, in each case, are fully provided for in the year of Purchase.

3. REVENUE RECOGNITION

- a) Ground Handling and other related services are recognized when the services are provided. Un-billed services at the end of each financial year, based on available data, are estimated and are recognized as Revenue.
- b) Income from Interest is recognized on a time proportion basis.
- c) Other Operating Revenue is recognized when services rendered during the year.



8. PROVISIONS, CONTINGENT LIABILITIES & CONTINGENT ASSETS

- a) Provisions involving a substantial degree of estimation in measurement are recognized when there is a present obligation as a result of past events and it is probable that there will be an outflow of resources.
- b) Contingent liabilities exceeding INR 10 Lakhs in each case are disclosed in respect of possible obligations that may arise from past events but their existence is confirmed by the occurrence or non-occurrence of one or more uncertain future events not wholly within the control of the Company.
- c) Contingent Assets are neither recognized nor disclosed in the financial statements.

9. OTHER LIABILITIES

Liabilities which are more than three years old are re-written back unless such liabilities are specifically known to be payable in the future.

10. PREPAID EXPENSES / LIABILITY FOR EXPENSES

Pre-paid expenses / Liabilities for expenses are recognized if more than INR 10,000 and above in each case



Air India Air Transport Services Ltd.

Statement of Significant Accounting policies and Other Explanatory Notes

Other Explanatory Notes

2 Share Capital

Particulars	As at 31-Mar-17		As at 31-Mar-16	
	Number	(Rs)	Number	(Rs)
Authorised Capital				
Equity Shares of Rs 10/- each	10000,00,000	100000,00,000	10000,00,000	100000,00,000
		100000,00,000		100000,00,000
Issued, Subscribed and Fully Paid up Capital				
Equity Shares of Rs 10/- each	1384,24,200	13842,42,000	1384,24,200	13842,42,000
	1384,24,200	13842,42,000	1384,24,200	13842,42,000

The company is a wholly owned subsidiary of Air India Ltd.

Details of Shareholding in excess of 5%

Name of Shareholder	As at 31-Mar-17		As at 31-Mar-16	
	Number of shares held	%	Number of shares held	%
Air India Ltd - Holding Company	1384,24,200	100	1384,24,200	100

As per the records of the Company, including its register of shareholders/members, the above shareholding represents legal ownerships of the shares.

Reconciliation of the equity shares outstanding at the beginning and at the end of the year

Particulars	As at 31-Mar-17		As at 31-Mar-16	
	Number	Amount	Number	Amount
At the beginning of the year	1384,24,200	13842,42,000	50,000	5,00,000
Issued during the period	-	-	1383,74,200	13837,42,000
Outstanding at the end of the year	1384,24,200	13842,42,000	1384,24,200	13842,42,000

The Company has issued only one class of shares referred to as equity shares having a par value of Rs10/- per share. Each holder of equity shares is entitled to one vote per share. In the event of liquidation of the Company, the holders of equity shares will be entitled to receive remaining assets of the company after payment of all external liabilities. The distribution will be in proportion to the number of equity shares held by the shareholders after distribution of all preferential amounts, if any.

There were no instances of shares being issued/allotted by way of bonus shares or for consideration other than cash and no shares have been bought back by the company during the period of five years immediately preceding the date of Balance Sheet.

3 Reserves and Surplus

Particulars	As at 31-Mar-17 (Rs.)		As at 31-Mar-16 (Rs.)	
Surplus in Profit and Loss Account:				
Balance as per last Balance Sheet		19183,28,879		9042,50,014
Add				
Profit / (loss) for the year	3343,15,648		10140,78,865	
Less				
Transfer to General Reserve	-		-	
Interim Dividend	-		-	
Net Surplus		3343,15,548		10140,78,865
Total Reserves & Surplus		22526,44,427		19183,28,879

4 Deferred Tax Liability (Net)

Particulars	As at 31-Mar-17		As at 31-Mar-16	
	(Rs)	(Rs)	(Rs)	(Rs)
Deferred Tax Liability on account of (DTL)				
Depreciation	638,19,346		451,14,943	
Total Deferred Tax Liability		638,19,346		451,14,943
Deferred Tax Asset on account of (DTA)				
Unabsorbed Depreciation	-		-	
Other Tax disallowances	-891,08,757	-891,08,757	1602,39,611	1602,39,611
Net Deferred Tax Asset		262,89,411		1151,24,668



5 Other Long term Liabilities

Particulars	As at 31-Mar-17 (Rs.)		As at 31-Mar-16 (Rs.)	
Earnest Money Deposit		30,70,000		30,70,000
Total		30,70,000		30,70,000

6 Provisions

Particulars	Long Term		Short Term	
	31-Mar-17 (Rs)	31-Mar-16 (Rs)	31-Mar-17 (Rs)	31-Mar-16 (Rs)
Provision for Leave encashment	3775,09,128	4384,24,157	681,12,781	1041,57,532
Provision for Gratuity	9068,22,535	9411,28,472	1211,78,493	1905,44,174
Provision for Tax	4650,00,000	2375,00,000		350,00,000
Provision for Retirement Benefit				
Total	17493,31,663	16170,52,629	1892,91,274	3297,01,706

The following table summarises the components of net benefit expense recognized in the Statement of Profit and Loss and the funded status and amounts recognized in the Balance Sheet

Particulars	Gratuity		2015-16	
	2016-17			
Change in Benefit Obligation				
Liability at the Beginning of the year		11316,72,646		10218,79,659
Interest Cost				
Current Service Cost		878,28,621		3378,95,369
Past Service Cost				
Benefit Paid		-1915,67,012		(2281,02,382)
Actuarial loss/(Gain)				
Total		10279,34,255		11316,72,646

Particulars	2016-17		2015-16	
Fair Value of Plan Assets				
Fair Value at the Beginning of the year		-		-
Expected Return on Plan Assets		-		-
Benefit Paid		-		-
Actuarial loss/(Gain)		-		-
Total		-		-

Particulars	2016-17		2015-16	
Actuarial Gain / Loss				
On Obligation		-		-
On Assets		-		-
Total		-		-

Particulars	2016-17		2015-16	
Return On Plan Assets				
Expected Return on Plan Assets		-		-
Actuarial Gain / Loss on Plan Assets		-		-
Total		-		-

Particulars	2016-17		2015-16	
Amount Recognised in Balance Sheet				
Liability at the end of the year		10279,34,255		11316,72,646
Fair Value of Plan Assets at the end of the year		-		-
Difference		-		-
Unrecognised Past Service Cost		-		-
(Liability) / Asset Recognised in Balance Sheet		10279,34,255		11316,72,646

Particulars	2016-17		2015-16	
Break up				
Current		1211,78,493		1905,44,174
Non - Current		9068,22,535		9411,28,472

Particulars	2016-17		2015-16	
Expenses Recognised in income Statement				
Current Service Cost		878,28,621		3378,95,369
Interest Cost		-		-
Expected Return on Plan Assets		-		-
Net Actuarial Gain / Loss Recognised		-		-
Expenses Recognised in Income Statement		878,28,621		3378,95,369

Particulars	2016-17		2015-16	
Balance Sheet Reconciliation				
Opening Net Liability		11316,72,646		10218,79,659
Expense as above		878,28,621		3378,95,369
Past Service Cost		-		-
Employer's Contribution		(1915,67,012)		(2281,02,382)
Amount Recognised in Balance Sheet		10279,34,255		11316,72,646



The principal assumptions used in determining the gratuity obligations are as follows

Assumptions	As at March 31, 2017		As at March 31, 2016	
Discount Rate		8.00%		8.00%
Expected rate of return on plan assets		N.A.		N.A.
Expected rate of salary increase		5.00%		5.00%
Attrition rate		1-3%		1-3%

Experience Adjustment Particulars	As at March 31, 2017		As at March 31, 2016	
On Plan Liability (Gains) / Losses		-		-

The Gratuity liability is not funded. The detailed disclosure as required by AS-15 was not provided for the previous year and therefore the same is not disclosed

7 Trade Payables

Particulars	As at 31-Mar-17		As at 31-Mar-16	
	(Rs)	(Rs)	(Rs)	(Rs)
Trade Payables				
- Micro Small and Medium Enterprises		-		-
- Other Payables		3508,10,142		857,99,634
Total		3508,10,142		857,99,634

As per the intimation available with the Company, there are no Micro, Small and Medium Enterprises as defined in the Micro, Small and Medium Enterprises Development Act, 2006 to whom the Company owes dues on account of principal amount together with the interest and accordingly no additional disclosure have been made. The above information regarding Micro, Small and Medium Enterprises have been determined to the extent such parties have been identified on the basis of information available with the company. This has been relied upon by the auditors'

8 Other Current Liabilities

Particulars	As at 31-Mar-17		As at 31-Mar-16	
		Current		Current
Statutory Dues		-1569,14,545		518,33,721
Dues to Group Companies		-		-
Vendor Financial Institutions		43,13,856		50,55,237
Vendor Employees		414,08,428		111,51,839
Other Current Liabilities		8859,36,737		6438,01,020
Provisions		1547,88,775		410,53,748
Margin Money		33,60,900		33,50,000
Earnest Money Deposits		439,50,379		388,27,420
Total		9868,33,130		8007,72,985

10 Long-term Loans and Advances

Particulars	Rs Non - Current		Rs Current	
	31-Mar-17	31-Mar-16	31-Mar-17	31-Mar-16
Unsecured, considered good				
Deposits		-		-
Income Tax - net of provisions	10605,42,123	7099,82,816		
Income Tax AY 2005-06 (FY 2004-05)	-	-		
Income Tax AY 2008-09 (FY 2007-08)	-	-		
Income Tax AY 2009-10 (FY 2008-09)	-	-		
Income Tax AY 2010-11 (FY 2009-10)	-	-		
Income Tax AY 2011-12 (FY 2010-11)	-	-		
Income Tax AY 2012-13 (FY 2011-12)	-	-		
Income Tax AY 2013-14 (FY 2012-13)	-	-		
Income Tax AY 2014-15 (FY 2013-14)	-	-		
Income Tax AY 2015-16 (FY 2014-15)	-	-		
Advance Fringe Benefit Tax (Net)				
Fringe Benefit Tax FY 2008-09	-	-		
Fringe Benefit Tax FY 2007-08	-	-		
Total	10605,42,123	7099,82,816		

11 Trade receivables

Particulars	Non - Current		Current	
	31-03-2017 Rs	31-03-2016 Rs	31-03-2017 Rs	31-03-2016 Rs
Unsecured, considered good				
Outstanding for more than six months	-	-	6323,93,935	2374,72,490
Other Debts			12649,09,083	10579,76,020
Dues from Group Companies	-	-	17281,16,842	16278,68,773
Total			36254,19,860	32230,17,283

Trade receivables represents the amounts due from the holding Company - All India



Air India Air Transport Services Ltd. 2016-17

9 Tangible Assets

Tangible Assets

Particular	Office Equipment	Ramp Equipments	Furniture & Fixtures	Electrical Fittings	Computers	Workshop Equipment & Instruments	Plant & Machinery	Vehicles	Total
Cost									
As at 1st April 2016	10,84,494	30,774,73,263	1,29,829	87,45,237	16,61,884	-	-	-	30,890,94,697
Additions	3,62,663	5,438,18,971	6,79,542	-	48,71,114	14,84,750	71,598	254,06,564	5,766,95,202
Disposals/Adjustments	-	-	-	-	-	-	-	-	-
As at 31st March 2017	14,47,157	36,212,92,224	8,09,371	87,45,237	65,32,998	14,84,750	71,598	254,06,564	36,657,89,899
Depreciation									
As at 1st April 2016	3,38,306	17,096,36,113	21,702	6,59,666	5,95,554	-	-	-	17,112,51,402
Disposals/Adjustments	-	-	-	-	-	-	-	-	-
Charge for the Year	2,03,322	1,886,63,341	74,385	8,30,796	16,50,422	1,04,498	63,655	4,40,506	1,920,31,126
As at 31st March 2017	5,41,628.32	18,982,99,454	96,146	14,90,465	22,45,976	1,04,498	63,855	4,40,506	19,032,82,529
Net Block									
As at 31st March 2016	7,46,188	13,678,37,140	1,08,067	80,85,569	10,66,330	-	-	-	13,778,43,295
As at 31st March 2017	9,05,528	17,229,92,770	7,13,225	72,54,772	42,87,022	13,80,252	7,743	249,68,058	17,625,07,370
Rate of Depreciation	19% 5	9.50% 15	9.50% 10	9.50% 10	31.67% 3	9.50% 10	6.33% 15	11.88%	

The Company has provided depreciation on Straight Line Method (SLM) as per Schedule II of Companies Act 2013, based on remaining life of assets.



12 Cash and Bank Balances

Particulars	Non - Current		Current	
	31-03-2017 Rs	31-03-2016 Rs	31-03-2017 Rs	31-03-2016 Rs
Cash and Cash Equivalents				
Cash Balance	-	-	30,059	2,215
Balance with Bank in Current Account	-	-	1530,88,523	3169,31,869
Balance with Bank in Term Deposit	-	-	206,54,556	2341,27,000
Total	-	-	1737,51,138	5510,61,084

13 Other Current Assets

Particulars	2016-17		2015-16	
	(Rs)	(Rs)	(Rs)	(Rs)
Advance against Salary		22,04,503		61,76,679
Prepaid Office expenses		-		146,36,052
Other Advances		2709,17,437		1421,23,955
Total		2687,12,934		1629,38,687

14 Revenue from Operations (Gross)

Particulars	2016-17		2015-16	
	(Rs)	(Rs)	(Rs)	(Rs)
Revenue from Handling Services				
Revenue from Group Companies	28946,87,163		28983,12,350	
Revenue from 3rd Party Handling	31569,29,747		30553,62,621	
Security Handling Revenue	-		364,22,599	
Rev from Govt Parties	228,83,920		-	
Rev from Casual Handling	255,43,301		706,93,770	
		61000,44,131		60607,91,339
Less : Revenue Sharing with Air India		-10000,00,000		6110,72,524
		51000,44,131		54497,18,815
APEDA Revenue		8597,35,519		4544,54,911
Equipment Loaning		81,22,902		388,43,808
Total		59679,02,552		59430,17,535

15 Other Income

Particulars	2016-17		2015-16	
	(Rs)	(Rs)	(Rs)	(Rs)
Recruitment Application Money		24,24,498		11,83,208
Interest on tax refund		-		13,215
Interest on Call & FD		99,83,850		309,82,082
Foreign Exchange Loss / Gain		-		540,10,660
Other Income		2649,77,799		3398,23,771
Total		2773,86,147		4259,92,936

16 Employee Benefit Expenses

Particulars	2016-17		2015-16	
	(Rs)	(Rs)	(Rs)	(Rs)
Salaries		34549,70,668		32319,87,798
Bonus		384,48,388		166,09,301
Contribution to ESI Scheme		506,53,382		59,37,070
Gratuity		878,28,621		3378,95,366
Leave Encashment		75,02,207		1250,54,359
PF Employer's contribution		1871,80,775		1581,75,468
Staff Welfare Expenses		3769,19,428		1799,28,049
Total		42035,03,468		40555,38,314

17 Finance Cost

Particulars	2016-17		2015-16	
	(Rs)	(Rs)	(Rs)	(Rs)
Interest Payments		-		-
Total		-		-



18 Depreciation and Amortisation

Particulars	2016-17		2015-16	
	(Rs)	(Rs)	(Rs)	(Rs)
Depreciation		1920,31,126		1793,36,158
Total		1920,31,126		1793,36,158

19 Other Expenses

Particulars	2016-17		2015-16	
	(Rs)	(Rs)	(Rs)	(Rs)
Handling Charges		3434,24,017.10		4806,46,930
Establishment Support Charges		1,34,192.15		13,10,259
Recruitment Expenses		9,66,299.00		12,79,379
Insurance		366,62,031.21		68,03,875
Postage & Courier Charges		2,42,621.80		3,50,617
Telephone Charges		14,12,741.37		2,30,243
Repairs & Maintenance - Building		158,37,190.60		18,300
Repairs & Maintenance - Others		594,82,795.00		698,35,021
Fuel & Oil		1542,23,998.00		1339,75,073
Electricity & Water Charges		551,15,872.00		567,84,731
Stores & Spares Consumption		813,76,798.00		1638,08,582
Hire of Transport & Equipments		663,61,158.00		781,86,231
Printing & Stationary		12,53,927.12		11,74,532
Publicity & Sales Promotion		26,87,423.00		1,40,268
General Charges - SAP AMC Charges		-		134,93,237
General Charges - Others		526,86,640.14		66,33,674
Rent		451,71,291.84		392,59,039
Rates And Taxes		175,61,332.00		121,33,569
Travelling And Conveyance Expenses		1118,65,364.00		224,51,836
Legal And Professional Expenses		50,74,366.00		4,80,042
Membership Fees		-		149,22,157
Bank Charges		13,28,301.24		5,29,747
Interest on Delayed Payment of TDS		25,442.00		15,019
Tax Audit Fees		25,000.00		-
Foreign Exchange Loss / Gain		540,39,463.45		-
Pax Baggage Claims Expenditure		29,91,575.00		-
Miscellaneous Expenses		19,67,011.00		54,70,985
Clep&FwdgChgsOctroi		23,69,644.50		-
Intt Charges-Others		26,511.00		-
CSR Expenses		140,71,674.00		-
Remuneration To Statutory Auditor				
- Audit fees		4,00,000.00		3,00,000
- Out of Pocket Expenses		47,279.00		30,000
Total		11288,11,969		11102,63,335

20 Disclosure under AS-17 "Segment Reporting" notified under The Company Accounting Standard Rules 2006.

The Company operates in a single reportable primary business segment viz: Airport Ground Handling Services and hence no disclosure under AS-17 "Segment Reporting" is made. The Company renders services only in India.

21 Earning Per Share

Particulars	2016-17	2015-16
Profit after tax	3343,15,548	10149,78,865
Weighted Average no. of shares outstanding (Nos.)	1384,24,200	1384,24,200
Nominal value of equity share (Rs.)	10.00	10.00
Earnings per share (Rs.) - Basic	2.42	7.33
Earnings per share (Rs.) - Diluted	2.42	7.33

Reconciliation of Weighted Average No. of Shares outstanding during the Year

Particulars	2016-17	2015-16
Total number of equity shares outstanding at the beginning of the year	1384,24,200	1384,24,200
Add Issue of Shares through Right Issue (Date of Allotment 15th Dec 2011)	-	-
Total number of equity shares outstanding at the end of year	1384,24,200	1384,24,200
Weighted average number of equity shares at the end of the year	1384,24,200	1384,24,200

Previous Year's figures have been re-grouped / re-arranged to confirm to current year's classification



NOTES FORMING PART OF FINANCIAL STATEMENT

22. During the Financial Year 2016-17, the Company has not allotted any Equity Shares.
23. No physical verification has been conducted during the current Financial Year. The Company has appointed an external firm of Chartered Accountants to carry out the physical verification and reconciliation with the books of accounts.
24. The management has carried out an impairment assessment of assets as on the balance sheet date. The management is of the opinion that the performance of Fixed Assets of the Company during the remaining life of the asset would be as expected and therefore there is no need of impairment as on the date of Balance Sheet.
25. During the Financial Year 2016-17, an amount of INR 100 Crores, revenue earned on account of ground handling from 3rd party airlines has been shared with Air India.
26. Air India has deputed on an average 1,300 employees to assist the Company in their business. An amount of INR 107.31 Crores has been debited by way of Salaries and allowances payable towards deputed employees during the year.
27. Air India has transferred the cost of stores and spares consumed during the year on account of Ground Handling Equipment. *The inventory continues to be in the books of Air India and the same has not been transferred to the Company.*
28. During the year, revenue of INR 969.80 Lakhs has been recognized in the books on account of entitlement under SFIS 2016-17 (Previous Year INR 1,315.02 Lakhs).
29. During the year, Air India transferred revenue amounting to INR 4,129.19 Lakhs and expenditure to the tune of INR 22,903.97 Lakhs.
- The statutory dues such as Service Tax, VAT, TDS and Airport Royalties have not been transferred and the same have been complied by Air India.
30. During the year, interest on outstanding receivable from Group Companies have been charged and recognized to the tune of INR 1,500.93 Lakhs (Previous Year INR 1,931.00 Lakhs). Interest has been charged on the average of Opening and Closing balances. The rate of interest applied for the Current Financial Year is 9.55% p.a (Previous Year 10.86% p.a.).
31. Revenue shared by HAL AI JWG has been recognized during the year amounting to INR 91.65 Lakhs (Previous Year INR 148.93 Lakhs).



32. The Company has charged an amount of INR 8,816.93 Lakhs (including 10% mark-up as agreed) to Air India, on account of salaries paid to Security Agents, on which service-tax is not charged, during the Financial Year 2016-17 (Previous Year INR 5,972.44 Lakhs).
33. Tax Audit for the Financial Year 2015-16 (Assessment Year 2016-17) has not been conducted.
34. Income-tax for the Financial Year 2015-16 (Assessment Year 2016-17) has been inadvertently short provided to the tune of INR 3,450.00 Lakhs. However the effect of the same will be carried out at the time of assessment.
35. Reconciliation / confirmation of Group Company related (including Holding Company) accounts are in progress. The accounts include assets and liabilities; income and expenditure.

The process of identification of unmatched items is in progress. Impact, if any, of consequential adjustment arising out of reconciliation on Financial Statements will be dealt with in the year of completion of reconciliation.

36. Royalties recovered from clients and payable to Airport Authority of India, Delhi International Airport Limited and Mumbai Airport International Limited are under reconciliation.

An amount of Rs. 926.89 Lakhs is reflected as receivable from CIAL on account of Levy. The account is under reconciliation.

Financial impacts, if any, arising out of reconciliation will be dealt in the year of completion of reconciliation.

37. **Loans & Advances (Long Term & Short Term), Other Assets (Current/Non-Current)**

TDS deducted at source by outside parties for which reconciliation with Income Tax data base (Form No. 26AS) as well as follow up for TDS certificates is in progress. Till such time these have been considered as good for recovery.

The company has sought the confirmation of balances for the receivables and payables. However, in most of the cases the parties have not responded.

Balances of receivables include certain items of unmatched credits /debits and these are stated as per the book balances pending proper matching and reconciliation in progress. Consequent to the above, while compiling, the ageing of trade receivables, such unmatched credits are not netted against the debits outstanding.



38. Cash and Bank Balances

The process of year end physical verification of cash in hand has been done by the authorized officials. The certificate of Cash Balance has been duly certified by the official concerned. Bank balances have been fully reconciled and confirmation from Bank obtained.

39. Specified Bank Notes (SBN)

During the year, the Company had specified bank notes (SBNs) and other denomination notes as defined in the MCA notification G.S.R. 308(E) dated 30th March, 2017, on the details of Specified Bank Notes (SBNs) held and transacted during the period from 8th November, 2016 to 30th December, 2016, the denomination wise SBNs and other notes as per the notification is given below:

Particulars	(Amounts in Rs)		
	SBNs*	Other denomination notes	Total
Closing cash in hand as on 8th November, 2016	54,000	5,838	59,838
(+) Permitted receipts	-	228,328	228,348
(-) Permitted payments	-	202,596	202,596
(-) Amount deposited in banks	54,000	54,000	54,000
Closing cash in hand as on 30th December, 2016	-	31,590	31,590

In the books of accounts, consolidated monthly entry for the cash expenses are made. Hence the system balance as on 8th November 2017 will not match with the balance certificate.

* For the purpose of this clause 'Specified Bank Notes' shall have the same meaning provided in the notification of the Government of India, in the Ministry of Finance, Department of Economic Affairs number S.O. 3407(E), dated the 8th November, 2016.

40. Current Liabilities:

- The Service Tax including Input credit to be availed and Tax Deducted at source (TDS), Refunds to be received in respect of Income Tax, Employee Provident Fund (EPF), Profession Tax and Airport Royalties are being reconciled to be in line with the Returns filed / statutory records. Necessary adjustments, if any, will be done in the year of completion of reconciliation
- Reversal of CENVAT credit for non-taxable services is being accounted for and Input credit not eligible for availment is charged to revenue at the time of payment of relevant expense. The precise amount in this regard is being ascertained. Necessary adjustments will be done the year of completion of reconciliation.



- c) The company has an outstanding amount of Service Tax liability as on 31/03/2017 as per books of accounts amounting to INR - 2,125.75 Lakhs (Previous Year: INR 322.59 Lakhs), which is under reconciliation.

The company has an outstanding amount of TDS liability as on 31.03.2016 amounting to INR 237.96 Lakhs (Previous Year: INR 232.17 Lakhs). TDS liability is recognized as and when bills are accounted for or paid.

41. No provision or contingent liabilities have been made in respect of pending legal cases.
42. Internal Audit for the FY 2016-17 is in progress and necessary accounting action, if any, will be taken once the Final Audit report is presented.
43. The Company charges Service Tax on Levies as directed by the Airport Authorities (AAI, DIAL, MIAL etc). The same is accounted along-with the levies.
44. During the year, there is net re-charges by 3rd party airlines through IATA to the tune of INR 1,007.26 Lakhs. The re-charges during the FY 2014-15 and FY 2015-16 are INR 12.61 Lakhs and INR 1,205.35 Lakhs respectively.

These accounts are under reconciliation. The impact, if any, of consequential adjustment arising out of reconciliation on Financial Statements will be dealt with in the year of completion of reconciliation.

45. During the Financial Year 2016-17, the Company has rendered handling services to Group Companies (Air India, Air India Express and Alliance Air). The bills have been prepared based on the data shared by IOCC and the individual Handling Forms have not been attached to the invoices as has been done for the 3rd party handling.

46. Employee Benefits

(A) General description of Defined Benefit Plan

Gratuity is payable to all eligible employees of the Company on superannuation, death, or permanent disablement, in terms of the provisions of the Payment of Gratuity Act.

Actuarial Valuation of Gratuity, Privilege Leave and Sick Leave has been done at the year-end (as 31st March 2017).

An amount of INR 7.00 Crores on ad-hoc has been provided during the year towards provision for expenses on Medical Benefits.

(B) Defined Contribution Plan

The Parent Company has an Employees Provident Fund Trusts under the Provident Fund Act 1925, which governs the Provident Fund Plans for eligible employees. The Company as well as the employees contributes 10% of the PF Pay to the Fund out of which Provident Fund is paid to the employees.



47. Deferred Tax Assets / Liabilities

The Deferred Tax Asset / Liabilities are recognized only to the extent of Deferred Tax Asset / Liability as shown below:

(INR in Lakhs)			
Particulars	Balance as on 31.03.2016	DTA/DTL Recognized in 2016-17	Total DTA as on 31.03.2017
(A) Deferred Tax Liability			
(i) Related to Fixed Assets	1,151.24	-898.35	252.89
Sub-Total (A)			
(B) Deferred Tax Asset			
(i) Unabsorbed Depreciation			
(ii) Business Loss			
Sub-Total (B)			
Deferred Tax/(Liability) (Net)	1,151.24	-898.35	252.89

48. Corporate Compliance

As per Companies Act 2013, Sec 149(4), the Company has not appointed independent director. Consequently, the Audit Committee has no independent director. There is no remuneration committee under Sec 177(2) and Sec 178 respectively.

During the Financial Year 2016-17, there is an instance of board meeting conducted after a gap of 120 days.

Corporate Social Responsibility committee has been formed by the Company during 2016-17. An amount of Rs. 140.71 Lakhs have been provided for CSR activities for the Financial Year 2016-17.

49. Following are the details of Foreign Currency earned and expended by the Company during the Financial Year 2016-17

Details of Foreign Exchange Earnings & Expenditure		
Foreign Exchange Earnings Invoices raised on 3rd party carriers USD 35,518,289.32	Foreign Exchange Expenditure Procurement of Capital Goods USD 3,579,974.00	Net Foreign Exchange earning USD 31,938,315.42



50. Remuneration to Auditors

The details of the audit fees and expenses of the Auditors:-

(Rupees in Lakhs)

Particulars	2016-17	2015-16
Audit Fees - For the Year	4.00	3.00
Out of Pocket Expenses*		0.30
Total	4.00	3.30

*Accounted on Payment Basis

As per our Report of even date
for Jain & Jain
Chartered Accountants
Firm Registration No # 103869W



Ajay B Jain
Partner
Membership No # 110372



Place : Delhi
Date : 13th December 2017

for and on behalf of the Board of Directors



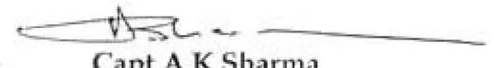
Pradeep Singh Kharola
Chairman



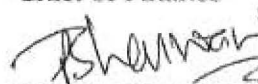
V Hejmadi
Director



mshah
Chief of Finance



Capt A K Sharma
Chief Exec Officer



POONAM BHARWANI
Company Secretary

Place : Delhi
Date : 13th December 2017



Form F14(b)-Ground Handling 

2016-2017

Code	Aircraft Type	Type Of Carrier	Ramp Handling	Traffic Handling	Comprehensive
Code B	Single Engine Aircraft	PAX Non Schedule Domestic	0.00	0.00	48000.00
Code B	Single Engine Aircraft	PAX Non Schedule International	0.00	0.00	104000.00
Code C1	ATR 72	PAX Schedule Domestic	10000.00	0.00	14000.00
Code C	A319	PAX Schedule International	0.00	0.00	115500.00
Code C	A-320	PAX Schedule International	0.00	0.00	115500.00
Code C	A-321	PAX Schedule International	0.00	0.00	115500.00
Code C	B-737	PAX Schedule International	0.00	0.00	115500.00
Code C	ATR-72	PAX Schedule Domestic	10000.00	0.00	14000.00
Code D	A-300-600	Freight Schedule International	0.00	0.00	280500.00
Code D	A-310	PAX Schedule International	0.00	0.00	240000.00
Code D	A-310-F	Freight Schedule International	0.00	0.00	206000.00
Code E	A-330-200	PAX Schedule International	0.00	0.00	180000.00
Code E	A-340	PAX Schedule International	0.00	0.00	180000.00
Code E	B-777	Freight Schedule International	0.00	0.00	247500.00
Code E	B-777	PAX Schedule International	0.00	0.00	214500.00
Code E	B777-200F	Freight Schedule International	0.00	0.00	247500.00

2017-2018

Code	Aircraft Type	Type Of Carrier	Ramp Handling	Traffic Handling	Comprehensive
Code B	Single Engine Aircraft	PAX Non Schedule Domestic	0.00	0.00	48960.00
Code B	Single Engine Aircraft	PAX Non Schedule International	0.00	0.00	106080.00
Code C1	ATR 72	PAX Schedule Domestic	10200.00	0.00	14280.00
Code C	A319	PAX Schedule International	0.00	0.00	117810.00
Code C	A-320	PAX Schedule International	0.00	0.00	117810.00
Code C	A-321	PAX Schedule International	0.00	0.00	117810.00
Code C	B-737	PAX Schedule International	0.00	0.00	117810.00

Form F14(b)-Ground Handling



2016-2017

Code	Aircraft Type	Type Of Carrier	Ramp Handling	Traffic Handling	Comprehensive
Code B	Single Engine Aircraft	PAX Non Schedule Domestic	0.00	0.00	48000.00
Code B	Single Engine Aircraft	PAX Non Schedule International	0.00	0.00	104000.00
Code C1	ATR 72	PAX Schedule Domestic	10000.00	0.00	14000.00
Code C	A319	PAX Schedule International	0.00	0.00	115500.00
Code C	A-320	PAX Schedule International	0.00	0.00	115500.00
Code C	A-321	PAX Schedule International	0.00	0.00	115500.00
Code C	B-737	PAX Schedule International	0.00	0.00	115500.00
Code C	ATR-72	PAX Schedule Domestic	10000.00	0.00	14000.00
Code D	A-300-600	Freight Schedule International	0.00	0.00	280500.00
Code D	A-310	PAX Schedule International	0.00	0.00	240000.00
Code D	A-310-F	Freight Schedule International	0.00	0.00	206000.00
Code E	A-330-200	PAX Schedule International	0.00	0.00	180000.00
Code E	A-340	PAX Schedule International	0.00	0.00	180000.00
Code E	B-777	Freight Schedule International	0.00	0.00	247500.00
Code E	B-777	PAX Schedule International	0.00	0.00	214500.00
Code E	B777-200F	Freight Schedule International	0.00	0.00	247500.00

2017-2018

Code	Aircraft Type	Type Of Carrier	Ramp Handling	Traffic Handling	Comprehensive
Code B	Single Engine Aircraft	PAX Non Schedule Domestic	0.00	0.00	48960.00
Code B	Single Engine Aircraft	PAX Non Schedule International	0.00	0.00	106080.00
Code C1	ATR 72	PAX Schedule Domestic	10200.00	0.00	14280.00
Code C	A319	PAX Schedule International	0.00	0.00	117810.00
Code C	A-320	PAX Schedule International	0.00	0.00	117810.00
Code C	A-321	PAX Schedule International	0.00	0.00	117810.00
Code C	B-737	PAX Schedule International	0.00	0.00	117810.00

Code	Aircraft Type	Type Of Carrier	Ramp Handling	Traffic Handling	Comprehensive
Code C	ATR-72	PAX Schedule Domestic	10200.00	0.00	14280.00
Code D	A-300-600	Freight Schedule International	0.00	0.00	286110.00
Code D	A-310	PAX Schedule International	0.00	0.00	244800.00
Code E	A-330-200	PAX Schedule International	0.00	0.00	183600.00
Code D	A-310-F	Freight Schedule International	0.00	0.00	210120.00
Code E	A-340	PAX Schedule International	0.00	0.00	183600.00
Code E	B-777	PAX Non Schedule International	0.00	0.00	252450.00
Code E	B-777	PAX Schedule International	0.00	0.00	218790.00
Code E	B777-200F	Freight Schedule International	0.00	0.00	252450.00

2018-2019

Code	Aircraft Type	Type Of Carrier	Ramp Handling	Traffic Handling	Comprehensive
Code B	Single Engine Aircraft	PAX Non Schedule Domestic	0.00	0.00	49939.00
Code B	Single Engine Aircraft	PAX Non Schedule International	0.00	0.00	108202.00
Code C1	ATR 72	PAX Schedule Domestic	10404.00	0.00	14566.00
Code C	A319	PAX Schedule International	0.00	0.00	120166.00
Code C	A-320	PAX Schedule International	0.00	0.00	120166.00
Code C	A-321	PAX Schedule International	0.00	0.00	120166.00
Code C	B-737	PAX Schedule International	0.00	0.00	120166.00
Code C	ATR-72	PAX Schedule Domestic	10404.00	0.00	14566.00
Code D	A-300-600	Freight Schedule International	0.00	0.00	291832.00
Code D	A-310	PAX Schedule International	0.00	0.00	249696.00
Code D	A-310-F	Freight Schedule International	0.00	0.00	214322.00
Code E	A-330-200	PAX Schedule International	0.00	0.00	187272.00
Code E	A-340	PAX Schedule International	0.00	0.00	187272.00
Code E	B-777	Freight Schedule International	0.00	0.00	257499.00
Code E	B-777	PAX Schedule International	0.00	0.00	223166.00
Code E	B777-200F	Freight Schedule International	0.00	0.00	257499.00

2019-2020

Code	Aircraft Type	Type Of Carrier	Ramp Handling	Traffic Handling	Comprehensive
Code B	Single Engine Aircraft	PAX Non Schedule Domestic	0.00	0.00	50938.00
Code B	Single Engine Aircraft	PAX Non Schedule International	0.00	0.00	110366.00
Code C1	ATR 72	PAX Schedule Domestic	10612.00	0.00	14857.00
Code C	A319	PAX Schedule International	0.00	0.00	122570.00
Code C	A-320	PAX Schedule International	0.00	0.00	122570.00
Code C	A-321	PAX Schedule International	0.00	0.00	122570.00
Code C	ATR-72	PAX Schedule International	10612.00	0.00	14857.00
Code C	B-737	PAX Schedule International	0.00	0.00	122570.00
Code C	ATR-72	PAX Schedule Domestic	10612.00	0.00	14857.00
Code D	A-300-600	Freight Schedule International	0.00	0.00	297669.00
Code D	A-310	PAX Schedule International	0.00	0.00	254690.00
Code D	A-310-F	Freight Schedule International	0.00	0.00	218609.00
Code E	A-330-200	PAX Schedule International	0.00	0.00	191017.00
Code E	A-340	PAX Schedule International	0.00	0.00	191017.00
Code E	B-777	Freight Schedule International	0.00	0.00	262649.00
Code E	B-777	PAX Schedule International	0.00	0.00	227629.00
Code E	B777-200F	Freight Schedule International	0.00	0.00	262649.00

2020-2021

Code	Aircraft Type	Type Of Carrier	Ramp Handling	Traffic Handling	Comprehensive
Code B	Single Engine Aircraft	PAX Non Schedule Domestic	0.00	0.00	51957.00
Code B	Single Engine Aircraft	PAX Non Schedule International	0.00	0.00	112573.00
Code C1	ATR 72	PAX Schedule Domestic	10824.00	0.00	15154.00
Code C	A319	PAX Schedule International	0.00	0.00	125021.00
Code C	A-320	PAX Schedule International	0.00	0.00	125021.00
Code C	A-321	PAX Schedule International	0.00	0.00	125021.00
Code C	B-737	PAX Schedule International	0.00	0.00	125021.00
Code C	ATR-72	PAX Schedule Domestic	10824.00	0.00	15154.00
Code D	A-300-600	Freight Schedule International	0.00	0.00	303622.00
Code D	A-310	PAX Schedule International	0.00	0.00	259784.00
Code D	A-310-F	Freight Schedule International	0.00	0.00	222981.00

Code	Aircraft Type	Type Of Carrier	Ramp Handling	Traffic Handling	Comprehensive
Code E	A-330-200	PAX Schedule International	0.00	0.00	194838.00
Code E	A-340	PAX Schedule International	0.00	0.00	194838.00
Code E	B-777	Freight Schedule International	0.00	0.00	267902.00
Code E	B-777	PAX Schedule International	0.00	0.00	232182.00
Code E	B777-200F	Freight Schedule International	0.00	0.00	267902.00

92

ANNEXURE - III

AIR INDIA AIR TRANSPORT SERVICES LTD
Compliance Statement for Tariff Year 2015-16

S.No.	Particular	Rs.	Airports								Total
		2015-16	Mumbai	Ahmedabad	Chennai	Calicut	Cochin	Kolkata	Guwahati	Others	
A	Revenue from Regulated Services recovered during the tariff year:										
i	Revenue from Ground Handling	5,94,30,17,535	3,26,65,21,771	11,12,07,559	81,76,96,558	10,16,28,869	30,81,55,910	68,16,35,514	3,38,24,700.00	61,23,46,643	5,94,30,17,535
ii	Other Income	42,59,92,936	4,70,98,360	24,99,651	1,68,28,251	7,66,233	57,07,942	90,44,522	-	33,40,47,977	42,59,92,936
	Total Revenue	6,36,90,10,471	3,31,36,20,132	11,37,07,210	85,45,24,808	10,21,95,102	31,38,63,852	69,06,80,047	3,38,24,700.00	94,63,94,620	6,36,90,10,471
B	Operating Expenditure:										
i	Payroll Related Expenditure and Provision	4,05,55,38,314	1,94,58,12,097	72,28,355	61,59,21,293	2,29,51,265	2,67,80,806	30,58,83,682	2,55,07,136	1,09,54,53,681	4,05,55,38,314
ii	Admin & General Expenses	81,98,16,702	37,06,03,482	2,96,76,191	5,40,51,882	7,05,36,624	11,33,26,918	16,998	26,64,394	17,89,40,214	81,98,16,702
iii	Repair & Maintenance Expenditure	6,98,53,321	5,74,37,030	19,18,751	14,97,147	12,95,381	2,48,406			74,56,606	6,98,53,321
iv	Utilities & Outsourcing Expenses										
v	Electricity & Water Charges	5,67,84,731	18,14,352	1,01,410				1,55,05,648		3,93,63,321	5,67,84,731
vi	Consumption of Stores and Spares	16,38,08,582	16,36,87,577				1,21,005				16,38,08,582
vii	Other Outflows										
	Total Operating Expenditure	5,16,58,01,649	2,53,93,54,537	3,89,24,707	68,14,70,322	9,47,83,270	14,04,77,135	32,14,06,328	2,81,71,530	1,32,12,13,821	5,16,58,01,649
C	Regulatory Operating Profit (A-B)	1,20,32,08,822	77,42,65,594	7,47,82,503	17,30,54,486	76,11,832	17,33,86,718	36,92,73,719	56,53,170	-37,48,19,201	1,20,32,08,821
D	Depreciation	17,93,36,158	4,02,85,595	28,75,664	2,12,70,410	62,33,694	53,55,826	1,59,41,916	78,139	8,72,94,914	17,93,36,158
E	Profit After Depreciation	1,02,38,72,663	73,39,79,999	7,19,06,839	15,17,84,076	13,78,138	16,80,30,891	35,33,31,803	55,75,031	-46,21,14,115	1,02,38,72,663

Note: the revenue & expenditure in the southern region has been appropriated depending on the actual entries at the three stations i.e. Chennai, Calicut and Cochin.

24

M. D. Singh

AIR INDIA AIR TRANSPORT SERVICES LTD
Compliance Statement for Tariff Year 2016-17

S.No.	Particular	Airports									
		Rs. 2016-17	Ahmedabad	Calicut	Chennai	Cochin	Guwahati	Kolkata	Mumbai	Others	Total
A	Revenue from Regulated Services recovered during the tariff year:										
i	Revenue from Ground Handling	5,96,79,02,552	11,92,32,964	10,96,07,068	84,22,42,721	30,44,27,570	3,65,81,568	70,75,02,144,29	3,12,83,36,834,15	71,91,91,682	5,96,79,02,552
ii	Other Income	27,73,86,147	-	-	3,48,224	-	-	9,305	10,85,67,349	16,34,61,269	27,73,86,147
	Total Revenue	6,24,52,88,699	11,92,32,964	10,96,07,068	84,25,90,945	30,44,27,570	3,65,81,568	70,79,11,449,29	3,23,69,04,182,75	88,76,52,951	6,24,52,88,699
B	Expenditure:										
	Operating Expenditure	5,33,23,15,437	5,29,21,526	9,05,80,884	75,45,80,701	11,44,14,728	2,68,05,906	31,09,15,950	2,71,57,71,084	1,25,63,40,258	5,33,23,15,437
	Depreciation	19,20,31,126	29,51,176	63,21,453	2,21,24,079	56,23,134	2,78,172	1,64,46,396	4,48,80,219	9,34,06,497	19,20,31,126
	Total Expenditure	5,52,43,46,564	5,58,72,702	9,69,02,337	77,66,84,780	12,00,37,862	2,70,84,078	32,73,61,746	2,76,06,51,303	1,35,07,46,755	5,52,43,46,564
C	Regulatory Operating Profit	72,09,42,135	6,33,40,262	1,26,99,731	6,59,06,164	18,43,89,709	98,97,490	38,05,49,703	47,62,52,880	-47,20,93,804	72,09,42,135
	As per Operator (profit-nonregulated income)										
D	CAPEX										
	Opening RAB	1,37,78,43,295	2,09,16,617	4,30,38,235	14,83,80,872	2,87,86,475	6,98,438	11,65,04,085	42,98,97,001	58,96,43,502	1,37,78,43,295
	Capital Expenditure	57,66,95,201	38,13,771	32,42,472	3,45,35,035	0	84,81,116	3,72,39,471	15,73,41,758	33,16,41,579	57,66,95,201
	Disposals/Transfer	-	-	-	-	-	-	-	-	-	-
	Depreciation	19,20,31,126	29,51,176	63,21,453	2,21,24,079	56,23,134	2,78,172	1,64,46,396	4,48,80,219	9,34,06,497	19,20,31,126
	Closing RAB	1,76,25,07,370	2,17,99,211	3,99,59,253	16,11,91,828	2,34,56,297	88,59,372	13,72,97,160	54,23,58,620	82,75,85,629	1,76,25,07,370
E	Average RAB	1,57,01,75,333	2,13,67,914	4,14,98,744	15,47,86,350	2,61,21,386	47,57,900	12,69,00,622	48,61,27,651	70,80,14,565	1,57,01,75,333
	Return on Average RAB	43.91%	296.43%	30.60%	42.58%	701.90%	208.02%	299.88%	97.97%	66.62%	43.91%

COMPARATIVE STATEMENT OF ACS FOR THE FY 2015-16 & FY2016-17
(Refer AI.9 of the Guidelines and Form No. 16)

AIATSL, CALICUT AIRPORT			Rs. In Lakhs.	Rs. In Lakhs.
			Tariff years	Tariff years
	Particulars		2015-2016	2016-2017
Sl No.	Performance Report for the years		MYTO	MYTO
1	Revenue:			
1.1	Regulated Services-Ground Handling	1	1016.28	1096.07
1.2	-Cargo Handling	1	0	0
1.3	Other than Regulated Services	2	7.67	0
	A Total Revenue		1023.95	1096.07
2	Expenditure:			
2.1	Operating Expenditure	3	947.83	905.85
2.2	Depreciation	4	62.33	63.21
	A Total Expenditure	5	1010.16	969.06
3	Regulatory Operating Profit	1+2-5	13.79	127.01
	As per operator (profit- nonregulated income)			
4	CAPEX			
4.1	Opening RAB		492.71	430.38
4.2	Capitai Expenditure		0	32.42
4.3	Disposals /Transfers		0	0
4.4	Deprication		62.33	63.21
4.5	closing RAB		430.38	399.59
4.6	Average RAB{(4.1+4.5)/2}		461.55	414.99
4.7	Profit Margin		1%	12%
5	Return on Average RAB (3/4.6)		2.99%	30.61%

Form F14(b)-Ground Handling

From The Date Of Issue Of This Order To 31.03.2019.

Code	Aircraft Type	Type Of Carrier	Flamp Handling	Traffic Handling	Comprehensive
Code B	Single Engine Aircraft	PAX Non Schedule Domestic	0.00	0.00	48000.00
Code B	Single Engine Aircraft	PAX Non Schedule International	0.00	0.00	104000.00
Code C1	ATR 72	PAX Schedule Domestic	10000.00	0.00	14000.00
Code C	A319	PAX Schedule International	0.00	0.00	115500.00
Code C	A-320	PAX Schedule International	0.00	0.00	115500.00
Code C	A-321	PAX Schedule International	0.00	0.00	115500.00
Code C	B-737	PAX Schedule International	0.00	0.00	115500.00
Code C	ATR-72	PAX Schedule Domestic	10000.00	0.00	14000.00
Code D	A-300-600	Freight Schedule international	0.00	0.00	280500.00
Code D	A-310	PAX Schedule International	0.00	0.00	240000.00
Code D	A-310-F	Freight Schedule International	0.00	0.00	206000.00
Code E	A-330-200	PAX Schedule International	0.00	0.00	180000.00
Code E	A-340	PAX Schedule International	0.00	0.00	180000.00
Code E	B-777	Freight Schedule International	0.00	0.00	247500.00
Code E	B-777	PAX Schedule International	0.00	0.00	214500.00
Code E	B777-200F	Freight Schedule International	0.00	0.00	247500.00