



सत्यमेव जयते

Airports Economic Regulatory Authority of India

TO CONSIDER THE MULTI YEAR TARIFF PROPOSAL AND ANNUAL TARIFF PROPOSAL FOR THE SECOND CONTROL PERIOD IN RESPECT OF M/s AIR INDIA AIR TRANSPORT SERVICES LIMITED (AIATSL) FOR PROVIDING GROUND HANDLING SERVICES AT KOLKATA INTERNATIONAL AIRPORT, KOLKATA.

New Delhi: 2nd Jan, 2018.

**AERA Building
Administrative Complex
Safdarjung Airport.
New Delhi.**

1. Brief Background:

- 1.1 M/s AIATSL is one of the Ground Handling agencies appointed by Kolkata International Airport Ltd. (NSCBIA) for carrying out Ground Handling (GH) at Netaji Subhas Chandra Bose International Airport, Kolkata and started their operations/ground handling services from 1st April,2014. The Authority, vide its MYTO Order No. 04/2015-16 dated 06.05.2015, decided to approve tariff on ad-hoc basis for the First Control Period (FY2011-12 to FY2015-16) for Air India. The Authority vide its Order No. 09/2016-17 dated 19.08.2016 further extended the levy of tariffs as on 31.03.2016 up to 30.09.2016 or till the determination of tariffs for the second control period, whichever is earlier. The tariffs applicable on 31.03.2015 are continuing till date. The Authority vide its Order No.50/2015-16 dated 31.03.2016 allowed the AOs/ISPs to continue the levy of tariffs existing as on 31.03.2016 up to 30.09.2016 or till the determination of tariffs for the second control period, whichever is earlier. The Authority vide its Order No. 11/2016-17 dated 29.09.2016 extended the levy of tariffs as on 31.03.2016 up to 31.03.2017 or till the determination of tariffs for the second control period, whichever is earlier. The Authority vide its Order No. 19/2016-17 dated 31.03.2017 further extended the levy of tariffs as on 31.03.2016 up to 30.09.2017 or till the determination of tariffs for the second control period, whichever is earlier. The Authority vide its Order No. 12/2017-18 dated 29.09.2017 further extended the tariffs existing as on 31.03.2016, for a period of six months w.e.f. 01.10.2017 or till determination of tariffs for the Second Control Period whichever is earlier.

2. MYTP/ATP/ACS Submissions made by AIATSL for 2nd control period.

M/s AIATSL submitted their MYTP/ATP online on 24th June,2016 and submitted the consolidated Balance Sheet for FY 2014-15, FY 2015-16 and FY2016-17 (**Annexure I**). AIATSL submitted the bifurcation of financials (Balance Sheet for FY2015-16) among all its stations where AIATSL is operating. Bifurcation of Balance Sheet for FY2014-15 among its station of operation is not submitted .AIATSL has submitted ATP for the complete

Second Control period wherein, AIATSL has proposed an increase of 2% year on year in the ATP from FY 2016-17 to FY 2020-21(**Annexure II**). M/s AIATSL submitted the Annual Compliance Statement (ACS) for the FY 2015-16 and FY2016-17 (**Annexure III**).

3. Principles for Determination of Aeronautical Tariff under “Light Touch Approach”.

3.1 The Authority vide its Order No. 12/2010-11 dated 10.01.2011 and Direction No. 04/2010-11 issued on 10.01.2011 finalized its approach in the matter of Regulatory Philosophy and Approach in Economic Regulation of the Services provided for Cargo Facility, Ground Handling and Supply of Fuel to the Aircraft at the major airports and issued the Airports Economic Regulatory Authority of India (Terms and Conditions for Determination of Tariff for Services provided for Cargo Facility, Ground Handling and supply of Fuel to the Aircraft) Guidelines, 2011 (“ the Guidelines”).

3.2 In accordance, to above mentioned AERA Guidelines and Directions the following procedure is followed:

a) Stage1: **Materiality:**

$$\text{Materiality Index (MIg)} = \frac{\text{International Aircraft Movement at Kolkata Airport}}{\text{Total Intl.Aircraft Movement at major airports}} \times 100$$

The materiality index at Kolkata Airport= 16269/330467

$$= 4.92\%$$

The percentage share of Ground Handling for Kolkata Airport, Kolkata for the FY 2014-15 is 4.92% which is less than 5% Materiality Index (MIg) for the above subject service. Hence the regulated service is deemed as ‘**Non-material**’ for the second control period.

b) Stage 2: **Competition:** AERA on provisions of the National Civil Aviation Policy (NCAP- 2016), vide Order No. 15/2016-17 dated 12th Jan,2017 decided to consider three (3) Ground Handling Agencies (GHA) including Air India’s subsidiary/JV for competition assessment at all major airports. As per the information furnished by AIATSL in Form F1(b) on competition Assessment, M/s Bhadra Ground Handling

Agency is other service provider which is rendering similar service at Kolkata International Airport. Hence in the instance case, there are two Ground Handling service providers including AIATSL, and therefore the service is deemed '**Non-competitive**'.

i) Stage 3: **Reasonableness of existing User Agreement(s)**: M/s AIATSL has submitted the User Agreements for Kolkata Airport.

3.3 AIATSL has not submitted the copy of Concession Agreement with Kolkata Airport.

3.4 AIATSL has not conducted the stakeholder consultation with the users on the proposed ATP submitted for the complete Second Control Period i.e. FY2016-17, FY2017-18, FY 2018-19, FY2019-20 and FY2020-21.

4 Authority's Examination on the proposal.

4.1 The services rendered by AIATSL for providing Ground Handling facility at Kolkata Airport are aeronautical services in terms of section 2(a) of the Airports Economic Regulatory Authority of India Act, 2008 (Act) and under section 13 (1)(a) of the Act, the Authority is required to determine tariff for aeronautical services.

4.2 M/s AIATSL is the subsidiary company of Air India and AIATSL started their Ground Handling Operations from 1st April, 2014 and submitted the Annual Compliance Statement (ACS) only for the tariff year FY2015-16 of first control period and Annual Tariff Proposal (ATP) for FYs. 2016-17 to FY2020-21. M/s AIATSL has not submitted any evidence of stakeholder consultation meeting for the proposed ATP.

4.3 The Authority vide Order No. 04/2015-16 dated 6th May, 2015 allowed Air India to continue to charge tariff as prevalent on 01.09.2009 in respect of ground handling services at the airports of Ahmedabad, Calicut, Chennai, Cochin, Kolkata, Mumbai, Guwahati and any other major airports at which Air India is rendering such services for the first control period.

4.4 Based on the ACS submission by AIATSL a comparative scenario of revenue, cost and return on average RAB for the FY2015-16 and FY2016-17

is prepared and annexed as “**Annexure-IV**”. The Authority observed the following parameters in the financials as submitted by AIATSL:

- a) Return on Average RAB for FY2015-16 is 283.86% and for FY 2016-17 is 299.88%.
- b) The turnover/profit % earned in FY 2015-16 is 51% and for FY2016-17 is 54%.

5 Proposal

The Authority, after careful consideration of the MYTP and ATP for Second Control Period, makes the following proposal for stakeholder consultation:

- 5.1 The service for Ground handling being provided by M/s AIATSL at Kolkata Airport, Kolkata is “**Non-Material**” and hence in accordance to the provisions of Chapter V of the AERA Guidelines the tariff will be determined under “Light Touch Approach” for the duration of Second Control Period (01.04.2016 to 31.03.2021) and not under the Price Cap/Cost Plus approach for determination of tariffs for the 2nd control period and accordingly proposes to issue the MYTO for the 2nd control period.
- 5.2 It is proposed to allow AIATSL to charge the proposed tariff of FY2016-17 from the date of issue of order to 31.03.2019 of the second control period. The tariff for the period from the date of issue of tariff order to 31.03.2019 of the second control period for Ground Handling Services provided by AIATSL at Kolkata Airport, Kolkata is proposed as **Annexure-V**.
- 5.3 Tariff determined as above will be maximum tariff to be charged. No other charge is to be levied over and above the approved tariff.
- 5.4 AIATSL should not exceed the tariff charges for its Non-Schedule Operations as approved by AERA for schedule operations for similar class of aircraft.
- 5.5 In accordance with the provisions of Section 13(4) of the AERA Act, the proposal contained in para 5 above is hereby put forth for stakeholder consultation. To assist the stakeholders in making their submissions in a meaningful and constructive manner, necessary documents are enclosed as

annexures to the consultation paper. For removal of doubts, it is clarified that the contents of this Consultation Paper may not be construed as any Order or Direction of this Authority. The Authority shall pass an Order, in the matter, only after considering the submissions of the stakeholders in response here to and by making such decision fully documented and explained in terms of the provisions of the Act.

- 5.6 The Authority welcomes written evidence-based feedback, comments and suggestions from stakeholders on the proposal made in para 5 above, latest by **22nd Jan, 2018** at the following address:

**Secretary,
Airports Economic Regulatory Authority of India,
AERA Building,
Administrative Complex,
Safdarjung Airport,
New Delhi- 110003
Email: puja.jindal@nic.in
Tel: 011-24695042
Fax: 011-24695039**

**S. Machendranathan
Chairperson**

BALANCE SHEET AS AT MARCH 31, 2015

Annexure - I

(Amount in Rupees)

Particulars	Note Ref	As at March 31, 2015	As at March 31, 2014
I EQUITY & LIABILITIES			
1 Shareholders' Funds			
(a) Share Capital	2	500,000	500,000
(b) Reserves and Surplus	3	904,250,014	(2,572,456)
(c) Money Received Against Share Warrants			
		904,750,014	(2,072,456)
2 Share Application Money Pending Allotment		1,383,742,000	-
3 Non-Current Liabilities			
(a) Long-Term Borrowings		-	-
(b) Deferred Tax Liabilities (Net)	4	-	-
(c) Other Long Term Liabilities	5	2,870,000	650,000
(d) Long Term Provisions	6	1,447,232,503	18,197,142
		1,450,102,503	18,847,142
4 Current Liabilities			
(a) Short-Term Borrowings		-	-
(b) Trade Payables	7	57,272,986	154,044,364
(c) Other Current Liabilities	8	590,871,984	19,301,536
(d) Short-Term Provisions	6	322,171,375	1,593,148
		970,316,346	174,939,048
Total		4,708,910,863	191,713,734
II ASSETS			
Non-Current Assets			
1 (a) Fixed Assets			
(i) Tangible Assets	9	1,552,518,219	85,281
(ii) Intangible Assets		-	-
(iii) Capital Work-in-Progress		-	-
(iv) Intangible Assets Under Development		-	-
		1,552,518,219	85,281
(b) Non-Current Investments		-	-
(c) Deferred Tax Assets (Net)	4	113,795,908	7,030,989
(d) Long-Term Loans & Advances	10	164,543,691	71,758,283
(e) Other Non-Current Assets		-	-
		1,830,857,818	78,874,553
2 Current Assets			
(a) Current Investments		-	-
(b) Inventories		-	-
(c) Trade Receivables	11	2,419,164,592	107,254,562
(d) Cash and Bank Balances	12	450,830,034	5,445,119
(e) Short-Term Loans and Advances	10	-	-
(f) Other Current Assets	13	8,058,419	139,500
		2,878,053,045	112,839,181
Total		4,708,910,863	191,713,734

Statement of Significant Accounting policies and Other 1

Explanatory Notes

As Per Our Report Of Even Date Attached

For and on behalf of
Jain & Jain
Chartered Accountants
FRN : 103869W

For and on behalf of the Board
Sd/-
Shri Ashwanil Lohani
Chairman

Sd/-
Ms. Gargi Kaul
Director

Sd/-
Ajay Jain
Partner
M.No. 110372

Sd/-
Shri A Jayachandran
Chief of Finance

Sd/-
Capt. A.K.Sharma
Chief Executive Officer

Sd/-
Smt. Poonam Bharwani
Company Secretary

Place: Delhi
Date : 21 January 2016

Place: Delhi
Date : 21 January 2016

-296-


Air India Air Transport Services Ltd.
Balance Sheet as at March 31, 2017

(All figures in Indian Rupees unless otherwise stated)

Particulars	Note Ref	(Rs.)	(Rs.)
		As at 31-Mar-17	As at 31-Mar-16
I EQUITY & LIABILITIES			
1 Shareholders' Funds			
(a) Share Capital	2	13842,42,000	13842,42,000
(b) Reserves and Surplus	3	22526,44,427	19183,28,879
(c) Money Received Against Share Warrants			
		<u>36368,86,427</u>	<u>33025,70,879</u>
2 Share Application Money Pending Allotment			
3 Non-Current Liabilities			
(a) Long-Term Borrowings		-	-
(b) Deferred Tax Liabilities (Net)	4	-	-
(c) Other Long Term Liabilities	5	30,70,000	30,70,000
(d) Long Term Provisions	6	17493,31,663	16170,52,629
		<u>17524,01,663</u>	<u>16201,22,829</u>
4 Current Liabilities			
(a) Short-Term Borrowings		-	-
(b) Trade Payables	7	3508,10,142	867,99,634
(c) Other Current Liabilities	8	9868,33,130	8007,72,985
(d) Short-Term Provisions	6	1892,91,274	3297,01,706
		<u>15269,34,546</u>	<u>12172,74,325</u>
Total		<u>69162,22,636</u>	<u>61399,67,833</u>
II ASSETS			
Non-Current Assets			
1 (a) Fixed Assets			
(i) Tangible Assets	9	17625,07,370	13778,43,295
(ii) Intangible Assets		-	-
(iii) Capital Work-in-Progress		-	-
(iv) Intangible Assets Under Development		-	-
		<u>17625,07,370</u>	<u>13778,43,295</u>
(b) Non-Current Investments		-	-
(c) Deferred Tax Assets (Net)	4	252,89,411	1151,24,668
(d) Long-Term Loans & Advances	10	10605,42,123	7099,82,816
(e) Other Non-Current Assets		-	-
		<u>10858,31,534</u>	<u>8251,07,484</u>
		<u>28483,38,904</u>	<u>22029,50,779</u>
2 Current Assets			
(a) Current Investments		-	-
(b) Inventories		-	-
(c) Trade Receivables	11	36254,19,660	32230,17,283
(d) Cash and Bank Balances	12	1737,51,138	5510,61,084
(e) Short-Term Loans and Advances	10	-	-
(f) Other Current Assets	13	2687,12,934	1629,38,887
		<u>40678,83,732</u>	<u>39370,17,055</u>
Total		<u>69162,22,636</u>	<u>61399,67,833</u>

Statement of Significant Accounting policies and Other Explanatory Notes 1

As Per Our Report Of Even Date Attached
For Jain & Jain
Chartered Accountants
Firm Registration No. 103869W





Ajay B Jain
Partner
M.No. 110372

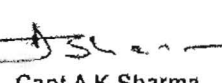



For and on behalf of the Board of Directors


Pradeep Singh Kharola
Chairman


Vinod Hejmal
Director


Chief of Finance
Smt Poonam Bharwani
Company Secretary


Capt. A.K. Sharma
Chief Executive Officer



Place: Delhi
Date: 13th December 2017

Place: Delhi
Date: 13th December 2017

-297

Air India Air Transport Services Ltd.
Statement of Profit and Loss for the year ended March 31, 2017

(All figures in Indian Rupees unless otherwise stated)

Particulars	Note Ref	Rs.	
		2016-17	2015-16
I Revenue from Operations (Gross):			
- Revenue from Handling Services	14	59679,02,552	59430,17,535
II Other Income:	15	2773,86,147	4259,92,936
III Total Revenue (I + II)		62452,88,699	63690,10,471
IV Expenses:			
Employee Benefit Expenses	16	42035,03,468	40555,38,314
Finance Cost	17	-	-
Depreciation and Amortisation	18	1920,31,126	1793,36,158
Other Expenses	19	11288,11,969	11102,63,335
Total Expenses		55243,46,564	53451,37,808
V Profit Before exceptional and extraordinary items and Tax (III-IV)		7209,42,135	10238,72,663
VI Exceptional Items		-	13,83,742
Prior Period Adjustments(Net)		1042,91,330	(252,61,185)
VII Profit Before extraordinary items and Tax (V-VI)		6166,50,805	10477,50,106
VIII Extraordinary Items		-	-
IX Profit Before Tax (VII-VIII)		6166,50,805	10477,50,106
X Tax Expense			
1. Current Tax		1925,00,000	350,00,000
2. Short/ (Excess) Provision of Tax		-	-
3. Deferred Tax Liability / (asset)		898,35,257	(13,28,760)
XI Profit For the period from Continuing Operations (IX-X)		3343,15,548	10140,78,865
XV Profit For the period (XIV+XI)		3343,15,548	10140,78,865
XVI Earnings per Equity Share:			
Basic		2.42	7.33
Diluted		2.42	7.33

As Per Our Report Of Even Date Attached
For Jain & Jain
Chartered Accountants
Firm Registration No. 103869W

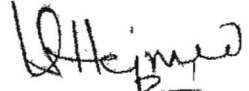
For and on behalf of the Board of Directors





Ajay B Jain
Partner
M.No. 110372




Pradeep Singh Kharola
Chairman


Vinod Hajmadi
Director


Chief of Finance
Smt. Poonam Bharwani
Company Secretary


Capt. A.K. Sharma
Chief Executive Officer

Place: Delhi
Date: 13th December 2017

Place: Delhi
Date: 13th December 2017





Form F14(b)-Ground Handling

2016-2017

Code	Aircraft Type	Type Of Carrier	Ramp Handling	Traffic Handling	Comprehensive
Code B	Single Engine Aircraft	PAX Non Schedule Domestic	0.00	0.00	48000.00
Code C	A-320	PAX Schedule International	43000.00	0.00	132000.00
Code C	A-320	PAX Schedule Domestic	0.00	0.00	48000.00
Code B	Single Engine Aircraft	PAX Non Schedule International	0.00	0.00	104000.00
Code C1	ATR 72	PAX Schedule Domestic	10000.00	0.00	14000.00
Code C	A319	PAX Schedule International	43000.00	0.00	132000.00
Code C	A-321	PAX Schedule International	43000.00	0.00	132000.00
Code C	B-737	PAX Schedule International	43000.00	0.00	132000.00
Code C	ATR-72	PAX Schedule Domestic	10000.00	0.00	14000.00
Code D	A-300-600	PAX Schedule International	0.00	0.00	283000.00
Code D	A-310-F	Freight Schedule International	0.00	0.00	206000.00
Code D	B-757	PAX Schedule International	0.00	0.00	156000.00
Code D	DC-10	PAX Schedule International	0.00	0.00	240000.00
Code F	A-380	PAX Schedule International	0.00	0.00	260000.00
Code E	A-330-300	PAX Schedule International	0.00	0.00	175000.00
Code E	A-330-200	PAX Schedule International	0.00	0.00	283000.00
Code E	A-340	PAX Schedule International	0.00	0.00	397000.00
Code E	B-747	PAX Schedule International	0.00	0.00	190000.00
Code E	B-777	PAX Schedule International	0.00	0.00	202000.00
Code E	B-787-800	PAX Schedule International	0.00	0.00	220000.00
Code E	B-787-900	PAX Schedule International	0.00	0.00	225000.00
Code E	B777-200F	Freight Schedule International	0.00	0.00	247000.00
Code E	B-747	PAX Non Schedule International	0.00	0.00	190000.00

2017-2018

Code	Aircraft Type	Type Of Carrier	Ramp Handling	Traffic Handling	Comprehensive
Code B	Single Engine Aircraft	PAX Non Schedule Domestic	0.00	0.00	48960.00
Code B	Single Engine Aircraft	PAX Non Schedule International	0.00	0.00	106080.00
Code C1	ATR 72	PAX Schedule Domestic	10200.00	0.00	14280.00
Code C	A319	PAX Schedule International	43860.00	0.00	134640.00
Code C	A-320	PAX Schedule International	43860.00	0.00	134640.00
Code C	A-321	PAX Schedule International	43860.00	0.00	134640.00
Code C	B-737	PAX Schedule International	43860.00	0.00	134640.00
Code C	ATR-72	PAX Schedule Domestic	10200.00	0.00	14280.00
Code D	A-300-600	PAX Schedule International	0.00	0.00	288660.00
Code D	A-310-F	Freight Schedule International	0.00	0.00	210120.00
Code D	B-757	PAX Schedule International	0.00	0.00	159120.00
Code D	DC-10	PAX Schedule International	0.00	0.00	244800.00
Code F	A-680	PAX Schedule International	0.00	0.00	265200.00
Code E	A-330-309	PAX Schedule International	0.00	0.00	178500.00
Code E	A-330-200	PAX Schedule International	0.00	0.00	288660.00
Code E	A-340	PAX Schedule International	0.00	0.00	404940.00
Code E	B-747	PAX Non Schedule International	0.00	0.00	193800.00
Code E	B-777	PAX Schedule International	0.00	0.00	206040.00
Code E	B-787-800	PAX Schedule International	0.00	0.00	224400.00
Code E	B-787-900	PAX Schedule International	0.00	0.00	229500.00
Code E	B777-200F	Freight Schedule International	0.00	0.00	251940.00

2018-2019

Code	Aircraft Type	Type Of Carrier	Ramp Handling	Traffic Handling	Comprehensive
Code B	Single Engine Aircraft	PAX Non Schedule Domestic	0.00	0.00	49939.00
Code B	Single Engine Aircraft	PAX Non Schedule International	0.00	0.00	108202.00
Code C1	ATR 72	PAX Schedule Domestic	10404.00	0.00	14566.00
Code C	A319	PAX Schedule International	44737.00	0.00	137333.00
Code C	A-320	PAX Schedule International	44737.00	0.00	137333.00
Code C	ATR-72	PAX Schedule Domestic	10404.00	0.00	14566.00

Code	Aircraft Type	Type Of Carrier	Ramp Handling	Traffic Handling	Comprehensive
Code C	A-321	PAX Schedule International	44737.00	0.00	137333.00
Code C	B-737	PAX Schedule International	44737.00	0.00	137333.00
Code D	A-300-600	PAX Schedule International	0.00	0.00	294433.00
Code D	A-310-F	Freight Schedule International	0.00	0.00	214322.00
Code D	B-757	PAX Schedule International	0.00	0.00	162302.00
Code F	A-380	PAX Schedule International	0.00	0.00	270504.00
Code D	DC 10	PAX Schedule International	0.00	0.00	249696.00
Code E	A-330-309	PAX Schedule International	0.00	0.00	182070.00
Code E	A-330-200	PAX Schedule International	0.00	0.00	294433.00
Code E	A-340	PAX Schedule International	0.00	0.00	413039.00
Code E	B-747	PAX Non Schedule International	0.00	0.00	197676.00
Code E	B-777	PAX Schedule International	0.00	0.00	210161.00
Code E	B-787-800	PAX Schedule International	0.00	0.00	228888.00
Code E	B-787-900	PAX Schedule International	0.00	0.00	234090.00
Code E	B777-200F	Freight Schedule International	0.00	0.00	256979.00

2019-2020

Code	Aircraft Type	Type Of Carrier	Ramp Handling	Traffic Handling	Comprehensive
Code B	Single Engine Aircraft	PAX Non Schedule Domestic	0.00	0.00	50938.00
Code B	Single Engine Aircraft	PAX Non Schedule International	0.00	0.00	110366.00
Code C1	ATR 72	PAX Schedule Domestic	10612.00	0.00	14857.00
Code C	A319	PAX Schedule International	45632.00	0.00	140079.00
Code C	A-320	PAX Schedule International	45632.00	0.00	140079.00
Code C	A-321	PAX Schedule International	45632.00	0.00	140079.00
Code C	B-737	PAX Schedule International	45632.00	0.00	140079.00
Code C	ATR-72	PAX Schedule Domestic	10612.00	0.00	14857.00
Code D	A-300-600	PAX Schedule International	0.00	0.00	300322.00
Code D	B-757	PAX Schedule International	0.00	0.00	165548.00
Code D	A-310-F	Freight Schedule International	0.00	0.00	218609.00
Code D	DC 10	PAX Schedule International	0.00	0.00	254690.00
Code F	A-380	PAX Schedule International	0.00	0.00	275914.00



Code	Aircraft Type	Type Of Carrier	Ramp Handling	Traffic Handling	Comprehensive
Code E	A-330-309	PAX Schedule International	0.00	0.00	185711.00
Code E	A-330-200	PAX Schedule International	0.00	0.00	300322.00
Code E	A-340	PAX Schedule International	0.00	0.00	421300.00
Code E	B-747	PAX Non Schedule International	0.00	0.00	201630.00
Code E	B-777	PAX Schedule International	0.00	0.00	214364.00
Code E	B-787-800	PAX Schedule International	0.00	0.00	233466.00
Code E	B-787-900	PAX Schedule International	0.00	0.00	238772.00
Code E	B-777-200F	Freight Schedule International	0.00	0.00	262118.00

2020-2021

Code	Aircraft Type	Type Of Carrier	Ramp Handling	Traffic Handling	Comprehensive
Code B	Single Engine Aircraft	PAX Non Schedule Domestic	0.00	0.00	51957.00
Code B	Single Engine Aircraft	PAX Non Schedule International	0.00	0.00	112573.00
Code C1	ATR 72	PAX Schedule Domestic	10824.00	0.00	15154.00
Code C	A319	PAX Schedule International	46545.00	0.00	142881.00
Code C	A-320	PAX Schedule International	46545.00	0.00	142881.00
Code C	A-321	PAX Schedule International	46545.00	0.00	142881.00
Code C	B-737	PAX Schedule International	46545.00	0.00	142881.00
Code C	ATR-72	PAX Schedule Domestic	10824.00	0.00	15154.00
Code D	A-300-600	PAX Schedule International	0.00	0.00	306328.00
Code D	A-310-F	Freight Schedule International	0.00	0.00	222981.00
Code D	B-757	PAX Schedule International	0.00	0.00	168859.00
Code D	DC 10	PAX Schedule International	0.00	0.00	259784.00
Code F	A 380	PAX Schedule International	0.00	0.00	281432.00
Code E	A 330-309	PAX Schedule International	0.00	0.00	189426.00
Code E	A-330-200	PAX Schedule International	0.00	0.00	306328.00
Code E	A-340	PAX Schedule International	0.00	0.00	429726.00
Code E	B-747	PAX Non Schedule International	0.00	0.00	205662.00
Code E	B-777	PAX Schedule International	0.00	0.00	218651.00
Code E	B-787-800	PAX Schedule International	0.00	0.00	238135.00

ICRA

Airports Economic Regulatory Authority of India

Code	Aircraft Type	Type Of Carrier	Ramp Handling	Traffic Handling	Comprehensive
Code E	B737-900	PAX Schedule International	0.00	0.00	243547.00
Code E	B777-300ER	Freight Schedule International	0.00	0.00	267361.00

260-

186

Annexure - III

AIR INDIA AIR TRANSPORT SERVICES LTD
Compliance Statement for Tariff Year 2015-16

S.No.	Particulars	Airports									
		2015-16	Mumbai	Ahmedabad	Chennai	Calcutta	Cochin	Kolkata	Guwahati	Others	Total
A	Revenue from Regulated Services recovered during the tariff year:										
i	Revenue from Ground Handling	5,94,30,17,535	3,26,65,21,771	11,12,07,559	82,76,96,558	10,16,28,869	30,41,55,910	68,16,35,524	3,38,24,700.00	61,23,46,643	15,94,30,17,535
ii	Other Income	42,59,92,936	4,70,98,360	24,99,651	2,68,28,251	7,66,233	57,07,942	90,44,522		33,40,47,977	12,59,92,936
	Total Revenue	6,36,90,10,471	3,91,36,20,132	11,37,07,210	85,45,24,808	10,23,95,102	31,38,63,852	69,06,80,047	3,38,24,700.00	94,63,94,620	6,36,90,10,471
B	Operating Expenditure:										
i	Payroll Related Expenditure and Provision	4,05,55,38,314	1,94,58,12,097	72,28,355	62,59,21,293	2,29,51,265	2,67,80,406	30,58,83,682	2,55,07,136	1,09,54,53,681	4,05,55,38,314
ii	Admin & General Expenses	81,98,16,702	37,06,03,482	2,96,76,191	5,40,51,882	7,05,36,624	11,33,26,918	16,998	26,64,394	17,89,40,214	81,98,16,702
iii	Repair & Maintenance Expenditure	6,98,53,321	5,74,37,030	19,18,751	14,97,147	12,95,381	1,48,406			74,56,606	6,98,53,321
iv	Utilities & Outsourcing Expenses										
v	Electricity & Water Charges	5,67,84,731	18,14,352	1,01,410				1,55,05,648		3,93,63,321	5,67,84,731
vi	Consumption of Stores and Spares	16,38,08,582	16,36,87,577								16,38,08,582
vii	Other Outflows										
	Total Operating Expenditure	5,16,58,01,649	2,53,93,54,537	3,89,24,707	68,14,70,322	9,47,83,270	2,40,47,713	32,14,06,328	2,81,71,530	1,32,12,13,821	5,16,58,01,649
C	Regulatory Operating Profit (A-B)	1,20,32,08,822	77,42,65,594	7,47,82,503	17,30,54,485	75,11,832	17,90,86,139	36,92,73,719	56,53,170	-37,48,19,201	1,20,32,08,821
D	Depreciation	7,93,36,158	4,02,85,595	1,28,75,664	2,12,70,410	62,33,694	53,59,826	1,59,41,916	78,139	8,72,94,914	7,93,36,158
E	Profit After Depreciation	1,02,38,72,663	73,39,79,999	7,19,06,839	15,17,84,076	13,78,138	16,80,80,891	35,33,31,803	55,75,031	-46,21,14,115	1,02,38,72,663

Note: the revenue & expenditure in the southern region has been appropriated depending on the actual entries at the three stations i.e. Chennai, Calcutta and Cochin.

- 292 -

AIR INDIA AIR TRANSPORT SERVICES LTD
Compliance Statement for Tariff Year 2016-17

S.No.	Particular	Airports									
		Rs. 2016-17	Ahmedabad	Calicut	Chennai	Cochin	Guwahati	Kolkata	Mumbai	Others	Total
A	Revenue from Regulated Services recovered during the tariff year:										
i	Revenue from Ground Handling	5,96,79,02,552	11,92,12,964	10,96,07,068	84,22,42,721	30,44,27,570	3,69,81,568	70,79,02,144,29	3,12,83,36,834.15	71,91,91,682	5,96,79,02,552
ii	Other Income	27,73,86,147			3,48,224			9,305	10,85,67,349	16,84,61,269	27,73,86,147
	Total Revenue	6,24,52,88,699	11,92,12,964	10,96,07,068	84,25,90,945	30,44,27,570	3,69,81,568	70,79,11,449,29	3,23,69,04,182,75	88,76,52,951	6,24,52,88,699
B	Expenditure:										
	Operating Expenditure	5,33,23,15,437	5,29,21,526	9,05,85,884	75,45,60,701	11,44,14,728	2,58,05,906	31,09,15,350	2,71,57,71,084	1,26,63,40,258	5,33,23,15,437
	Depreciation	19,20,31,126	29,51,176	63,21,453	2,21,24,079	56,23,134	2,78,172	1,64,46,396	4,48,80,219	9,34,06,497	19,20,31,126
	Total Expenditure	5,52,43,46,564	5,58,72,702	9,69,07,337	77,66,84,780	12,00,37,862	2,70,84,078	32,73,61,746	2,76,05,51,303	1,35,97,46,755	5,52,43,46,564
C	Regulatory Operating Profit	72,09,42,135	6,33,40,262	1,26,99,731	5,59,06,164	18,43,89,709	98,97,490	38,05,49,703	47,62,52,880	-47,20,93,804	72,09,42,135
	As per Operator (profit-nonregulated income)										
D	CAPEX										
	Opening RAB	1,37,78,43,295	2,09,36,617	4,30,38,235	14,83,80,872	2,87,86,475	6,56,428	11,65,04,085	42,98,97,081	58,96,43,502	1,37,78,43,295
	Capital Expenditure	57,66,95,201	38,13,771	32,42,471	3,49,35,035	0	84,81,116	3,72,39,471	15,73,41,758	33,16,41,579	57,66,95,201
	Disposals/Transfer										
	Depreciation	19,20,31,126	29,51,176	63,21,453	2,21,24,079	53,30,178	2,78,172	1,64,46,396	4,48,80,219	9,36,99,453	19,20,31,126
	Closing RAB	1,76,25,07,170	2,17,99,211	3,99,59,253	16,11,91,828	2,34,56,297	88,59,372	13,72,97,160	54,23,56,620	82,75,85,629	1,76,25,07,370
E	Average RAB	1,57,01,75,333	2,13,67,914	4,14,98,744	15,47,86,350	2,61,21,386	47,57,900	12,69,00,622	48,61,27,851	70,86,14,565	1,57,01,75,333
	Return on Average RAB	45.91%	296.43%	30.60%	42.58%	705.90%	208.02%	299.88%	97.97%	-66.62%	45.91%

COMPARATIVE STATEMENT OF ACS FOR THE FY 2015-16 & 2016-17.
(TOTAL REVENUE-TOTAL COST)
(Refer AI.9 of the Guidelines and Form No. 16)

KOLKATA AIRPORT

Rs. In Lakhs.

Sl No.	Particulars		Tariff years	Tariff years
			2015-2016	2016-2017
Performance Report for the years			MYTO	MYTO
1	Revenue:			
1.1	Regulated Services-Ground Handling	1	6816.35	7079.02
1.2	-Cargo Handling	1	0	
1.3	Other than Regulated Services	2	90.44	0.09
	A Total Revenue		6906.79	7079.11
2	Expenditure:			
2.1	Operating Expenditure	3	3214.06	3109.15
2.2	Depreciation	4	159.41	164.46
	A Total Expenditure	5	3373.47	3273.61
3	Regulatory Operating Profit	1+2-5	3533.32	3805.50
	As per operator (profit- nonregulated income)			
4	CAPEX			
4.1	Opening RAB		1324.46	1165.04
4.2	Capital Expenditure		0	372.39
4.3	Disposals /Transfers		0	0
4.4	Depreciation		159.41	164.46
4.5	closing RAB		1165.05	1372.97
4.6	Average RAB{(4.1+4.5)/2}		1244.76	1269.01
4.7	Profit Margin		51%	54%
5	Return on Average RAB (3/4.6)		283.86%	299.88%

Form F14(b)-Ground Handling

FROM THE DATE OF ISSUE OF ORDER TO 31.03.2019.

Code	Aircraft Type	Type Of Carrier	Ramp Handling	Traffic Handling	Comprehensive
Code B	Single Engine Aircraft	PAX Non Schedule Domestic	0.00	0.00	48000.00
Code C	A-320	PAX Schedule International	43000.00	0.00	132000.00
Code C	A-320	PAX Schedule Domestic	0.00	0.00	48000.00
Code B	Single Engine Aircraft	PAX Non Schedule International	0.00	0.00	104000.00
Code C1	ATR 72	PAX Schedule Domestic	10000.00	0.00	14000.00
Code C	A319	PAX Schedule International	43000.00	0.00	132000.00
Code C	A-321	PAX Schedule International	43000.00	0.00	132000.00
Code C	B-737	PAX Schedule International	43000.00	0.00	132000.00
Code C	ATR-72	PAX Schedule Domestic	10000.00	0.00	14000.00
Code D	A-300-600	PAX Schedule International	0.00	0.00	283000.00
Code D	A-310-F	Freight Schedule International	0.00	0.00	206000.00
Code D	B 757	PAX Schedule International	0.00	0.00	156000.00
Code D	DC 10	PAX Schedule International	0.00	0.00	240000.00
Code F	A 380	PAX Schedule International	0.00	0.00	260000.00
Code E	A 330-309	PAX Schedule International	0.00	0.00	175000.00
Code E	A-330-200	PAX Schedule International	0.00	0.00	283000.00
Code E	A-340	PAX Schedule International	0.00	0.00	397000.00
Code E	B-747	PAX Schedule International	0.00	0.00	190000.00
Code E	B-777	PAX Schedule International	0.00	0.00	202000.00
Code E	B-787-800	PAX Schedule International	0.00	0.00	220000.00
Code E	B 787-900	PAX Schedule International	0.00	0.00	225000.00
Code E	B777-200F	Freight Schedule International	0.00	0.00	247000.00
Code E	B-747	PAX Non Schedule International	0.00	0.00	190000.00